

Track Rating: Heavy 10, Weather: Overcast, Rail Position: +7m Entire

Section Field Times							Overall	L1400	L1200	L1000	L800	L600		
							1:42.21 (0:15.94)	1:26.27 (0:12.33)	1:13.94 (0:12.34)	1:01.60 (0:12.76)	0:48.84 (0:12.54)	0:36.30 (0:12.12)		
Position	#	Horse/Jockey	Barrier	Top Speed [km/h]	Fastest Section	First 400m							Distance Travelled From Winner [m]	
1	2	MALDINI Lily Sutherland	2	62.2 600-400	0:11.84 400-200	0:28.59	1:42.21 (0:16.28)	1:25.93 [6] (0:12.31)	1:13.62 [7] (0:12.46)	1:01.16 [8] (0:12.61)	0:48.55 [8] (0:12.33)	0:36.22 [2] (0:12.03)		
2	11	LA MEZQUITA Kazuya Asano	10	63.2 600-400	0:11.62 400-200	0:29.07	1:42.22 (0:16.61)	1:25.61 [11] (0:12.46)	1:13.15 [11] (0:12.45)	1:00.70 [12] (0:12.59)	0:48.11 [12] (0:12.17)	0:35.94 [9] (0:11.98)	+2	
3	9	BASSOROC Sam Weatherley	6	63.8 600-400	0:11.70 400-200	0:28.81	1:42.63 (0:16.39)	1:26.24 [10] (0:12.42)	1:13.82 [10] (0:12.45)	1:01.37 [10] (0:12.50)	0:48.87 [9] (0:12.47)	0:36.40 [8] (0:12.03)	+4	
4	10	LOCH KATRINE Maria Sanson	5	65.7 800-600	0:11.74 600-400	0:29.12	1:43.09 (0:16.89)	1:26.20 [12] (0:12.23)	1:13.97 [12] (0:12.34)	1:01.63 [11] (0:12.63)	0:49.00 [11] (0:12.38)	0:36.62 [12] (0:11.74)	+20	
5	6	LORD OF THE SEA Kelly Myers	4	62.4 600-400	0:11.89 400-200	0:28.59	1:43.10 (0:16.34)	1:26.76 [9] (0:12.25)	1:14.51 [8] (0:12.44)	1:02.07 [7] (0:12.52)	0:49.55 [5] (0:12.64)	0:36.91 [7] (0:12.11)	+0	
6	8	STEP IN TIME Johji Nishizuka	3	61.7 800-600	0:11.98 400-200	0:28.26	1:43.18 (0:15.93)	1:27.25 [1] (0:12.33)	1:14.92 [1] (0:12.49)	1:02.43 [3] (0:12.65)	0:49.78 [2] (0:12.50)	0:37.28 [1] (0:12.18)	+4	
7	4	DROP OF SOMETHING Jessica Allen	9	62.3 800-600	0:11.92 400-200	0:28.47	1:43.35 (0:16.05)	1:27.30 [4] (0:12.42)	1:14.88 [4] (0:12.43)	1:02.45 [6] (0:12.71)	0:49.74 [6] (0:12.73)	0:37.01 [11] (0:12.17)	+6	
8	7	ME LIBEREZ Ace Lawson-Carroll	13	62.5 800-600	0:12.07 400-200	0:28.28	1:43.38 (0:15.95)	1:27.43 [2] (0:12.33)	1:15.10 [2] (0:12.47)	1:02.63 [2] (0:12.72)	0:49.91 [3] (0:12.56)	0:37.34 [4] (0:12.15)	+7	
9	14	PICK OF THE LITTER Warren Kennedy	7	62.2 800-600	0:11.97 400-200	0:28.75	1:43.59 (0:16.31)	1:27.28 [8] (0:12.44)	1:14.84 [9] (0:12.30)	1:02.54 [9] (0:12.72)	0:49.82 [10] (0:12.54)	0:37.28 [10] (0:12.18)	+13	
10	3	MISTER PUCCI Masahiro Hashizume	11	61.1 800-600	0:12.21 400-200	0:28.54	1:43.61 (0:16.22)	1:27.39 [5] (0:12.32)	1:15.07 [6] (0:12.24)	1:02.83 [4] (0:12.76)	0:50.07 [4] (0:12.52)	0:37.55 [5] (0:12.28)	+13	

Scratched: Jaffira (#1), Te Atatu Dream (#13)

Track Rating: Heavy 10, Weather: Overcast, Rail Position: +7m Entire

Section Field Times							Overall	L1400	L1200	L1000	L800	L600	
							1:42.21 (0:15.94)	1:26.27 (0:12.33)	1:13.94 (0:12.34)	1:01.60 (0:12.76)	0:48.84 (0:12.54)	0:36.30 (0:12.12)	
Position	#	Horse/Jockey	Barrier	Top Speed [km/h]	Fastest Section	First 400m							Distance Travelled From Winner [m]
11	12	MONKHANA	12	62.6	0:12.14	0:28.53	1:43.71	1:27.40 [7]	1:15.18 [5]	1:02.93 [5]	0:50.07 [7]	0:37.54 [6]	+17
		Jasmine Fawcett		800-600	600-400		(0:16.31)	(0:12.22)	(0:12.25)	(0:12.86)	(0:12.53)	(0:12.14)	
12	5	KID WARRIOR	14	60.3	0:12.25	0:28.35	1:46.66	1:30.64 [3]	1:18.31 [3]	1:06.06 [1]	0:53.30 [1]	0:40.64 [3]	+11
		Samantha Spratt		800-600	1200-1000		(0:16.02)	(0:12.33)	(0:12.25)	(0:12.76)	(0:12.66)	(0:12.59)	

Scratched: Jaffira (#1), Te Atatu Dream (#13)

Track Rating: Heavy 10, Weather: Overcast, Rail Position: +7m Entire

Section												L400	L200		
Field Times												0:24.18	0:12.35		
												(0:11.84)	(0:12.35)		
Position	#	Horse/Jockey	Barrier	Top Speed [km/h]	Fastest Section	First 400m			Margin				Distance Travelled From Winner [m]		
1	2	MALDINI	2	62.2	0:11.84	0:28.59	0:24.19 [1]	0:12.35 [1]	1:42.21						
		Lily Sutherland		600-400	400-200		(0:11.84)	(0:12.35)							
2	11	LA MEZQUITA	10	63.2	0:11.62	0:29.07	0:23.96 [6]	0:12.34 [2]	0.1L				+2		
		Kazuya Asano		600-400	400-200		(0:11.62)	(0:12.34)							
3	9	BASSOROC	6	63.8	0:11.70	0:28.81	0:24.37 [5]	0:12.67 [3]	2.5L				+4		
		Sam Weatherley		600-400	400-200		(0:11.70)	(0:12.67)							
4	10	LOCH KATRINE	5	65.7	0:11.74	0:29.12	0:24.88 [4]	0:13.03 [4]	5.0L				+20		
		Maria Sanson		800-600	600-400		(0:11.85)	(0:13.03)							
5	6	LORD OF THE SEA	4	62.4	0:11.89	0:28.59	0:24.80 [7]	0:12.91 [6]	5.0L				+0		
		Kelly Myers		600-400	400-200		(0:11.89)	(0:12.91)							
6	8	STEP IN TIME	3	61.7	0:11.98	0:28.26	0:25.10 [2]	0:13.12 [4]	5.5L				+4		
		Johji Nishizuka		800-600	400-200		(0:11.98)	(0:13.12)							
7	4	DROP OF SOMETHING	9	62.3	0:11.92	0:28.47	0:24.84 [11]	0:12.92 [8]	6.5L				+6		
		Jessica Allen		800-600	400-200		(0:11.92)	(0:12.92)							
8	7	ME LIBEREZ	13	62.5	0:12.07	0:28.28	0:25.19 [3]	0:13.12 [7]	6.8L				+7		
		Ace Lawson-Carroll		800-600	400-200		(0:12.07)	(0:13.12)							
9	14	PICK OF THE LITTER	7	62.2	0:11.97	0:28.75	0:25.10 [10]	0:13.13 [9]	7.7L				+13		
		Warren Kennedy		800-600	400-200		(0:11.97)	(0:13.13)							
10	3	MISTER PUCCI	11	61.1	0:12.21	0:28.54	0:25.27 [9]	0:13.06 [10]	7.8L				+13		
		Masahiro Hashizume		800-600	400-200		(0:12.21)	(0:13.06)							

Scratched: Jaffira (#1), Te Atatu Dream (#13)

Track Rating: Heavy 10, Weather: Overcast, Rail Position: +7m Entire

Section												L400	L200	
Field Times												0:24.18	0:12.35	
												(0:11.84)	(0:12.35)	
Position	#	Horse/Jockey	Barrier	Top Speed [km/h]	Fastest Section	First 400m				Margin				Distance Travelled From Winner [m]
11	12	MONKHANA	12	62.6	0:12.14	0:28.53	0:25.40 [8]	0:13.13 [11]	8.3L					+17
		Jasmine Fawcett		800-600	600-400		(0:12.27)	(0:13.13)						
12	5	KID WARRIOR	14	60.3	0:12.25	0:28.35	0:28.05 [12]	0:14.93 [12]	24.7L					+11
		Samantha Spratt		800-600	1200-1000		(0:13.12)	(0:14.93)						

Scratched: Jaffira (#1), Te Atatu Dream (#13)

- [] Position in running at each section and finish # Saddle cloth number
- :--:- No data available at this section DNF Did not finish
- NA No data available DNT Did not track
- Background shading for fastest section

Horse/Jockey Name	MALDINI/Lily Sutherland
Finish Rank	1
Fastest Section Time (Section)	0:11.84 (L400)
Top Speed [km/h] (Section)	62.2 (L600)
Race State	Finished

AUCKLAND
THOROUGHBRED
SINCE RACING 1814

Pukekohe Park - Professional

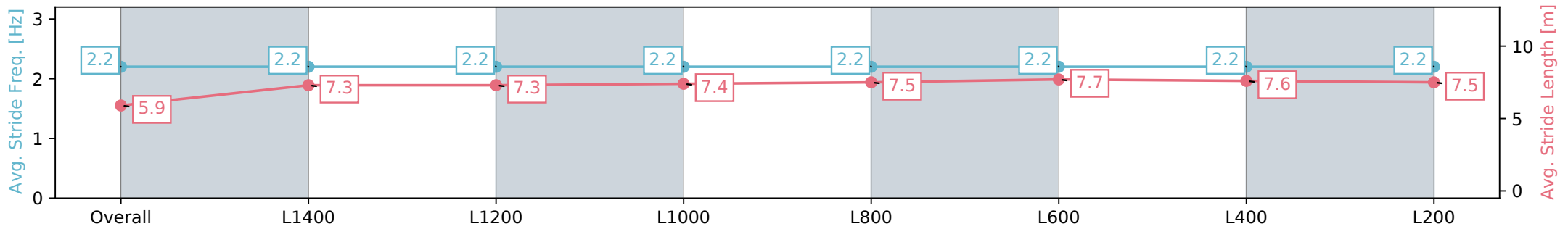
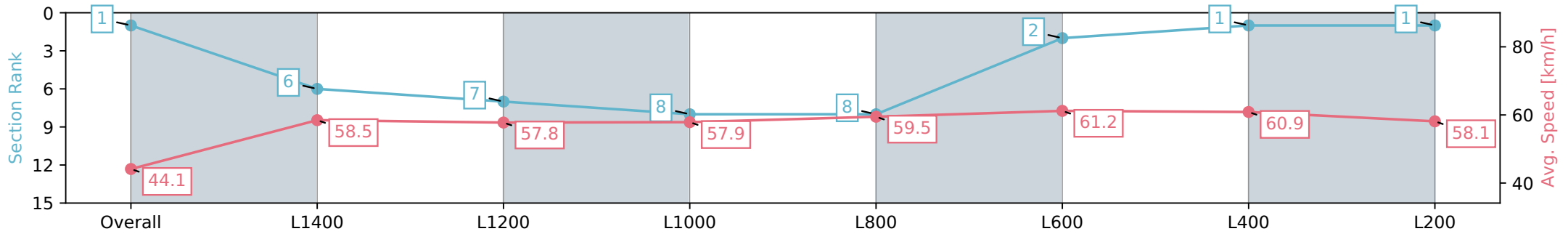
Race 7: SKYCITY HORIZON 1600 - 1600m

19 June 2024 - 2:54PM

PUKEKOHE
PARK

Track Rating: Heavy 10, Weather: Overcast, Rail Position: +7m
Entire

Section	Overall	L1400	L1200	L1000	L800	L600	L400	L200
Section Times	1:42.21 [1] (0:16.28)	1:25.93 [6] (0:12.31)	1:13.62 [7] (0:12.46)	1:01.16 [8] (0:12.61)	0:48.55 [8] (0:12.33)	0:36.22 [2] (0:12.03)	0:24.19 [1] (0:11.84)	0:12.35 [1] (0:12.35)
Average Speed [km/h]	44.1	58.5	57.8	57.9	59.5	61.2	60.9	58.1
Top Speed [km/h]	59.1	59.2	58.2	59.0	60.5	62.1	62.2	59.5
Avg. Dist. to Rail [m]	4.4	2.3	1.9	1.9	3.6	6.6	12.3	13.7
Avg. Stride Freq. [Hz]	2.2	2.2	2.2	2.2	2.2	2.2	2.2	2.2
Avg. Stride Length [m]	5.9	7.3	7.3	7.4	7.5	7.7	7.6	7.5



- [] Ranking at each section and finish
- :-:- No data available at this section
- NA No data available

Horse/Jockey Name	LA MEZQUITA/Kazuya Asano
Finish Rank	2
Fastest Section Time (Section)	0:11.62 (L400)
Top Speed [km/h] (Section)	63.2 (L600)
Race State	Finished

AUCKLAND
THOROUGHBRED
SINCE RACING 1814

Pukekohe Park - Professional

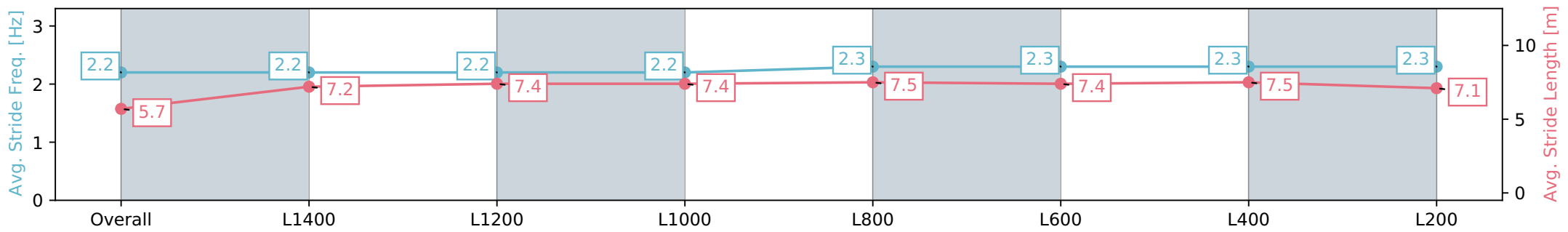
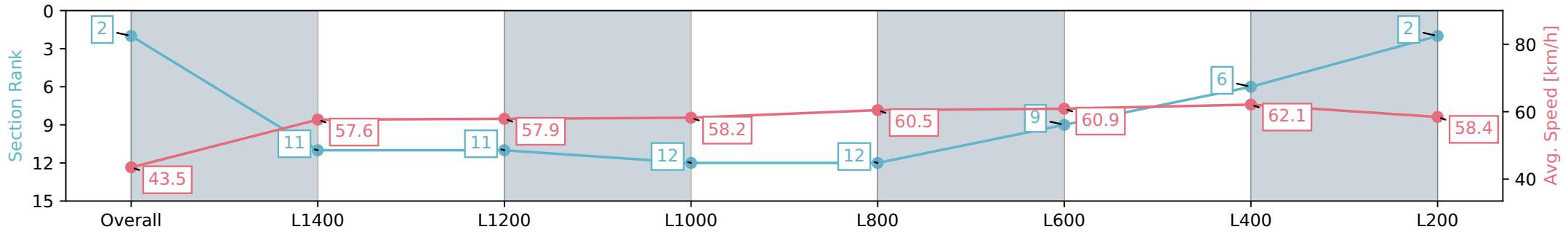
Race 7: SKYCITY HORIZON 1600 - 1600m

19 June 2024 - 2:54PM

PUKEKOHE
PARK

Track Rating: Heavy 10, Weather: Overcast, Rail Position: +7m
Entire

Section	Overall	L1400	L1200	L1000	L800	L600	L400	L200
Section Times	1:42.22 [2] (0:16.61)	1:25.61 [11] (0:12.46)	1:13.15 [11] (0:12.45)	1:00.70 [12] (0:12.59)	0:48.11 [12] (0:12.17)	0:35.94 [9] (0:11.98)	0:23.96 [6] (0:11.62)	0:12.34 [2] (0:12.34)
Average Speed [km/h]	43.5	57.6	57.9	58.2	60.5	60.9	62.1	58.4
Top Speed [km/h]	57.0	58.3	58.2	59.1	60.8	63.2	63.2	60.2
Avg. Dist. to Rail [m]	8.5	5.2	4.4	3.0	3.3	5.5	9.7	11.5
Avg. Stride Freq. [Hz]	2.2	2.2	2.2	2.2	2.3	2.3	2.3	2.3
Avg. Stride Length [m]	5.7	7.2	7.4	7.4	7.5	7.4	7.5	7.1



Report Created: Wed 19 June 2024 13:19:15 GMT+10 (Note: Timing is based on positional data)

- [] Ranking at each section and finish
- :-:- No data available at this section
- NA No data available

Horse/Jockey Name	BASSOROC/Sam Weatherley
Finish Rank	3
Fastest Section Time (Section)	0:11.70 (L400)
Top Speed [km/h] (Section)	63.8 (L600)
Race State	Finished

AUCKLAND
THOROUGHBRED
SINCE RACING 1814

Pukekohe Park - Professional

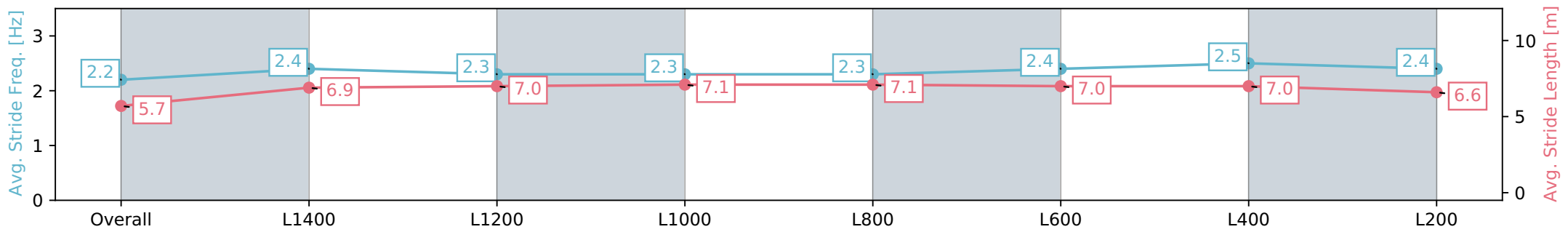
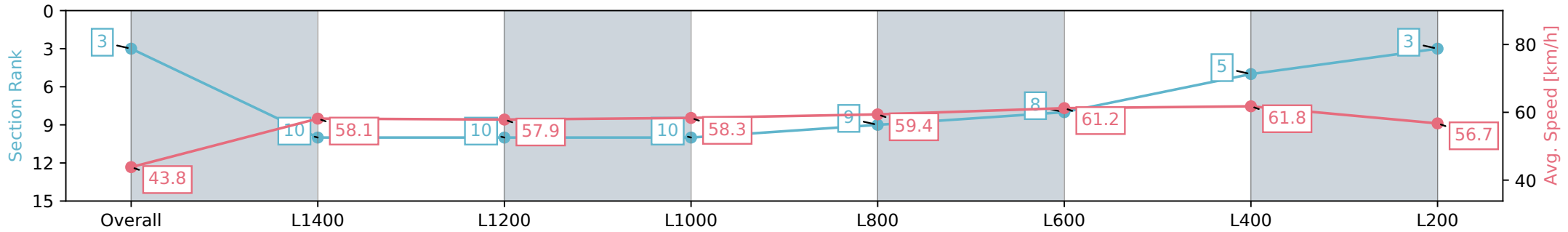
Race 7: SKYCITY HORIZON 1600 - 1600m

19 June 2024 - 2:54PM

PUKEKOHE
PARK

Track Rating: Heavy 10, Weather: Overcast, Rail Position: +7m
Entire

Section	Overall	L1400	L1200	L1000	L800	L600	L400	L200
Section Times	1:42.63 [3] (0:16.39)	1:26.24 [10] (0:12.42)	1:13.82 [10] (0:12.45)	1:01.37 [10] (0:12.50)	0:48.87 [9] (0:12.47)	0:36.40 [8] (0:12.03)	0:24.37 [5] (0:11.70)	0:12.67 [3] (0:12.67)
Average Speed [km/h]	43.8	58.1	57.9	58.3	59.4	61.2	61.8	56.7
Top Speed [km/h]	58.9	58.7	58.7	60.5	60.7	63.2	63.8	60.0
Avg. Dist. to Rail [m]	6.2	3.9	3.0	2.4	5.0	8.0	13.3	14.0
Avg. Stride Freq. [Hz]	2.2	2.4	2.3	2.3	2.3	2.4	2.5	2.4
Avg. Stride Length [m]	5.7	6.9	7.0	7.1	7.1	7.0	7.0	6.6



Report Created: Wed 19 June 2024 13:19:19 GMT+10 (Note: Timing is based on positional data)

- [] Ranking at each section and finish
- :-:- No data available at this section
- NA No data available

Horse/Jockey Name	LOCH KATRINE/Maria Sanson
Finish Rank	4
Fastest Section Time (Section)	0:11.74 (L600)
Top Speed [km/h] (Section)	65.7 (L800)
Race State	Finished

AUCKLAND
THOROUGHBRED
SINCE RACING 1814

Pukekohe Park - Professional

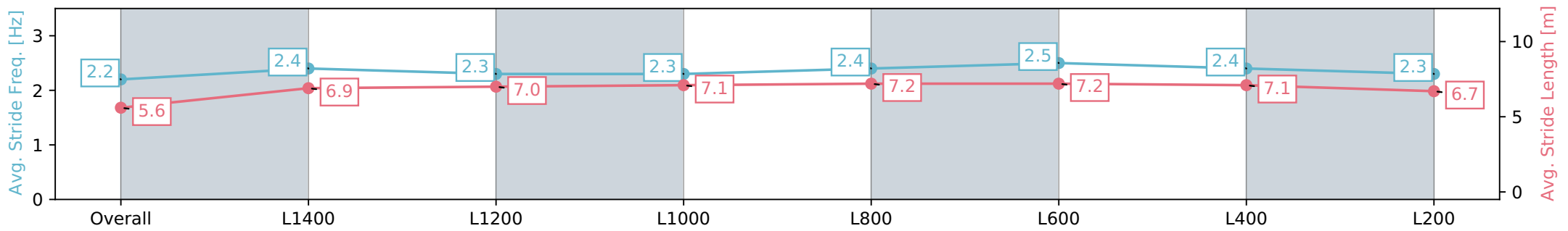
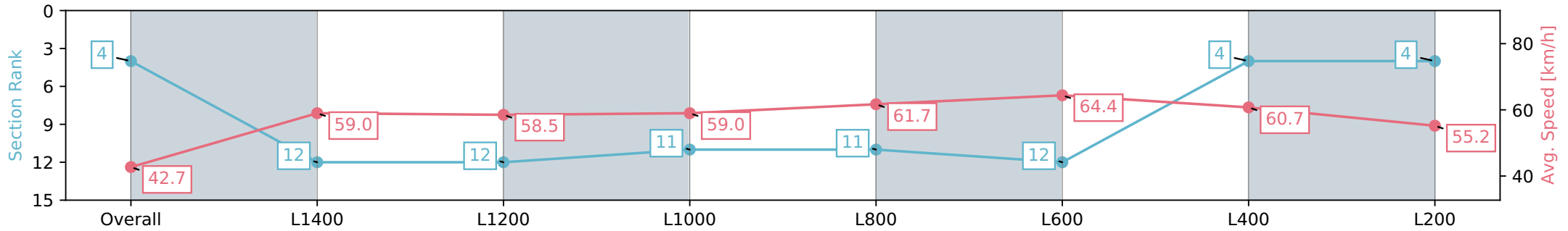
Race 7: SKYCITY HORIZON 1600 - 1600m

19 June 2024 - 2:54PM

PUKEKOHE
PARK

Track Rating: Heavy 10, Weather: Overcast, Rail Position: +7m
Entire

Section	Overall	L1400	L1200	L1000	L800	L600	L400	L200
Section Times	1:43.09 [4] (0:16.89)	1:26.20 [12] (0:12.23)	1:13.97 [12] (0:12.34)	1:01.63 [11] (0:12.63)	0:49.00 [11] (0:12.38)	0:36.62 [12] (0:11.74)	0:24.88 [4] (0:11.85)	0:13.03 [4] (0:13.03)
Average Speed [km/h]	42.7	59.0	58.5	59.0	61.7	64.4	60.7	55.2
Top Speed [km/h]	56.8	60.2	59.9	60.2	63.8	65.7	63.2	58.6
Avg. Dist. to Rail [m]	7.0	6.8	6.7	6.3	10.2	13.9	16.5	16.4
Avg. Stride Freq. [Hz]	2.2	2.4	2.3	2.3	2.4	2.5	2.4	2.3
Avg. Stride Length [m]	5.6	6.9	7.0	7.1	7.2	7.2	7.1	6.7



Report Created: Wed 19 June 2024 13:19:22 GMT+10 (Note: Timing is based on positional data)

- [] Ranking at each section and finish
- :-:- No data available at this section
- NA No data available

Horse/Jockey Name	LORD OF THE SEA/Kelly Myers
Finish Rank	5
Fastest Section Time (Section)	0:11.89 (L400)
Top Speed [km/h] (Section)	62.4 (L600)
Race State	Finished

AUCKLAND
THOROUGHBRED
SINCE RACING 1814

Pukekohe Park - Professional

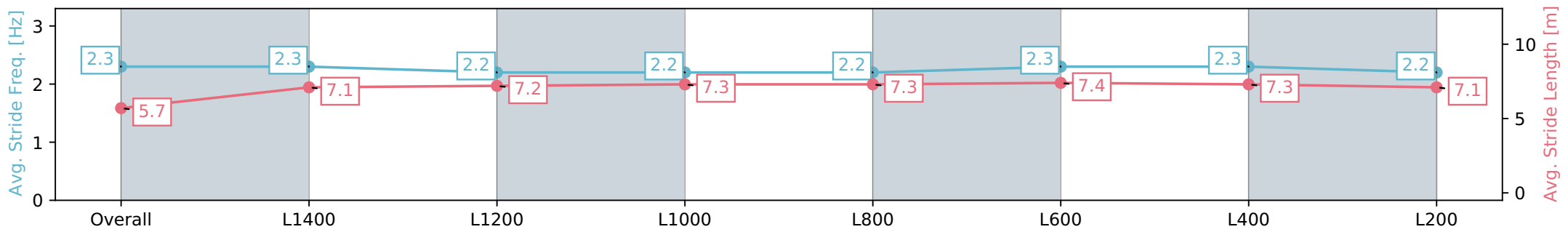
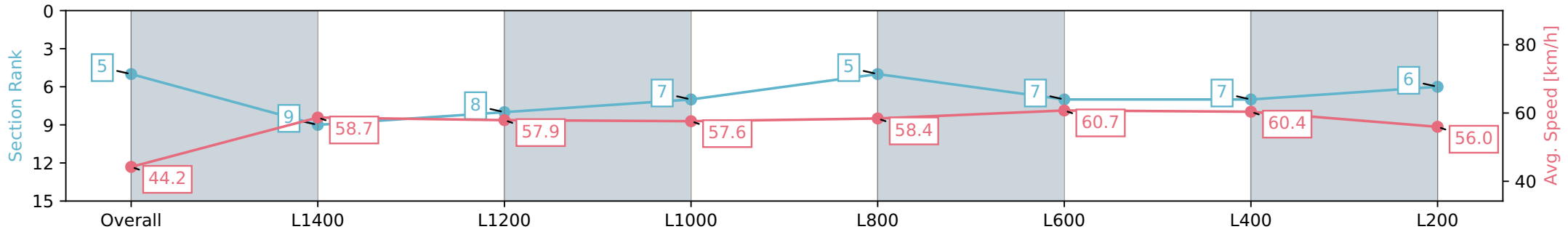
Race 7: SKYCITY HORIZON 1600 - 1600m

19 June 2024 - 2:54PM

PUKEKOHE
PARK

Track Rating: Heavy 10, Weather: Overcast, Rail Position: +7m
Entire

Section	Overall	L1400	L1200	L1000	L800	L600	L400	L200
Section Times	1:43.10 [5] (0:16.34)	1:26.76 [9] (0:12.25)	1:14.51 [8] (0:12.44)	1:02.07 [7] (0:12.52)	0:49.55 [5] (0:12.64)	0:36.91 [7] (0:12.11)	0:24.80 [7] (0:11.89)	0:12.91 [6] (0:12.91)
Average Speed [km/h]	44.2	58.7	57.9	57.6	58.4	60.7	60.4	56.0
Top Speed [km/h]	59.2	59.5	58.7	58.3	59.2	61.6	62.4	57.8
Avg. Dist. to Rail [m]	4.5	2.3	1.2	0.9	4.4	5.6	9.9	11.0
Avg. Stride Freq. [Hz]	2.3	2.3	2.2	2.2	2.2	2.3	2.3	2.2
Avg. Stride Length [m]	5.7	7.1	7.2	7.3	7.3	7.4	7.3	7.1



[] Ranking at each section and finish
 -:-:- No data available at this section
 NA No data available

Horse/Jockey Name	STEP IN TIME/Johji Nishizuka
Finish Rank	6
Fastest Section Time (Section)	0:11.98 (L400)
Top Speed [km/h] (Section)	61.7 (L800)
Race State	Finished

AUCKLAND
THOROUGHBRED
SINCE RACING 1814

Pukekohe Park - Professional

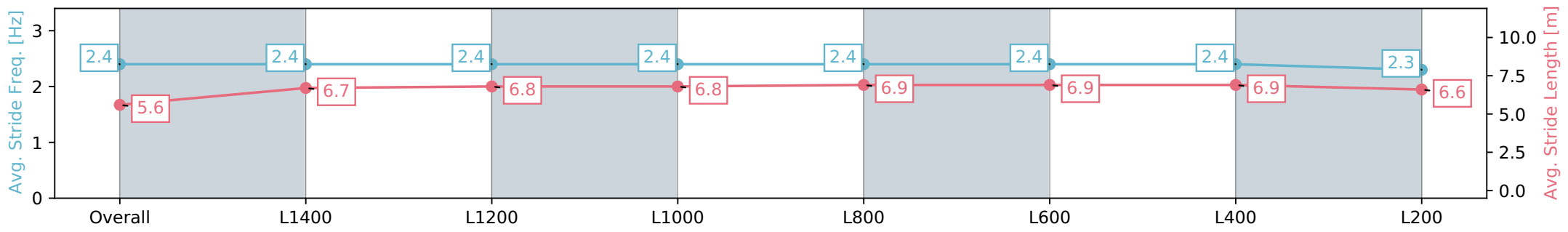
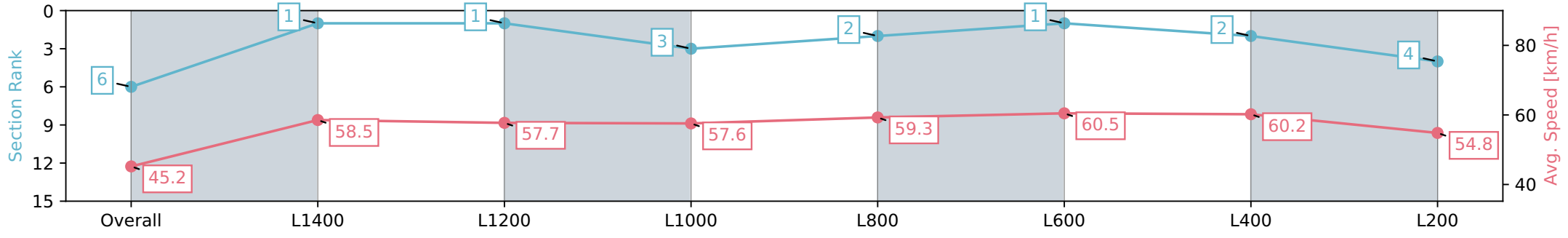
Race 7: SKYCITY HORIZON 1600 - 1600m

19 June 2024 - 2:54PM

PUKEKOHE
PARK

Track Rating: Heavy 10, Weather: Overcast, Rail Position: +7m
Entire

Section	Overall	L1400	L1200	L1000	L800	L600	L400	L200
Section Times	1:43.18 [6] (0:15.93)	1:27.25 [1] (0:12.33)	1:14.92 [1] (0:12.49)	1:02.43 [3] (0:12.65)	0:49.78 [2] (0:12.50)	0:37.28 [1] (0:12.18)	0:25.10 [2] (0:11.98)	0:13.12 [4] (0:13.12)
Average Speed [km/h]	45.2	58.5	57.7	57.6	59.3	60.5	60.2	54.8
Top Speed [km/h]	59.2	59.3	58.5	58.5	59.7	61.7	61.7	57.6
Avg. Dist. to Rail [m]	5.5	3.5	2.3	2.6	4.6	8.1	14.7	14.6
Avg. Stride Freq. [Hz]	2.4	2.4	2.4	2.4	2.4	2.4	2.4	2.3
Avg. Stride Length [m]	5.6	6.7	6.8	6.8	6.9	6.9	6.9	6.6



[] Ranking at each section and finish
 -:-:- No data available at this section
 NA No data available

Horse/Jockey Name	DROP OF SOMETHING/Jessica Allen
Finish Rank	7
Fastest Section Time (Section)	0:11.92 (L400)
Top Speed [km/h] (Section)	62.3 (L800)
Race State	Finished

AUCKLAND
THOROUGHBRED
SINCE RACING 1864

Pukekohe Park - Professional

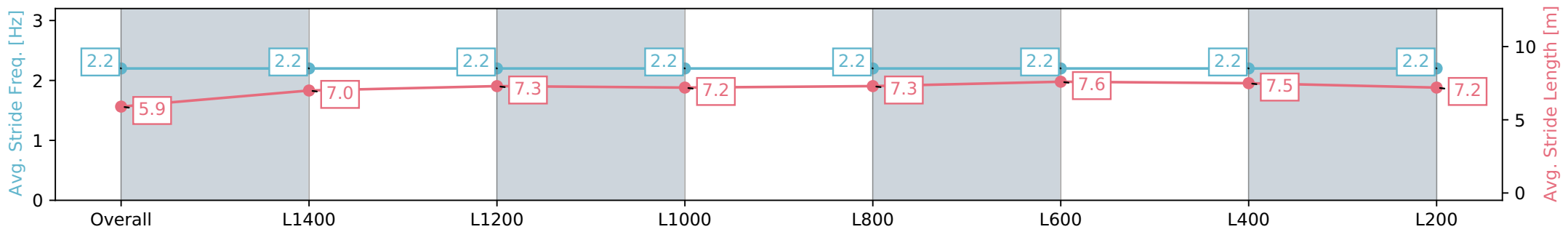
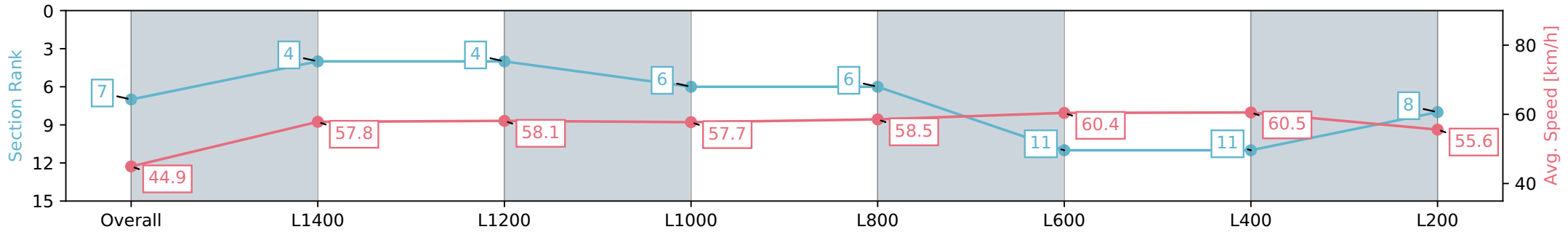
Race 7: SKYCITY HORIZON 1600 - 1600m

19 June 2024 - 2:54PM

PUKEKOHE
PARK

Track Rating: Heavy 10, Weather: Overcast, Rail Position: +7m
Entire

Section	Overall	L1400	L1200	L1000	L800	L600	L400	L200
Section Times	1:43.35 [7] (0:16.05)	1:27.30 [4] (0:12.42)	1:14.88 [4] (0:12.43)	1:02.45 [6] (0:12.71)	0:49.74 [6] (0:12.73)	0:37.01 [11] (0:12.17)	0:24.84 [11] (0:11.92)	0:12.92 [8] (0:12.92)
Average Speed [km/h]	44.9	57.8	58.1	57.7	58.5	60.4	60.5	55.6
Top Speed [km/h]	58.5	59.7	59.3	58.7	59.0	62.3	62.3	58.0
Avg. Dist. to Rail [m]	7.3	4.5	3.7	3.6	5.8	7.8	14.4	14.0
Avg. Stride Freq. [Hz]	2.2	2.2	2.2	2.2	2.2	2.2	2.2	2.2
Avg. Stride Length [m]	5.9	7.0	7.3	7.2	7.3	7.6	7.5	7.2



[] Ranking at each section and finish
 -:-:- No data available at this section
 NA No data available

Horse/Jockey Name	ME LIBEREZ/Ace Lawson-Carroll
Finish Rank	8
Fastest Section Time (Section)	0:12.07 (L400)
Top Speed [km/h] (Section)	62.5 (L800)
Race State	Finished

AUCKLAND
THOROUGHBRED
SINCE RACING 1864

Pukekohe Park - Professional

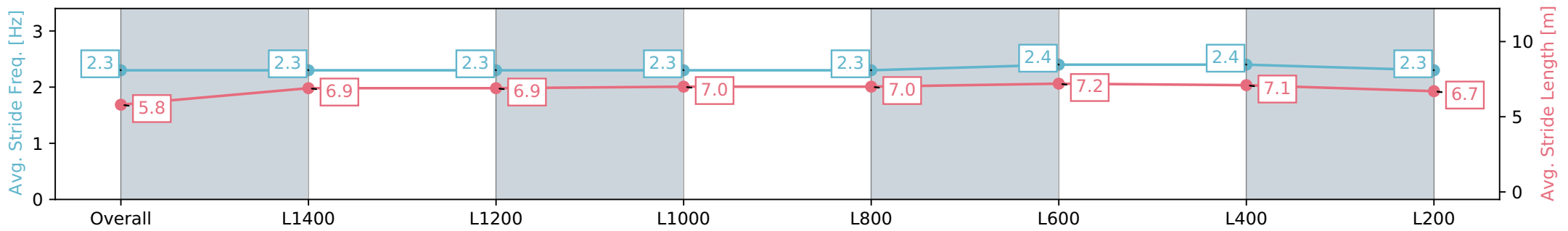
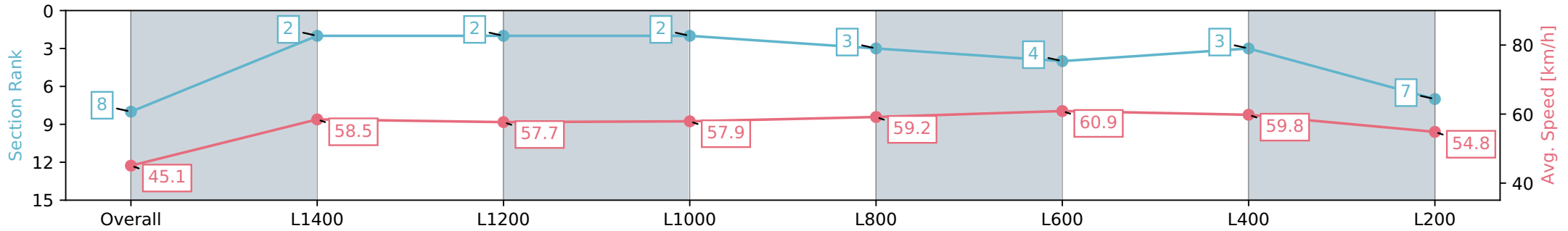
Race 7: SKYCITY HORIZON 1600 - 1600m

19 June 2024 - 2:54PM

PUKEKOHE
PARK

Track Rating: Heavy 10, Weather: Overcast, Rail Position: +7m
Entire

Section	Overall	L1400	L1200	L1000	L800	L600	L400	L200
Section Times	1:43.38 [8] (0:15.95)	1:27.43 [2] (0:12.33)	1:15.10 [2] (0:12.47)	1:02.63 [2] (0:12.72)	0:49.91 [3] (0:12.56)	0:37.34 [4] (0:12.15)	0:25.19 [3] (0:12.07)	0:13.12 [7] (0:13.12)
Average Speed [km/h]	45.1	58.5	57.7	57.9	59.2	60.9	59.8	54.8
Top Speed [km/h]	59.2	59.2	58.4	58.8	60.7	62.5	62.4	57.6
Avg. Dist. to Rail [m]	10.4	5.0	3.4	3.7	5.8	8.8	15.2	14.6
Avg. Stride Freq. [Hz]	2.3	2.3	2.3	2.3	2.3	2.4	2.4	2.3
Avg. Stride Length [m]	5.8	6.9	6.9	7.0	7.0	7.2	7.1	6.7



[] Ranking at each section and finish
 -:-:- No data available at this section
 NA No data available

Horse/Jockey Name	PICK OF THE LITTER/Warren Kennedy
Finish Rank	9
Fastest Section Time (Section)	0:11.97 (L400)
Top Speed [km/h] (Section)	62.2 (L800)
Race State	Finished

AUCKLAND
THOROUGHBRED
SINCE RACING 1814

Pukekohe Park - Professional

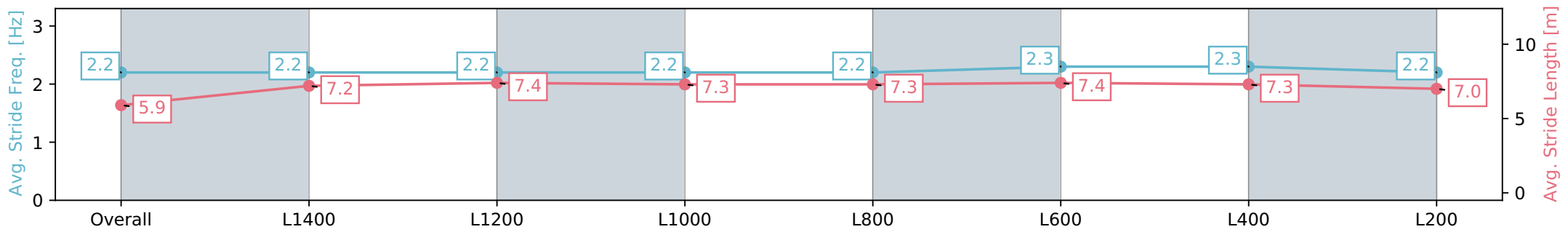
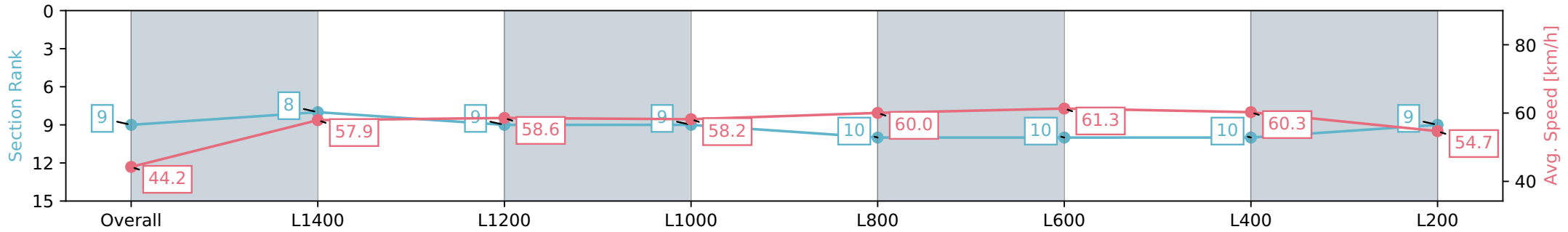
Race 7: SKYCITY HORIZON 1600 - 1600m

19 June 2024 - 2:54PM

PUKEKOHE
PARK

Track Rating: Heavy 10, Weather: Overcast, Rail Position: +7m
Entire

Section	Overall	L1400	L1200	L1000	L800	L600	L400	L200
Section Times	1:43.59 [9] (0:16.31)	1:27.28 [8] (0:12.44)	1:14.84 [9] (0:12.30)	1:02.54 [9] (0:12.72)	0:49.82 [10] (0:12.54)	0:37.28 [10] (0:12.18)	0:25.10 [10] (0:11.97)	0:13.13 [9] (0:13.13)
Average Speed [km/h]	44.2	57.9	58.6	58.2	60.0	61.3	60.3	54.7
Top Speed [km/h]	58.6	58.9	59.3	59.6	60.5	62.2	62.0	57.2
Avg. Dist. to Rail [m]	7.3	5.6	4.8	5.1	7.6	12.2	17.4	16.2
Avg. Stride Freq. [Hz]	2.2	2.2	2.2	2.2	2.2	2.3	2.3	2.2
Avg. Stride Length [m]	5.9	7.2	7.4	7.3	7.3	7.4	7.3	7.0



[] Ranking at each section and finish
 -:-:- No data available at this section
 NA No data available

Horse/Jockey Name	MISTER PUCCI/Masahiro Hashizume
Finish Rank	10
Fastest Section Time (Section)	0:12.21 (L400)
Top Speed [km/h] (Section)	61.1 (L800)
Race State	Finished

AUCKLAND
THOROUGHBRED
SINCE RACING 1814

Pukekohe Park - Professional

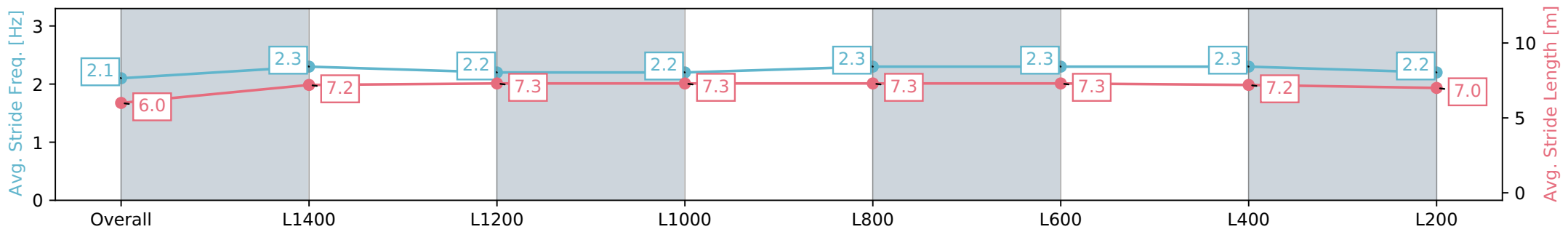
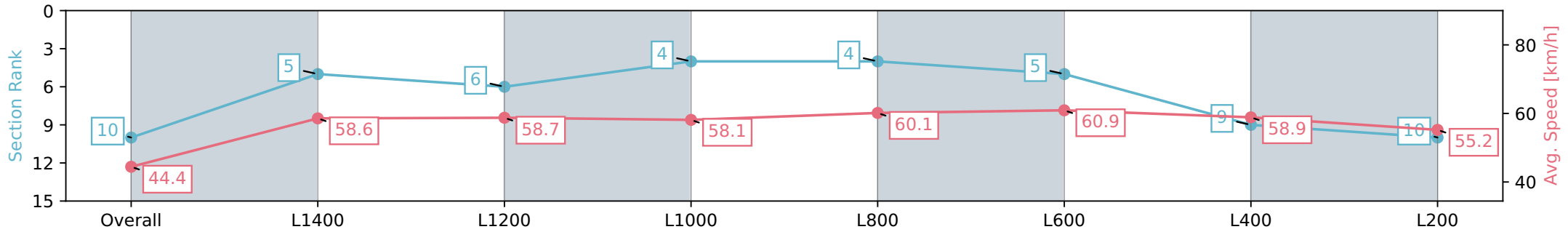
Race 7: SKYCITY HORIZON 1600 - 1600m

19 June 2024 - 2:54PM

PUKEKOHE
PARK

Track Rating: Heavy 10, Weather: Overcast, Rail Position: +7m
Entire

Section	Overall	L1400	L1200	L1000	L800	L600	L400	L200
Section Times	1:43.61 [10] (0:16.22)	1:27.39 [5] (0:12.32)	1:15.07 [6] (0:12.24)	1:02.83 [4] (0:12.76)	0:50.07 [4] (0:12.52)	0:37.55 [5] (0:12.28)	0:25.27 [9] (0:12.21)	0:13.06 [10] (0:13.06)
Average Speed [km/h]	44.4	58.6	58.7	58.1	60.1	60.9	58.9	55.2
Top Speed [km/h]	58.4	58.9	59.6	59.1	60.6	61.1	60.6	57.2
Avg. Dist. to Rail [m]	9.2	6.3	5.4	5.4	7.7	11.1	14.5	11.7
Avg. Stride Freq. [Hz]	2.1	2.3	2.2	2.2	2.3	2.3	2.3	2.2
Avg. Stride Length [m]	6.0	7.2	7.3	7.3	7.3	7.3	7.2	7.0



[] Ranking at each section and finish
 -:-:- No data available at this section
 NA No data available

Horse/Jockey Name	MONKHANA/Jasmine Fawcett
Finish Rank	11
Fastest Section Time (Section)	0:12.14 (L600)
Top Speed [km/h] (Section)	62.6 (L800)
Race State	Finished

AUCKLAND
THOROUGHBRED
SINCE RACING 1814

Pukekohe Park - Professional

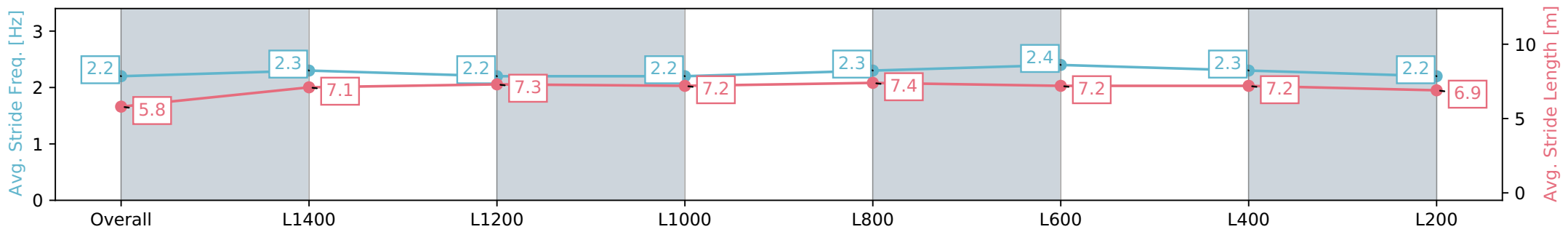
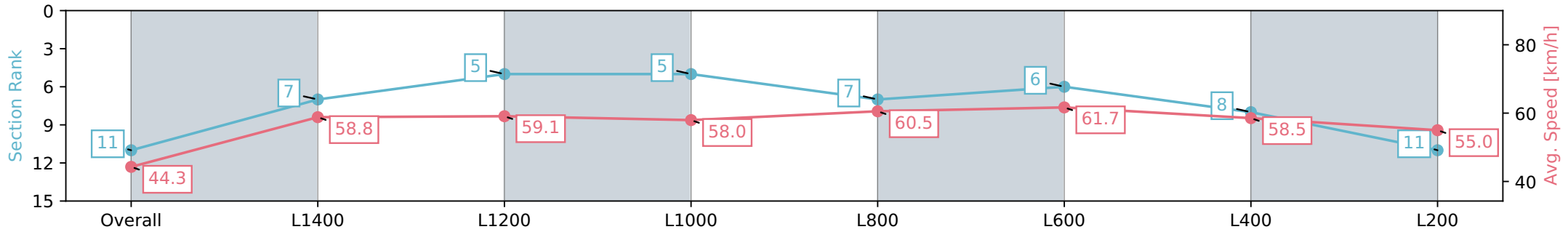
Race 7: SKYCITY HORIZON 1600 - 1600m

19 June 2024 - 2:54PM

PUKEKOHE
PARK

Track Rating: Heavy 10, Weather: Overcast, Rail Position: +7m
Entire

Section	Overall	L1400	L1200	L1000	L800	L600	L400	L200
Section Times	1:43.71 [11] (0:16.31)	1:27.40 [7] (0:12.22)	1:15.18 [5] (0:12.25)	1:02.93 [5] (0:12.86)	0:50.07 [7] (0:12.53)	0:37.54 [6] (0:12.14)	0:25.40 [8] (0:12.27)	0:13.13 [11] (0:13.13)
Average Speed [km/h]	44.3	58.8	59.1	58.0	60.5	61.7	58.5	55.0
Top Speed [km/h]	58.5	59.3	59.6	59.4	61.4	62.6	60.9	56.6
Avg. Dist. to Rail [m]	10.6	7.3	6.5	6.4	9.1	11.9	16.0	13.7
Avg. Stride Freq. [Hz]	2.2	2.3	2.2	2.2	2.3	2.4	2.3	2.2
Avg. Stride Length [m]	5.8	7.1	7.3	7.2	7.4	7.2	7.2	6.9



[] Ranking at each section and finish
 -:-:- No data available at this section
 NA No data available

Horse/Jockey Name	KID WARRIOR/Samantha Spratt
Finish Rank	12
Fastest Section Time (Section)	0:12.25 (L1200)
Top Speed [km/h] (Section)	60.3 (L800)
Race State	Finished

AUCKLAND
THOROUGHBRED
SINCE RACING 1814

Pukekohe Park - Professional

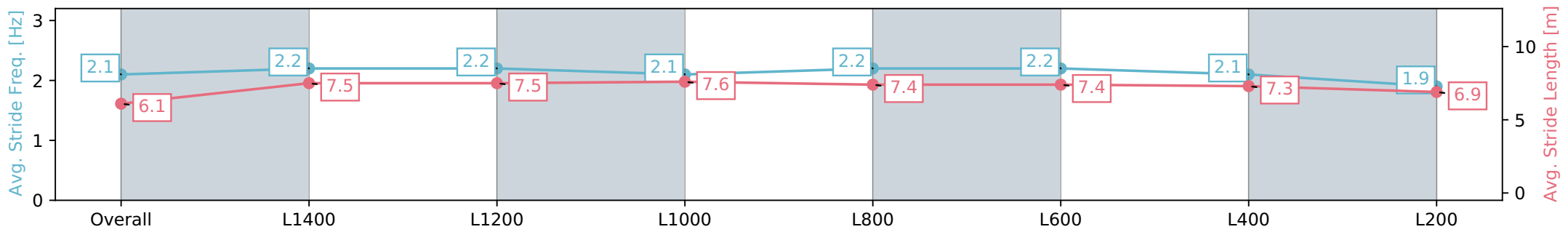
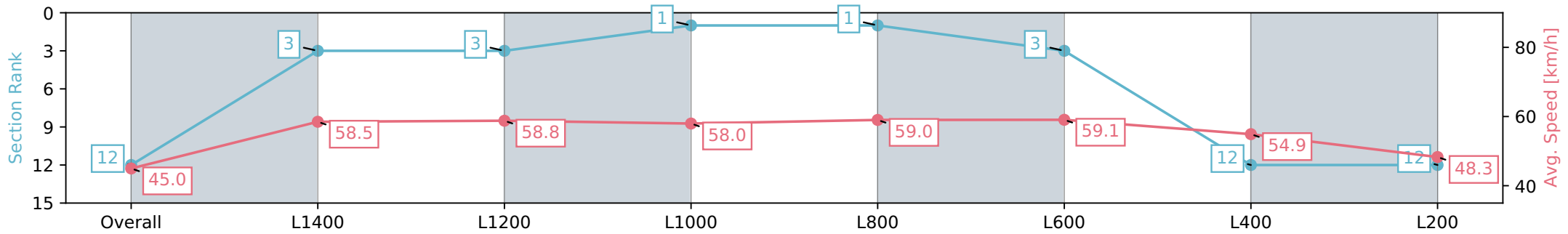
Race 7: SKYCITY HORIZON 1600 - 1600m

19 June 2024 - 2:54PM

PUKEKOHE
PARK

Track Rating: Heavy 10, Weather: Overcast, Rail Position: +7m
Entire

Section	Overall	L1400	L1200	L1000	L800	L600	L400	L200
Section Times	1:46.66 [12] (0:16.02)	1:30.64 [3] (0:12.33)	1:18.31 [3] (0:12.25)	1:06.06 [1] (0:12.76)	0:53.30 [1] (0:12.66)	0:40.64 [3] (0:12.59)	0:28.05 [12] (0:13.12)	0:14.93 [12] (0:14.93)
Average Speed [km/h]	45.0	58.5	58.8	58.0	59.0	59.1	54.9	48.3
Top Speed [km/h]	59.3	59.3	59.5	58.7	59.4	60.3	58.1	51.9
Avg. Dist. to Rail [m]	12.1	6.4	4.6	4.8	6.7	10.2	14.5	14.0
Avg. Stride Freq. [Hz]	2.1	2.2	2.2	2.1	2.2	2.2	2.1	1.9
Avg. Stride Length [m]	6.1	7.5	7.5	7.6	7.4	7.4	7.3	6.9



[] Ranking at each section and finish
 -:-:- No data available at this section
 NA No data available