

Track Rating: Heavy 10, Weather: Overcast, Rail Position: +7m Entire

Section Field Times		Overall	L1400	L1200	L1000	L800	L600						
		1:42.66 (0:15.40)	1:27.26 (0:12.21)	1:15.05 (0:12.60)	1:02.45 (0:12.82)	0:49.62 (0:12.51)	0:37.11 (0:12.24)						
Position	#	Horse/Jockey	Barrier	Top Speed [km/h]	Fastest Section	First 400m							Distance Travelled From Winner [m]
1	5	CHILLI CON KHAN Samantha Spratt	18	61.3 800-600	0:12.03 400-200	0:27.65	1:42.66 (0:15.56)	1:27.10 [2] (0:12.09)	1:15.01 [2] (0:12.65)	1:02.36 [3] (0:12.82)	0:49.54 [2] (0:12.43)	0:37.11 [1] (0:12.24)	
2	9	FANTOMETTE Jasmine Fawcett	11	62.9 800-600	0:12.01 400-200	0:28.40	1:43.40 (0:16.19)	1:27.21 [11] (0:12.21)	1:15.00 [12] (0:12.56)	1:02.43 [11] (0:12.93)	0:49.50 [12] (0:12.42)	0:37.08 [9] (0:12.03)	+1
3	2	ROSINA Rihaan Goyaram	6	61.4 1600-1400	0:12.03 1400-1200	0:27.77	1:43.70 (0:15.74)	1:27.96 [6] (0:12.03)	1:15.93 [6] (0:12.65)	1:03.28 [5] (0:12.93)	0:50.35 [5] (0:12.48)	0:37.87 [4] (0:12.40)	-1
4	7	SHEEZE A BREEZE Warren Kennedy	14	62.7 800-600	0:12.13 600-400	0:28.64	1:43.77 (0:16.40)	1:27.37 [14] (0:12.24)	1:15.13 [14] (0:12.57)	1:02.55 [14] (0:12.88)	0:49.67 [14] (0:12.36)	0:37.31 [12] (0:12.13)	+4
5	16	I'LL HAVA SEMILLON Tayla Mitchell	5	61.6 600-400	0:12.08 400-200	0:28.07	1:43.78 (0:15.81)	1:27.97 [7] (0:12.26)	1:15.71 [8] (0:12.69)	1:03.02 [10] (0:12.89)	0:50.13 [9] (0:12.83)	0:37.30 [13] (0:12.43)	-11
6	13	SALLY Masahiro Hashizume	16	60.2 1000-800	0:12.17 1400-1200	0:28.14	1:43.99 (0:15.97)	1:28.02 [9] (0:12.17)	1:15.85 [9] (0:12.60)	1:03.25 [8] (0:12.90)	0:50.35 [8] (0:12.51)	0:37.84 [8] (0:12.43)	+1
7	1	FIRST EMINENT Ace Lawson-Carroll	13	61.5 1600-1400	0:12.22 1400-1200	0:27.61	1:44.29 (0:15.39)	1:28.90 [1] (0:12.22)	1:16.68 [1] (0:12.66)	1:04.02 [2] (0:12.91)	0:51.11 [3] (0:12.57)	0:38.53 [3] (0:12.42)	-12
8	14	SHOWME DA MOOLAH Kelly Myers	1	61.0 1600-1400	0:12.09 1400-1200	0:27.73	1:44.65 (0:15.64)	1:29.01 [5] (0:12.09)	1:16.92 [4] (0:12.64)	1:04.28 [4] (0:12.94)	0:51.34 [4] (0:12.67)	0:38.67 [6] (0:12.48)	-9
9	6	RIDE SALLY RIDE Maria Sanson	15	61.3 1600-1400	0:12.09 1400-1200	0:27.67	1:44.77 (0:15.57)	1:29.19 [3] (0:12.09)	1:17.10 [3] (0:12.54)	1:04.56 [1] (0:12.83)	0:51.73 [1] (0:12.60)	0:39.13 [2] (0:12.46)	-4
10	12	OUR EASY STREET Wiremu Pinn	12	60.1 1600-1400	0:12.15 1400-1200	0:27.74	1:45.00 (0:15.59)	1:29.41 [4] (0:12.15)	1:17.26 [5] (0:12.72)	1:04.54 [6] (0:12.91)	0:51.63 [6] (0:12.65)	0:38.98 [7] (0:12.71)	-4

Scratched: Satin Doll (#3), Camden (#4), Vibrancy (#17), The Chosen Tosen (#18), Chicflix (#19)

Track Rating: Heavy 10, Weather: Overcast, Rail Position: +7m Entire

Section Field Times							Overall	L1400	L1200	L1000	L800	L600		
							1:42.66 (0:15.40)	1:27.26 (0:12.21)	1:15.05 (0:12.60)	1:02.45 (0:12.82)	0:49.62 (0:12.51)	0:37.11 (0:12.24)		
Position	#	Horse/Jockey	Barrier	Top Speed [km/h]	Fastest Section	First 400m								Distance Travelled From Winner [m]
11	8	LITTLE MISS WONDER	7	61.5	0:12.06	0:28.26	1:45.18	1:28.98 [13]	1:16.92 [10]	1:04.43 [9]	0:51.42 [10]	0:38.75 [11]		-8
		Sarah Fisher		1600-1400	1400-1200		(0:16.20)	(0:12.06)	(0:12.49)	(0:13.01)	(0:12.67)	(0:12.53)		
12	11	BONNIE ISLAY	17	60.8	0:12.23	0:28.43	1:45.36	1:29.16 [12]	1:16.93 [13]	1:04.37 [12]	0:51.46 [11]	0:38.96 [10]		+2
		Bridget Grylls		1000-800	1400-1200		(0:16.20)	(0:12.23)	(0:12.56)	(0:12.91)	(0:12.50)	(0:12.44)		
13	10	PURIFY	8	61.0	0:12.03	0:27.99	1:45.51	1:29.55 [8]	1:17.52 [7]	1:04.98 [7]	0:52.13 [7]	0:39.64 [5]		+3
		Bill Jacobson		1600-1400	1400-1200		(0:15.96)	(0:12.03)	(0:12.54)	(0:12.85)	(0:12.49)	(0:12.48)		
14	15	BORGHINI	4	60.4	0:12.21	0:28.36	1:48.68	1:32.53 [10]	1:20.32 [11]	1:07.60 [13]	0:54.65 [13]	0:42.01 [14]		-7
		Ngakau Hailey		1600-1400	1400-1200		(0:16.15)	(0:12.21)	(0:12.72)	(0:12.95)	(0:12.64)	(0:13.09)		

Scratched: Satin Doll (#3), Camden (#4), Vibrancy (#17), The Chosen Tosen (#18), Chicflix (#19)

Track Rating: Heavy 10, Weather: Overcast, Rail Position: +7m Entire

Section Field Times				L400	L200					
				0:24.87 (0:12.03)	0:12.84 (0:12.84)					
Position	#	Horse/Jockey	Barrier	Top Speed [km/h]	Fastest Section	First 400m	Margin		Distance Travelled From Winner [m]	
1	5	CHILLI CON KHAN Samantha Spratt	18	61.3 800-600	0:12.03 400-200	0:27.65	0:24.87 [1] (0:12.03)	0:12.84 [1] (0:12.84)	1:42.66	
2	9	FANTOMETTE Jasmine Fawcett	11	62.9 800-600	0:12.01 400-200	0:28.40	0:25.05 [5] (0:12.01)	0:13.04 [2] (0:13.04)	4.3L	+1
3	2	ROSINA Rihaan Goyaram	6	61.4 1600-1400	0:12.03 1400-1200	0:27.77	0:25.47 [4] (0:12.39)	0:13.08 [3] (0:13.08)	5.8L	-1
4	7	SHEEZE A BREEZE Warren Kennedy	14	62.7 800-600	0:12.13 600-400	0:28.64	0:25.18 [9] (0:12.13)	0:13.05 [4] (0:13.05)	6.3L	+4
5	16	I'LL HAVA SEMILLON Tayla Mitchell	5	61.6 600-400	0:12.08 400-200	0:28.07	0:24.87 [12] (0:12.08)	0:12.79 [7] (0:12.79)	6.3L	-11
6	13	SALLY Masahiro Hashizume	16	60.2 1000-800	0:12.17 1400-1200	0:28.14	0:25.41 [8] (0:12.41)	0:13.00 [8] (0:13.00)	7.4L	+1
7	1	FIRST EMINENT Ace Lawson-Carroll	13	61.5 1600-1400	0:12.22 1400-1200	0:27.61	0:26.11 [3] (0:12.64)	0:13.47 [5] (0:13.47)	9.0L	-12
8	14	SHOWME DA MOOLAH Kelly Myers	1	61.0 1600-1400	0:12.09 1400-1200	0:27.73	0:26.19 [7] (0:12.65)	0:13.54 [9] (0:13.54)	11.0L	-9
9	6	RIDE SALLY RIDE Maria Sanson	15	61.3 1600-1400	0:12.09 1400-1200	0:27.67	0:26.67 [2] (0:12.73)	0:13.94 [6] (0:13.94)	11.7L	-4
10	12	OUR EASY STREET Wiremu Pinn	12	60.1 1600-1400	0:12.15 1400-1200	0:27.74	0:26.27 [10] (0:12.50)	0:13.77 [11] (0:13.77)	13.0L	-4

Scratched: Satin Doll (#3), Camden (#4), Vibrancy (#17), The Chosen Tosen (#18), Chicflix (#19)

Track Rating: Heavy 10, Weather: Overcast, Rail Position: +7m Entire

Section
Field Times

L400
0:24.87
(0:12.03)

L200
0:12.84
(0:12.84)

Position	#	Horse/Jockey	Barrier	Top Speed [km/h]	Fastest Section	First 400m	L400	L200	Margin	Distance Travelled From Winner [m]
11	8	LITTLE MISS WONDER Sarah Fisher	7	61.5 1600-1400	0:12.06 1400-1200	0:28.26	0:26.22 [13] (0:12.35)	0:13.87 [12] (0:13.87)	14.0L	-8
12	11	BONNIE ISLAY Bridget Grylls	17	60.8 1000-800	0:12.23 1400-1200	0:28.43	0:26.52 [11] (0:12.63)	0:13.89 [13] (0:13.89)	15.0L	+2
13	10	PURIFY Bill Jacobson	8	61.0 1600-1400	0:12.03 1400-1200	0:27.99	0:27.16 [6] (0:12.83)	0:14.33 [10] (0:14.33)	15.9L	+3
14	15	BORGHINI Ngakau Hailey	4	60.4 1600-1400	0:12.21 1400-1200	0:28.36	0:28.92 [14] (0:13.70)	0:15.22 [14] (0:15.22)	33.4L	-7

Scratched: Satin Doll (#3), Camden (#4), Vibrancy (#17), The Chosen Tosen (#18), Chicflix (#19)

Horse/Jockey Name	CHILLI CON KHAN/Samantha Spratt
Finish Rank	1
Fastest Section Time (Section)	0:12.03 (L400)
Top Speed [km/h] (Section)	61.3 (L800)
Race State	Finished

AUCKLAND
THOROUGHBRED
SINCE RACING 1864

Pukekohe Park - Professional

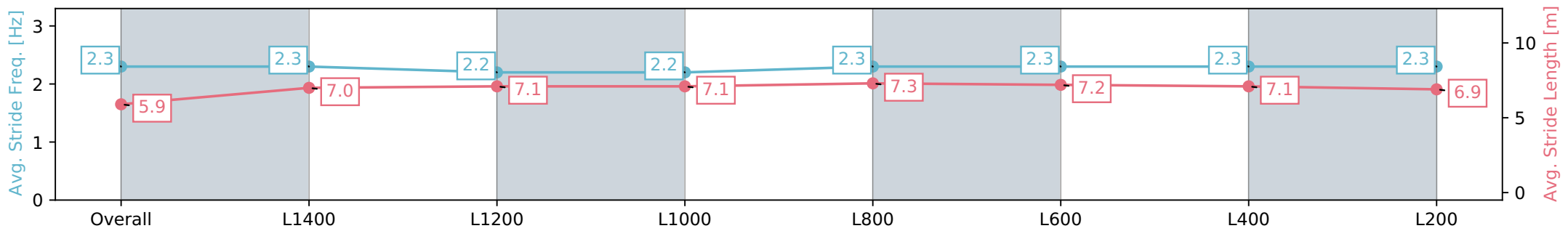
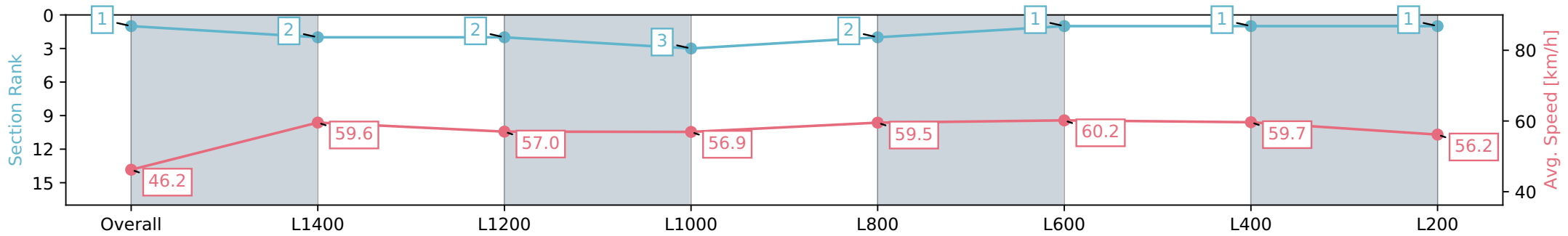
Race 5: TAB NZ 1600 - 1600m

19 June 2024 - 1:43PM

PUKEKOHE
PARK

Track Rating: Heavy 10, Weather: Overcast, Rail Position: +7m
Entire

Section	Overall	L1400	L1200	L1000	L800	L600	L400	L200
Section Times	1:42.66 [1] (0:15.56)	1:27.10 [2] (0:12.09)	1:15.01 [2] (0:12.65)	1:02.36 [3] (0:12.82)	0:49.54 [2] (0:12.43)	0:37.11 [1] (0:12.24)	0:24.87 [1] (0:12.03)	0:12.84 [1] (0:12.84)
Average Speed [km/h]	46.2	59.6	57.0	56.9	59.5	60.2	59.7	56.2
Top Speed [km/h]	60.6	60.4	58.5	57.8	60.3	61.3	61.2	58.0
Avg. Dist. to Rail [m]	10.3	4.0	2.9	2.6	4.5	7.0	12.2	11.8
Avg. Stride Freq. [Hz]	2.3	2.3	2.2	2.2	2.3	2.3	2.3	2.3
Avg. Stride Length [m]	5.9	7.0	7.1	7.1	7.3	7.2	7.1	6.9



- [] Ranking at each section and finish
- :-:- No data available at this section
- NA No data available

Horse/Jockey Name	FANTOMETTE/Jasmine Fawcett
Finish Rank	2
Fastest Section Time (Section)	0:12.01 (L400)
Top Speed [km/h] (Section)	62.9 (L400)
Race State	Finished

AUCKLAND
THOROUGHBRED
SINCE RACING 1864

Pukekohe Park - Professional

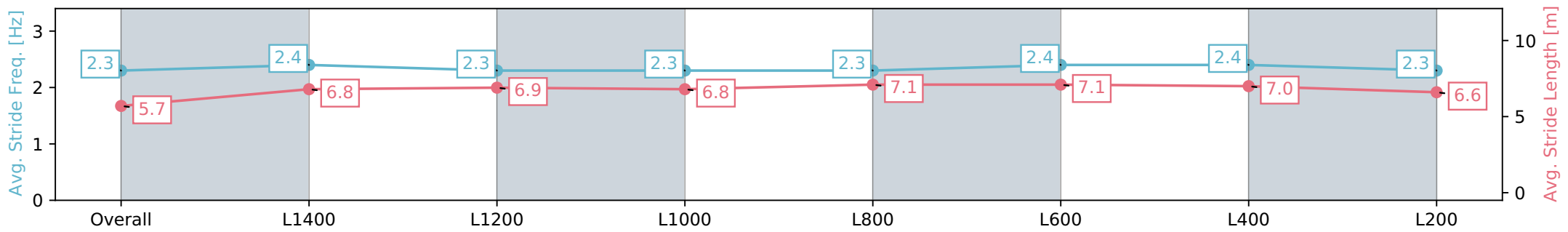
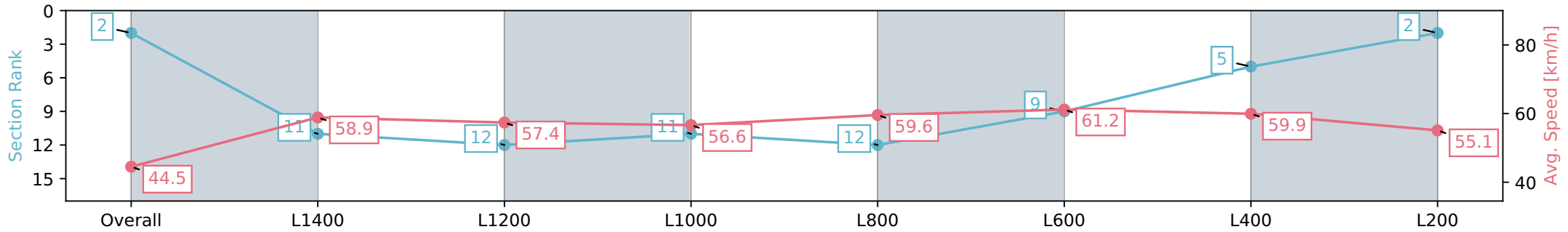
Race 5: TAB NZ 1600 - 1600m

19 June 2024 - 1:43PM

PUKEKOHE
PARK

Track Rating: Heavy 10, Weather: Overcast, Rail Position: +7m
Entire

Section	Overall	L1400	L1200	L1000	L800	L600	L400	L200
Section Times	1:43.40 [2] (0:16.19)	1:27.21 [11] (0:12.21)	1:15.00 [12] (0:12.56)	1:02.43 [11] (0:12.93)	0:49.50 [12] (0:12.42)	0:37.08 [9] (0:12.03)	0:25.05 [5] (0:12.01)	0:13.04 [2] (0:13.04)
Average Speed [km/h]	44.5	58.9	57.4	56.6	59.6	61.2	59.9	55.1
Top Speed [km/h]	60.3	60.6	59.0	58.5	61.0	62.9	62.9	58.5
Avg. Dist. to Rail [m]	7.4	3.7	2.6	3.3	4.3	7.1	13.9	13.5
Avg. Stride Freq. [Hz]	2.3	2.4	2.3	2.3	2.3	2.4	2.4	2.3
Avg. Stride Length [m]	5.7	6.8	6.9	6.8	7.1	7.1	7.0	6.6



[] Ranking at each section and finish
 -:-:- No data available at this section
 NA No data available

Horse/Jockey Name	ROSINA/Rihaan Goyaram
Finish Rank	3
Fastest Section Time (Section)	0:12.03 (L1400)
Top Speed [km/h] (Section)	61.4 (Overall)
Race State	Finished

AUCKLAND
THOROUGHBRED
SINCE RACING 1814

Pukekohe Park - Professional

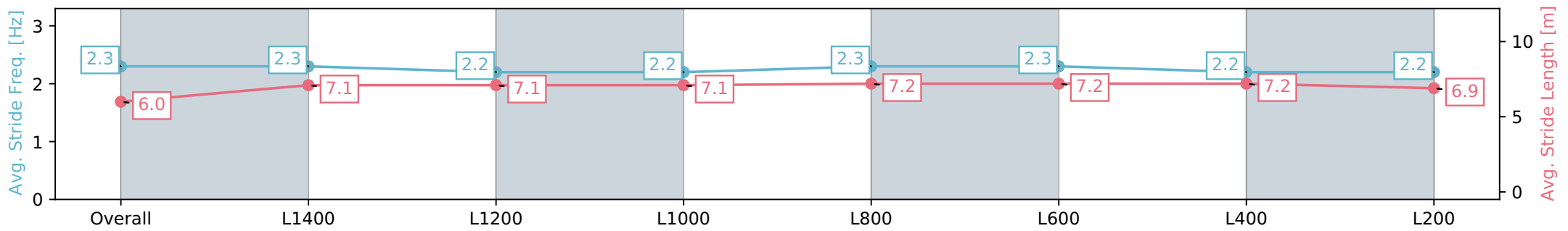
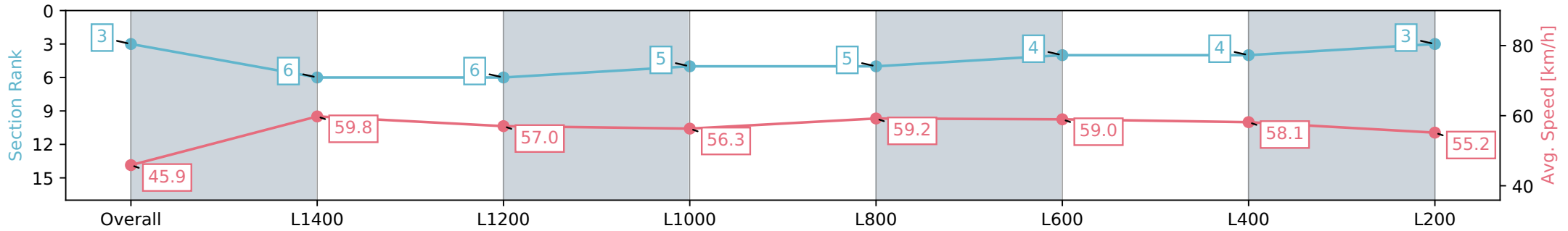
Race 5: TAB NZ 1600 - 1600m

19 June 2024 - 1:43PM

PUKEKOHE
PARK

Track Rating: Heavy 10, Weather: Overcast, Rail Position: +7m
Entire

Section	Overall	L1400	L1200	L1000	L800	L600	L400	L200
Section Times	1:43.70 [3] (0:15.74)	1:27.96 [6] (0:12.03)	1:15.93 [6] (0:12.65)	1:03.28 [5] (0:12.93)	0:50.35 [5] (0:12.48)	0:37.87 [4] (0:12.40)	0:25.47 [4] (0:12.39)	0:13.08 [3] (0:13.08)
Average Speed [km/h]	45.9	59.8	57.0	56.3	59.2	59.0	58.1	55.2
Top Speed [km/h]	61.4	61.4	58.2	57.6	59.8	59.8	59.2	56.7
Avg. Dist. to Rail [m]	4.9	2.7	2.3	2.4	4.0	5.9	11.4	11.4
Avg. Stride Freq. [Hz]	2.3	2.3	2.2	2.2	2.3	2.3	2.2	2.2
Avg. Stride Length [m]	6.0	7.1	7.1	7.1	7.2	7.2	7.2	6.9



Report Created: Wed 19 June 2024 13:04:55 GMT+10 (Note: Timing is based on positional data)

- [] Ranking at each section and finish
- :-:- No data available at this section
- NA No data available

Horse/Jockey Name	SHEEZE A BREEZE/Warren Kennedy
Finish Rank	4
Fastest Section Time (Section)	0:12.13 (L600)
Top Speed [km/h] (Section)	62.7 (L800)
Race State	Finished

AUCKLAND
THOROUGHBRED
SINCE RACING 1814

Pukekohe Park - Professional

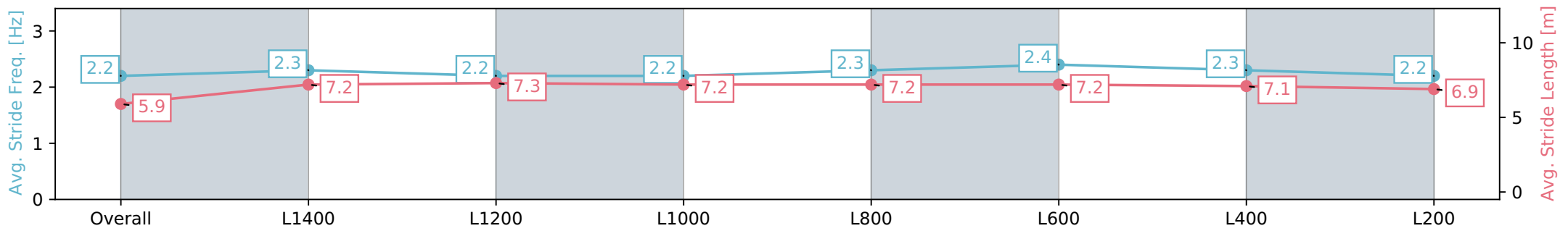
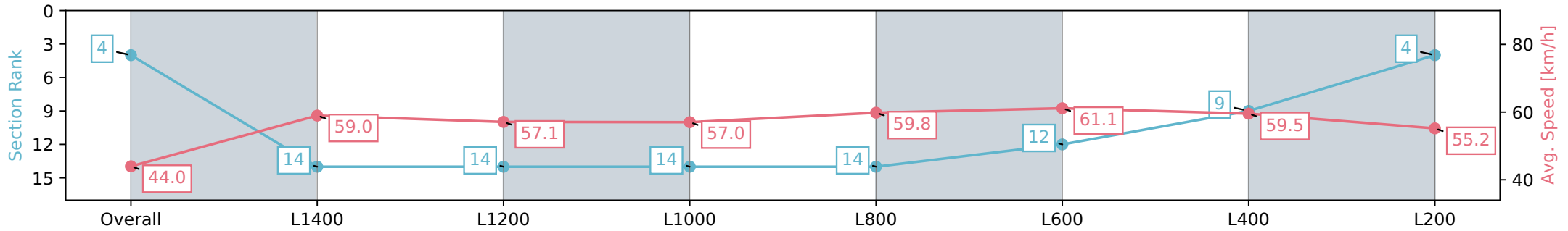
Race 5: TAB NZ 1600 - 1600m

19 June 2024 - 1:43PM

PUKEKOHE
PARK

Track Rating: Heavy 10, Weather: Overcast, Rail Position: +7m
Entire

Section	Overall	L1400	L1200	L1000	L800	L600	L400	L200
Section Times	1:43.77 [4] (0:16.40)	1:27.37 [14] (0:12.24)	1:15.13 [14] (0:12.57)	1:02.55 [14] (0:12.88)	0:49.67 [14] (0:12.36)	0:37.31 [12] (0:12.13)	0:25.18 [9] (0:12.13)	0:13.05 [4] (0:13.05)
Average Speed [km/h]	44.0	59.0	57.1	57.0	59.8	61.1	59.5	55.2
Top Speed [km/h]	59.8	59.4	59.0	58.0	61.3	62.7	61.6	57.0
Avg. Dist. to Rail [m]	8.8	3.5	2.4	3.1	4.6	10.4	17.5	16.0
Avg. Stride Freq. [Hz]	2.2	2.3	2.2	2.2	2.3	2.4	2.3	2.2
Avg. Stride Length [m]	5.9	7.2	7.3	7.2	7.2	7.2	7.1	6.9



[] Ranking at each section and finish
 -:-:- No data available at this section
 NA No data available

Horse/Jockey Name	I'LL HAVA SEMILLON/Tayla Mitchell
Finish Rank	5
Fastest Section Time (Section)	0:12.08 (L400)
Top Speed [km/h] (Section)	61.6 (L600)
Race State	Finished

AUCKLAND
THOROUGHBRED
SINCE RACING 1814

Pukekohe Park - Professional

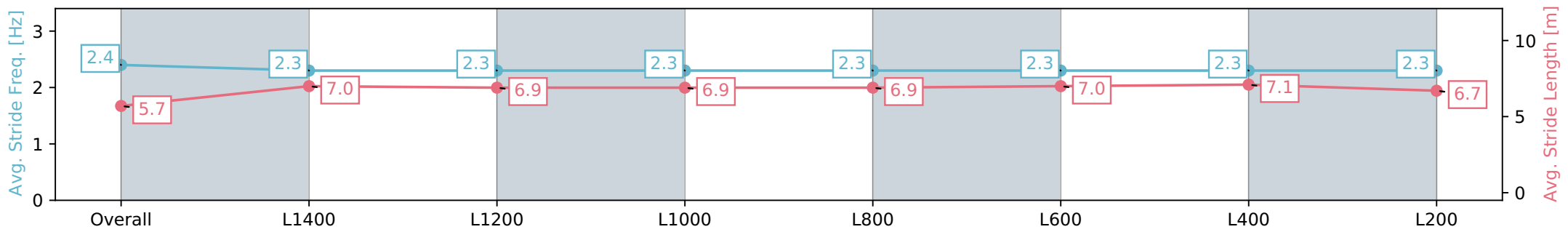
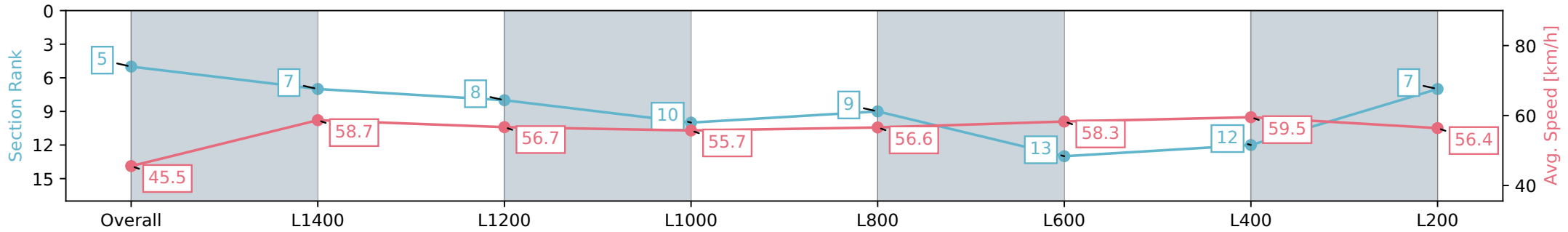
Race 5: TAB NZ 1600 - 1600m

19 June 2024 - 1:43PM

PUKEKOHE
PARK

Track Rating: Heavy 10, Weather: Overcast, Rail Position: +7m
Entire

Section	Overall	L1400	L1200	L1000	L800	L600	L400	L200
Section Times	1:43.78 [5] (0:15.81)	1:27.97 [7] (0:12.26)	1:15.71 [8] (0:12.69)	1:03.02 [10] (0:12.89)	0:50.13 [9] (0:12.83)	0:37.30 [13] (0:12.43)	0:24.87 [12] (0:12.08)	0:12.79 [7] (0:12.79)
Average Speed [km/h]	45.5	58.7	56.7	55.7	56.6	58.3	59.5	56.4
Top Speed [km/h]	59.2	60.0	58.3	56.7	57.6	60.4	61.6	57.3
Avg. Dist. to Rail [m]	2.3	0.2	0.7	1.1	1.7	1.4	3.2	4.5
Avg. Stride Freq. [Hz]	2.4	2.3	2.3	2.3	2.3	2.3	2.3	2.3
Avg. Stride Length [m]	5.7	7.0	6.9	6.9	6.9	7.0	7.1	6.7



- [] Ranking at each section and finish
- :-:- No data available at this section
- NA No data available

Horse/Jockey Name	SALLY/Masahiro Hashizume
Finish Rank	6
Fastest Section Time (Section)	0:12.17 (L1400)
Top Speed [km/h] (Section)	60.2 (L1000)
Race State	Finished

AUCKLAND
THOROUGHBRED
SINCE RACING 1814

Pukekohe Park - Professional

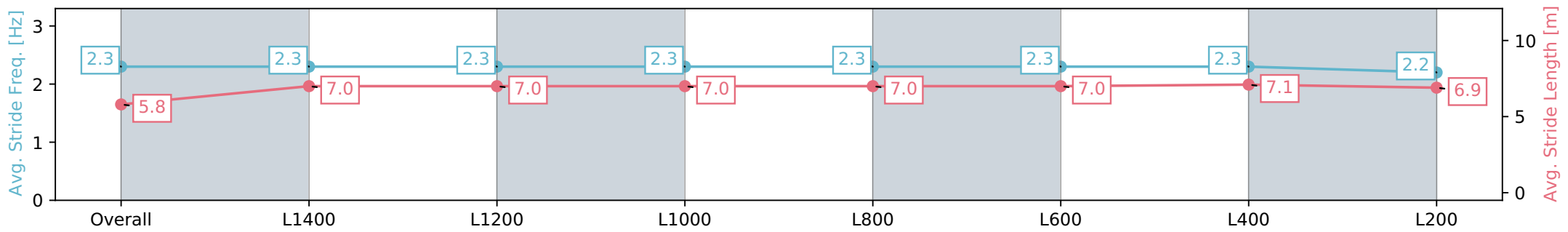
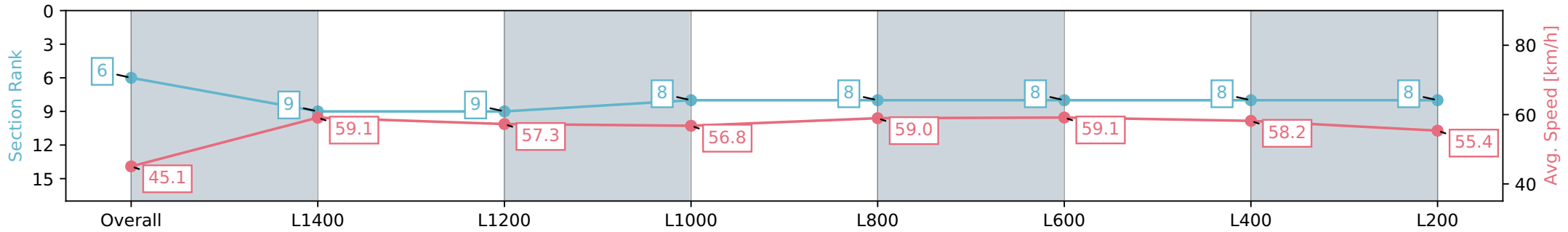
Race 5: TAB NZ 1600 - 1600m

19 June 2024 - 1:43PM

PUKEKOHE
PARK

Track Rating: Heavy 10, Weather: Overcast, Rail Position: +7m
Entire

Section	Overall	L1400	L1200	L1000	L800	L600	L400	L200
Section Times	1:43.99 [6] (0:15.97)	1:28.02 [9] (0:12.17)	1:15.85 [9] (0:12.60)	1:03.25 [8] (0:12.90)	0:50.35 [8] (0:12.51)	0:37.84 [8] (0:12.43)	0:25.41 [8] (0:12.41)	0:13.00 [8] (0:13.00)
Average Speed [km/h]	45.1	59.1	57.3	56.8	59.0	59.1	58.2	55.4
Top Speed [km/h]	59.4	59.7	59.0	58.2	60.2	59.8	59.1	56.7
Avg. Dist. to Rail [m]	9.2	4.2	3.0	3.1	4.2	7.4	14.3	13.5
Avg. Stride Freq. [Hz]	2.3	2.3	2.3	2.3	2.3	2.3	2.3	2.2
Avg. Stride Length [m]	5.8	7.0	7.0	7.0	7.0	7.0	7.1	6.9



[] Ranking at each section and finish
 -:-:- No data available at this section
 NA No data available

Horse/Jockey Name	FIRST EMINENT/Ace Lawson-Carroll
Finish Rank	7
Fastest Section Time (Section)	0:12.22 (L1400)
Top Speed [km/h] (Section)	61.5 (Overall)
Race State	Finished

AUCKLAND
THOROUGHBRED
SINCE RACING 1864

Pukekohe Park - Professional

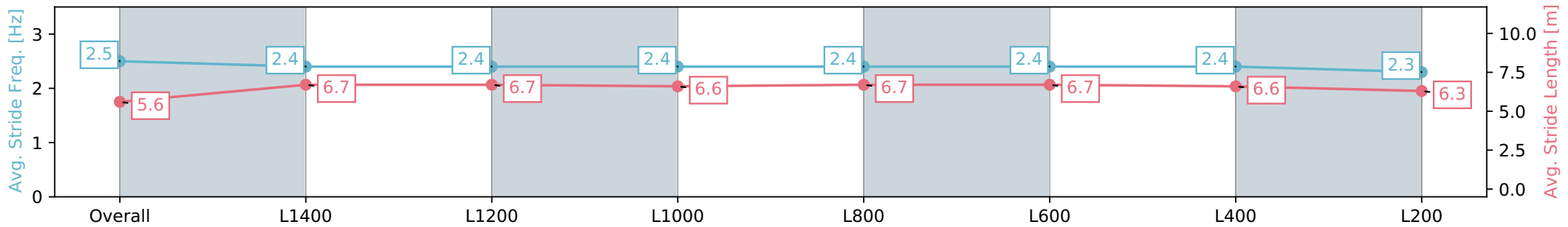
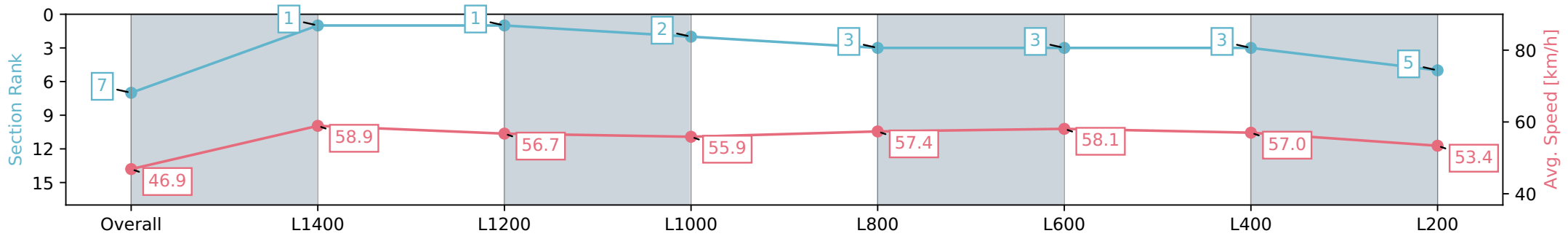
Race 5: TAB NZ 1600 - 1600m

19 June 2024 - 1:43PM

PUKEKOHE
PARK

Track Rating: Heavy 10, Weather: Overcast, Rail Position: +7m
Entire

Section	Overall	L1400	L1200	L1000	L800	L600	L400	L200
Section Times	1:44.29 [7] (0:15.39)	1:28.90 [1] (0:12.22)	1:16.68 [1] (0:12.66)	1:04.02 [2] (0:12.91)	0:51.11 [3] (0:12.57)	0:38.53 [3] (0:12.42)	0:26.11 [3] (0:12.64)	0:13.47 [5] (0:13.47)
Average Speed [km/h]	46.9	58.9	56.7	55.9	57.4	58.1	57.0	53.4
Top Speed [km/h]	61.5	60.5	58.2	56.9	58.6	59.2	58.9	54.9
Avg. Dist. to Rail [m]	7.7	1.5	0.7	0.5	0.8	1.3	5.6	8.8
Avg. Stride Freq. [Hz]	2.5	2.4	2.4	2.4	2.4	2.4	2.4	2.3
Avg. Stride Length [m]	5.6	6.7	6.7	6.6	6.7	6.7	6.6	6.3



- [] Ranking at each section and finish
- :-:- No data available at this section
- NA No data available

Horse/Jockey Name	SHOWME DA MOOLAH/Kelly Myers
Finish Rank	8
Fastest Section Time (Section)	0:12.09 (L1400)
Top Speed [km/h] (Section)	61.0 (Overall)
Race State	Finished

AUCKLAND
THOROUGHBRED
SINCE RACING 1814

Pukekohe Park - Professional

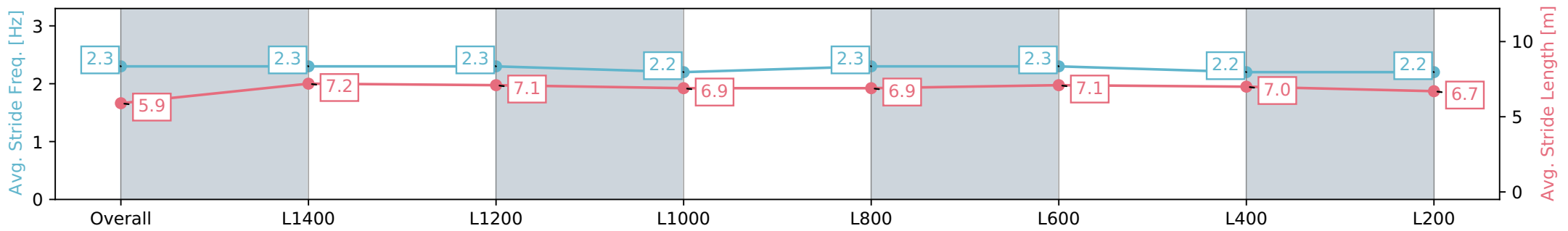
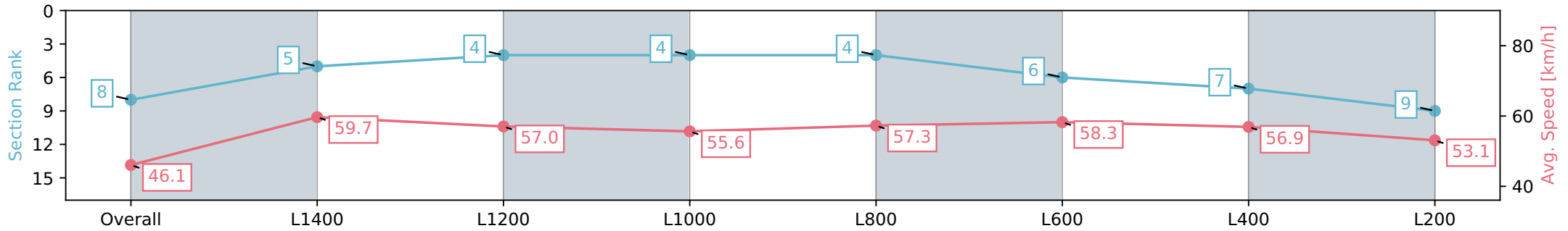
Race 5: TAB NZ 1600 - 1600m

19 June 2024 - 1:43PM

PUKEKOHE
PARK

Track Rating: Heavy 10, Weather: Overcast, Rail Position: +7m
Entire

Section	Overall	L1400	L1200	L1000	L800	L600	L400	L200
Section Times	1:44.65 [8] (0:15.64)	1:29.01 [5] (0:12.09)	1:16.92 [4] (0:12.64)	1:04.28 [4] (0:12.94)	0:51.34 [4] (0:12.67)	0:38.67 [6] (0:12.48)	0:26.19 [7] (0:12.65)	0:13.54 [9] (0:13.54)
Average Speed [km/h]	46.1	59.7	57.0	55.6	57.3	58.3	56.9	53.1
Top Speed [km/h]	60.4	61.0	58.1	56.5	58.4	58.9	58.5	55.5
Avg. Dist. to Rail [m]	2.8	0.4	0.3	0.5	1.4	2.9	8.3	10.8
Avg. Stride Freq. [Hz]	2.3	2.3	2.3	2.2	2.3	2.3	2.2	2.2
Avg. Stride Length [m]	5.9	7.2	7.1	6.9	6.9	7.1	7.0	6.7



[] Ranking at each section and finish
 -:-:- No data available at this section
 NA No data available

Horse/Jockey Name	RIDE SALLY RIDE/Maria Sanson
Finish Rank	9
Fastest Section Time (Section)	0:12.09 (L1400)
Top Speed [km/h] (Section)	61.3 (Overall)
Race State	Finished

AUCKLAND
THOROUGHBRED
SINCE RACING 1814

Pukekohe Park - Professional

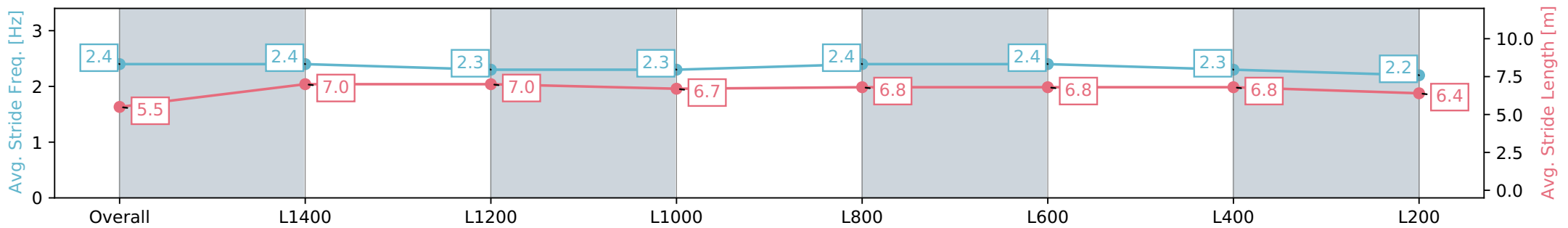
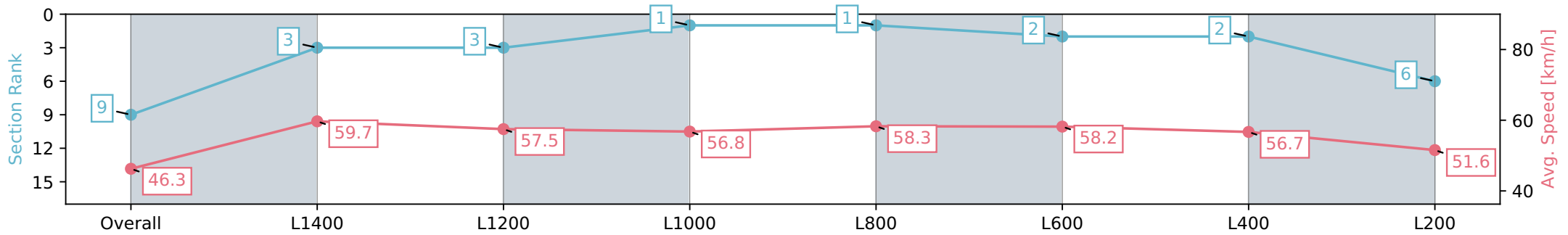
Race 5: TAB NZ 1600 - 1600m

19 June 2024 - 1:43PM

PUKEKOHE
PARK

Track Rating: Heavy 10, Weather: Overcast, Rail Position: +7m
Entire

Section	Overall	L1400	L1200	L1000	L800	L600	L400	L200
Section Times	1:44.77 [9] (0:15.57)	1:29.19 [3] (0:12.09)	1:17.10 [3] (0:12.54)	1:04.56 [1] (0:12.83)	0:51.73 [1] (0:12.60)	0:39.13 [2] (0:12.46)	0:26.67 [2] (0:12.73)	0:13.94 [6] (0:13.94)
Average Speed [km/h]	46.3	59.7	57.5	56.8	58.3	58.2	56.7	51.6
Top Speed [km/h]	61.3	60.6	58.9	58.3	59.0	58.6	58.2	54.4
Avg. Dist. to Rail [m]	7.0	0.9	1.1	2.1	3.5	3.4	8.0	10.0
Avg. Stride Freq. [Hz]	2.4	2.4	2.3	2.3	2.4	2.4	2.3	2.2
Avg. Stride Length [m]	5.5	7.0	7.0	6.7	6.8	6.8	6.8	6.4



- [] Ranking at each section and finish
- :-:- No data available at this section
- NA No data available

Horse/Jockey Name	OUR EASY STREET/Wiremu Pinn
Finish Rank	10
Fastest Section Time (Section)	0:12.15 (L1400)
Top Speed [km/h] (Section)	60.1 (Overall)
Race State	Finished

AUCKLAND
THOROUGHBRED
SINCE RACING 1864

Pukekohe Park - Professional

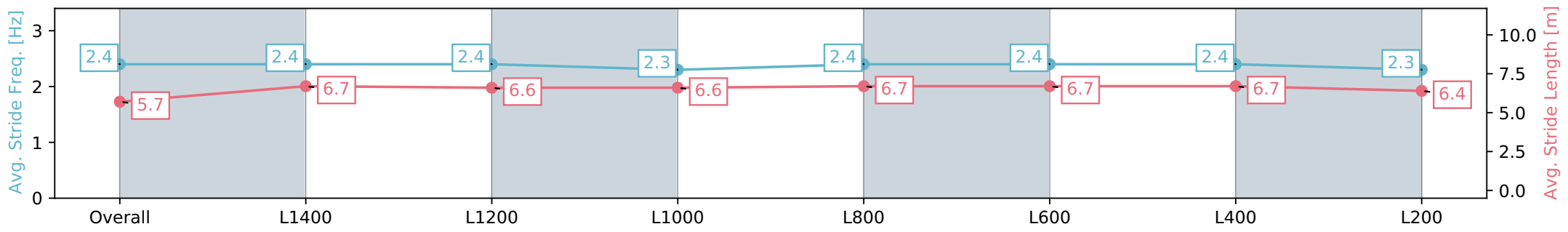
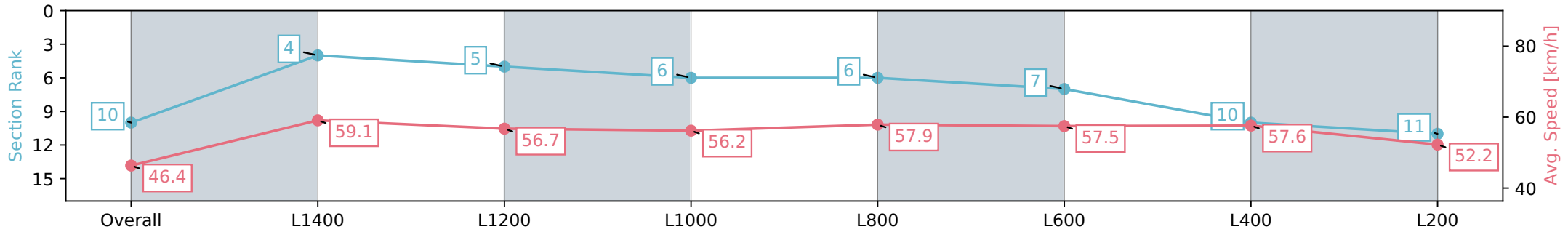
Race 5: TAB NZ 1600 - 1600m

19 June 2024 - 1:43PM

PUKEKOHE
PARK

Track Rating: Heavy 10, Weather: Overcast, Rail Position: +7m
Entire

Section	Overall	L1400	L1200	L1000	L800	L600	L400	L200
Section Times	1:45.00 [10] (0:15.59)	1:29.41 [4] (0:12.15)	1:17.26 [5] (0:12.72)	1:04.54 [6] (0:12.91)	0:51.63 [6] (0:12.65)	0:38.98 [7] (0:12.71)	0:26.27 [10] (0:12.50)	0:13.77 [11] (0:13.77)
Average Speed [km/h]	46.4	59.1	56.7	56.2	57.9	57.5	57.6	52.2
Top Speed [km/h]	59.9	60.1	58.0	58.8	58.6	58.4	58.7	55.5
Avg. Dist. to Rail [m]	5.5	1.2	1.1	1.4	2.6	5.0	8.7	9.5
Avg. Stride Freq. [Hz]	2.4	2.4	2.4	2.3	2.4	2.4	2.4	2.3
Avg. Stride Length [m]	5.7	6.7	6.6	6.6	6.7	6.7	6.7	6.4



- [] Ranking at each section and finish
- :-:- No data available at this section
- NA No data available

Horse/Jockey Name	LITTLE MISS WONDER/Sarah Fisher
Finish Rank	11
Fastest Section Time (Section)	0:12.06 (L1400)
Top Speed [km/h] (Section)	61.5 (Overall)
Race State	Finished

AUCKLAND
THOROUGHBRED
SINCE RACING 1894

Pukekohe Park - Professional

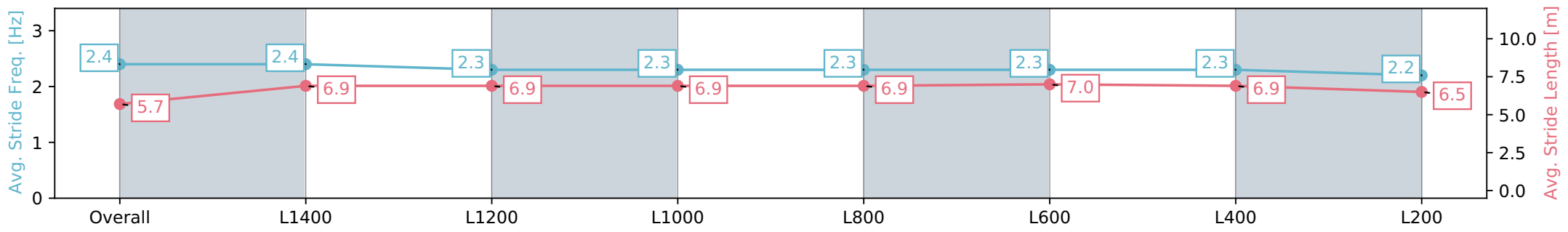
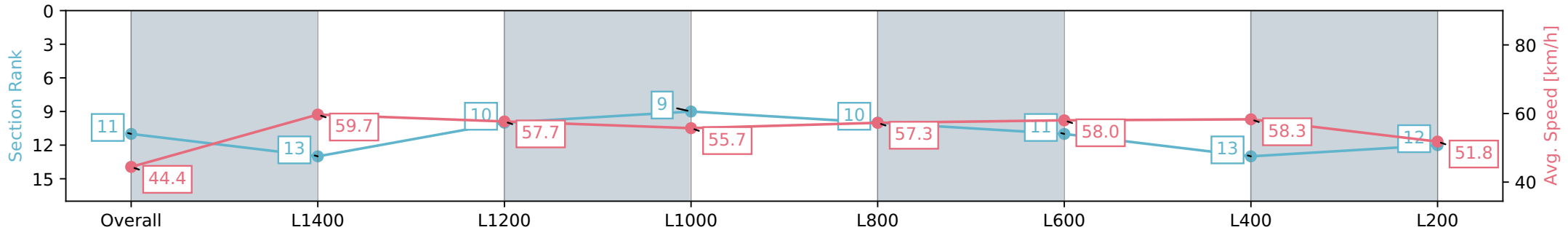
Race 5: TAB NZ 1600 - 1600m

19 June 2024 - 1:43PM

PUKEKOHE
PARK

Track Rating: Heavy 10, Weather: Overcast, Rail Position: +7m
Entire

Section	Overall	L1400	L1200	L1000	L800	L600	L400	L200
Section Times	1:45.18 [11] (0:16.20)	1:28.98 [13] (0:12.06)	1:16.92 [10] (0:12.49)	1:04.43 [9] (0:13.01)	0:51.42 [10] (0:12.67)	0:38.75 [11] (0:12.53)	0:26.22 [13] (0:12.35)	0:13.87 [12] (0:13.87)
Average Speed [km/h]	44.4	59.7	57.7	55.7	57.3	58.0	58.3	51.8
Top Speed [km/h]	61.5	60.8	58.7	56.3	58.7	59.8	59.6	55.7
Avg. Dist. to Rail [m]	5.3	2.6	1.5	1.1	1.5	3.4	8.7	11.6
Avg. Stride Freq. [Hz]	2.4	2.4	2.3	2.3	2.3	2.3	2.3	2.2
Avg. Stride Length [m]	5.7	6.9	6.9	6.9	6.9	7.0	6.9	6.5



- [] Ranking at each section and finish
- :-:- No data available at this section
- NA No data available

Horse/Jockey Name	BONNIE ISLAY/Bridget Grylls
Finish Rank	12
Fastest Section Time (Section)	0:12.23 (L1400)
Top Speed [km/h] (Section)	60.8 (L1000)
Race State	Finished

AUCKLAND
THOROUGHBRED
SINCE RACING 1814

Pukekohe Park - Professional

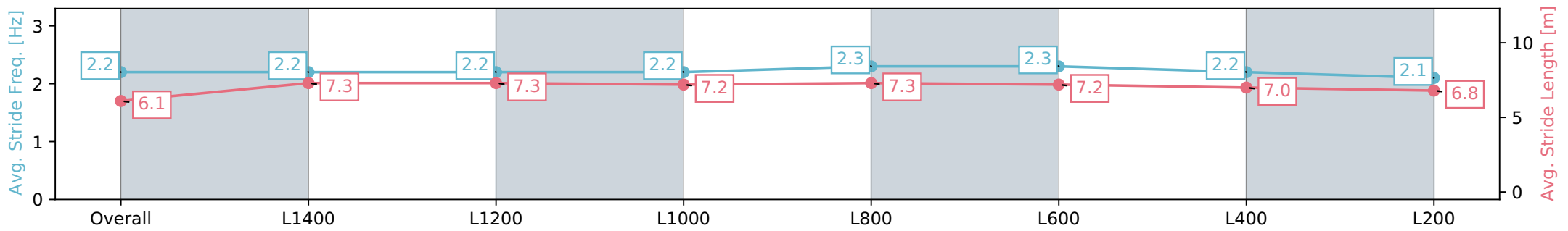
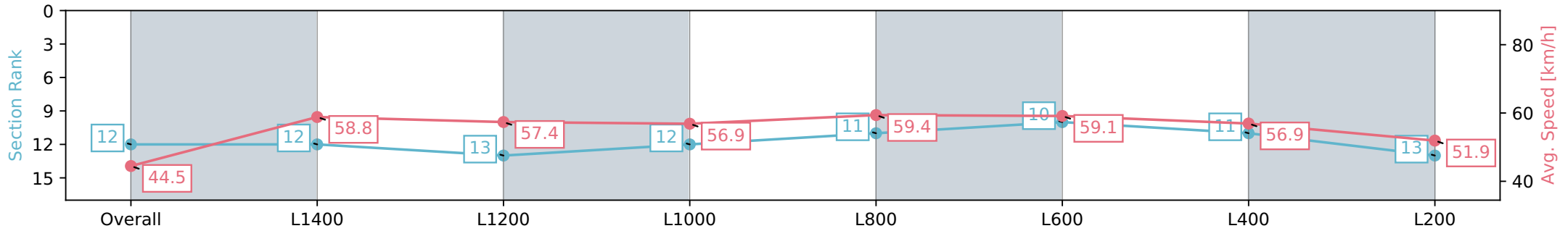
Race 5: TAB NZ 1600 - 1600m

19 June 2024 - 1:43PM

PUKEKOHE
PARK

Track Rating: Heavy 10, Weather: Overcast, Rail Position: +7m
Entire

Section	Overall	L1400	L1200	L1000	L800	L600	L400	L200
Section Times	1:45.36 [12] (0:16.20)	1:29.16 [12] (0:12.23)	1:16.93 [13] (0:12.56)	1:04.37 [12] (0:12.91)	0:51.46 [11] (0:12.50)	0:38.96 [10] (0:12.44)	0:26.52 [11] (0:12.63)	0:13.89 [13] (0:13.89)
Average Speed [km/h]	44.5	58.8	57.4	56.9	59.4	59.1	56.9	51.9
Top Speed [km/h]	59.7	59.7	59.3	58.4	60.8	60.1	59.1	54.5
Avg. Dist. to Rail [m]	10.2	4.9	3.4	3.4	5.1	6.9	11.3	11.2
Avg. Stride Freq. [Hz]	2.2	2.2	2.2	2.2	2.3	2.3	2.2	2.1
Avg. Stride Length [m]	6.1	7.3	7.3	7.2	7.3	7.2	7.0	6.8



Report Created: Wed 19 June 2024 13:05:27 GMT+10 (Note: Timing is based on positional data)

- [] Ranking at each section and finish
- :-:- No data available at this section
- NA No data available

Horse/Jockey Name	PURIFY/Bill Jacobson
Finish Rank	13
Fastest Section Time (Section)	0:12.03 (L1400)
Top Speed [km/h] (Section)	61.0 (Overall)
Race State	Finished

AUCKLAND
THOROUGHBRED
SINCE RACING 1814

Pukekohe Park - Professional

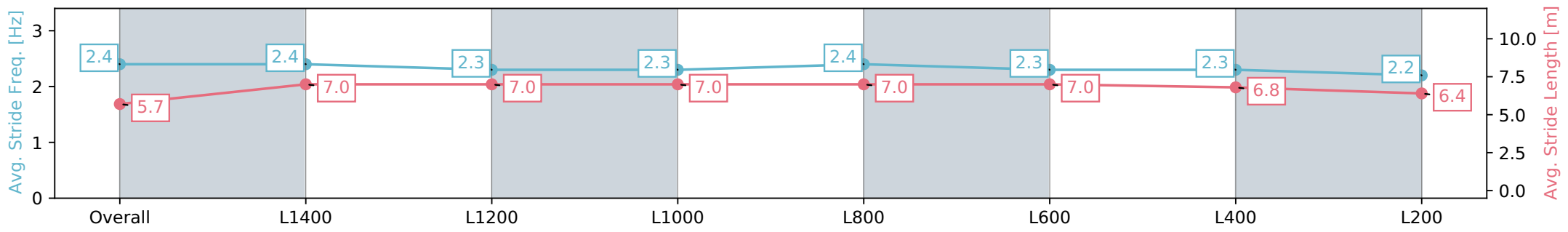
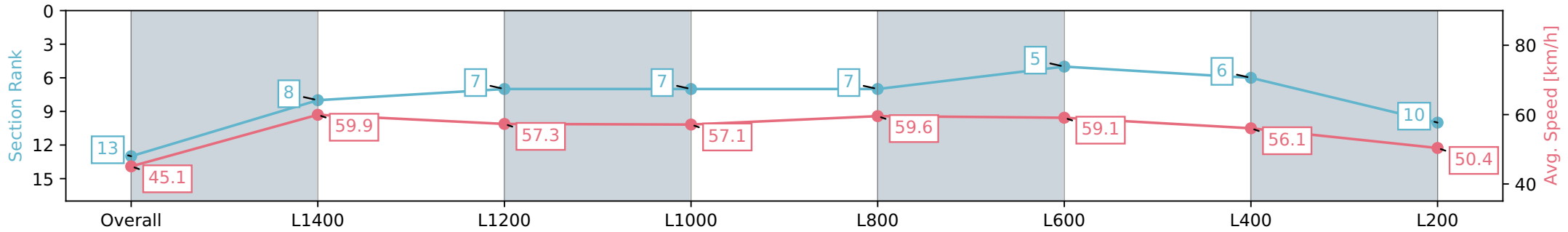
Race 5: TAB NZ 1600 - 1600m

19 June 2024 - 1:43PM

PUKEKOHE
PARK

Track Rating: Heavy 10, Weather: Overcast, Rail Position: +7m
Entire

Section	Overall	L1400	L1200	L1000	L800	L600	L400	L200
Section Times	1:45.51 [13] (0:15.96)	1:29.55 [8] (0:12.03)	1:17.52 [7] (0:12.54)	1:04.98 [7] (0:12.85)	0:52.13 [7] (0:12.49)	0:39.64 [5] (0:12.48)	0:27.16 [6] (0:12.83)	0:14.33 [10] (0:14.33)
Average Speed [km/h]	45.1	59.9	57.3	57.1	59.6	59.1	56.1	50.4
Top Speed [km/h]	61.0	61.0	58.8	58.5	60.8	60.5	58.3	53.2
Avg. Dist. to Rail [m]	4.6	2.2	2.0	3.4	5.4	7.8	14.4	14.0
Avg. Stride Freq. [Hz]	2.4	2.4	2.3	2.3	2.4	2.3	2.3	2.2
Avg. Stride Length [m]	5.7	7.0	7.0	7.0	7.0	7.0	6.8	6.4



Report Created: Wed 19 June 2024 13:05:31 GMT+10 (Note: Timing is based on positional data)

- [] Ranking at each section and finish
- :-:- No data available at this section
- NA No data available

Horse/Jockey Name	BORGHINI/Ngakau Hailey
Finish Rank	14
Fastest Section Time (Section)	0:12.21 (L1400)
Top Speed [km/h] (Section)	60.4 (Overall)
Race State	Finished

AUCKLAND
THOROUGHBRED
SINCE RACING 1814

Pukekohe Park - Professional

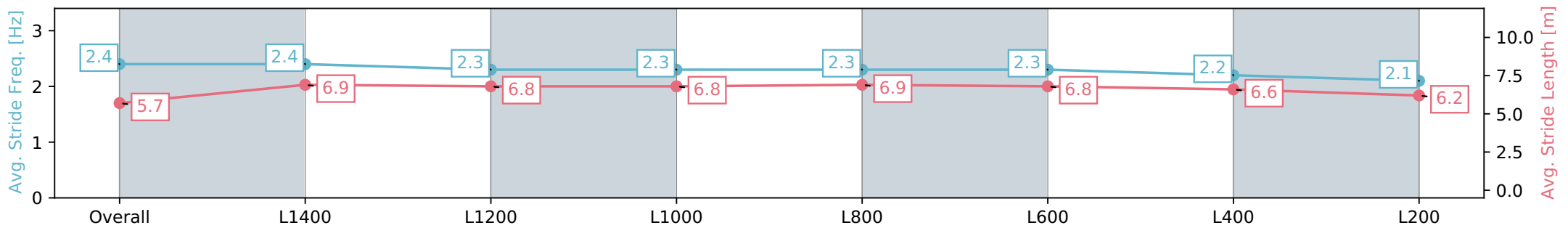
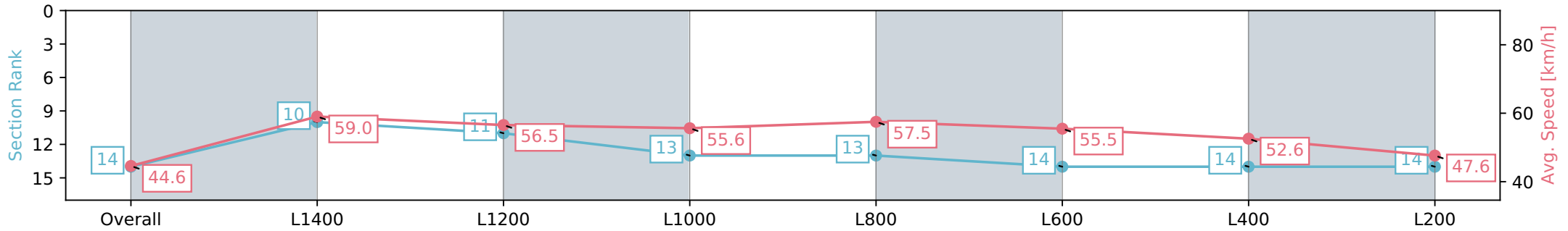
Race 5: TAB NZ 1600 - 1600m

19 June 2024 - 1:43PM

PUKEKOHE
PARK

Track Rating: Heavy 10, Weather: Overcast, Rail Position: +7m
Entire

Section	Overall	L1400	L1200	L1000	L800	L600	L400	L200
Section Times	1:48.68 [14] (0:16.15)	1:32.53 [10] (0:12.21)	1:20.32 [11] (0:12.72)	1:07.60 [13] (0:12.95)	0:54.65 [13] (0:12.64)	0:42.01 [14] (0:13.09)	0:28.92 [14] (0:13.70)	0:15.22 [14] (0:15.22)
Average Speed [km/h]	44.6	59.0	56.5	55.6	57.5	55.5	52.6	47.6
Top Speed [km/h]	60.3	60.4	58.4	57.5	58.4	57.2	54.7	50.7
Avg. Dist. to Rail [m]	3.4	1.2	0.8	0.5	1.3	3.4	8.8	12.0
Avg. Stride Freq. [Hz]	2.4	2.4	2.3	2.3	2.3	2.3	2.2	2.1
Avg. Stride Length [m]	5.7	6.9	6.8	6.8	6.9	6.8	6.6	6.2



- [] Ranking at each section and finish
- :-:- No data available at this section
- NA No data available