

Track Rating: Heavy 10, Weather: Overcast, Rail Position: +7m Entire

Section Field Times							Overall	L1000	L800	L600	L400	L200		
							1:13.04 (0:13.96)	0:59.08 (0:11.45)	0:47.63 (0:11.49)	0:36.15 (0:11.81)	0:24.33 (0:11.76)	0:12.56 (0:12.56)		
Position	#	Horse/Jockey	Barrier	Top Speed [km/h]	Fastest Section	First 400m						Margin	Distance Travelled From Winner [m]	
1	9	NIAGARA SKY Rihaan Goyaram	14	64.8 1200-1000	0:11.52 800-600	0:25.65	1:13.04 (0:14.12)	0:58.92 [3] (0:11.53)	0:47.39 [4] (0:11.52)	0:35.87 [3] (0:11.60)	0:24.27 [2] (0:11.70)	0:12.57 [1] (0:12.56)	1:13.04	
2	6	KERBLINE Samantha Spratt	8	65.4 1200-1000	0:11.54 800-600	0:25.93	1:13.39 (0:14.33)	0:59.06 [6] (0:11.60)	0:47.46 [6] (0:11.54)	0:35.92 [6] (0:11.64)	0:24.28 [5] (0:11.62)	0:12.66 [3] (0:12.66)	2.3L	-5
3	2	DELZ ABEEL Kelly Myers	11	65.2 1200-1000	0:11.35 1000-800	0:26.07	1:13.74 (0:14.72)	0:59.02 [12] (0:11.35)	0:47.67 [8] (0:11.55)	0:36.12 [9] (0:11.55)	0:24.57 [7] (0:11.55)	0:13.02 [2] (0:13.02)	4.3L	+1
4	12	SUMMERSTON Ngakau Hailey	13	65.1 1000-800	0:11.41 400-200	0:26.28	1:13.87 (0:14.60)	0:59.27 [8] (0:11.69)	0:47.58 [10] (0:11.55)	0:36.03 [11] (0:11.56)	0:24.46 [10] (0:11.41)	0:13.05 [5] (0:13.05)	4.8L	+2
5	3	TEAK Kazuya Asano	15	65.4 1000-800	0:11.43 1000-800	0:25.56	1:13.96 (0:14.14)	0:59.82 [4] (0:11.43)	0:48.39 [2] (0:11.51)	0:36.88 [2] (0:11.75)	0:25.13 [3] (0:11.91)	0:13.22 [4] (0:13.22)	5.5L	+2
6	4	FOREVER YOUNG Warren Kennedy	9	65.6 1000-800	0:11.35 800-600	0:26.15	1:14.07 (0:14.71)	0:59.36 [11] (0:11.44)	0:47.92 [9] (0:11.35)	0:36.57 [7] (0:11.62)	0:24.95 [6] (0:11.78)	0:13.17 [7] (0:13.17)	6.0L	-10
7	8	FINEST HOUR Tayla Mitchell	6	64.8 1000-800	0:11.50 1000-800	0:25.62	1:14.23 (0:14.12)	1:00.11 [2] (0:11.50)	0:48.61 [3] (0:11.56)	0:37.05 [4] (0:11.77)	0:25.28 [4] (0:11.98)	0:13.30 [8] (0:13.30)	7.0L	-5
8	1	THE MATADOR Sam Weatherley	10	65.8 1000-800	0:11.45 800-600	0:26.36	1:14.32 (0:14.66)	0:59.66 [9] (0:11.70)	0:47.96 [11] (0:11.45)	0:36.51 [10] (0:11.49)	0:25.02 [9] (0:11.87)	0:13.15 [10] (0:13.15)	7.4L	+0
9	10	PRINCESS JASMINE Masahiro Hashizume	17	64.4 800-600	0:11.55 800-600	0:26.53	1:14.42 (0:14.68)	0:59.74 [10] (0:11.85)	0:47.89 [12] (0:11.55)	0:36.34 [12] (0:11.64)	0:24.70 [12] (0:11.84)	0:12.86 [11] (0:12.86)	8.0L	+2
10	11	MARGALIT Jessica Allen	7	64.0 1000-800	0:11.55 800-600	0:26.03	1:14.47 (0:14.38)	1:00.09 [7] (0:11.65)	0:48.44 [7] (0:11.55)	0:36.89 [8] (0:11.69)	0:25.20 [8] (0:11.85)	0:13.35 [9] (0:13.35)	8.2L	-4

Scratched: St Vincent (#13), Croaghaun (#14), Arabella (#15), Miss Fidget (#16), Kerryanna (#17), Star Heart (#18), Oban (#19), Overstate (#20), Sabik (#21), Wired For Sound (#22), Family Strength (#23), Purify (#24)

Report Created: Wed 19 June 2024 11:33:20 GMT+10 (Note: Timing is based on positional data)

Page 1/14

[] Position in running at each section and finish # Saddle cloth number
 -:-:- No data available at this section DNF Did not finish
 NA No data available DNT Did not track
 ■ Background shading for fastest section

Track Rating: Heavy 10, Weather: Overcast, Rail Position: +7m Entire

Section Field Times							Overall	L1000	L800	L600	L400	L200		
							1:13.04 (0:13.96)	0:59.08 (0:11.45)	0:47.63 (0:11.49)	0:36.15 (0:11.81)	0:24.33 (0:11.76)	0:12.56 (0:12.56)		
Position	#	Horse/Jockey	Barrier	Top Speed [km/h]	Fastest Section	First 400m							Margin	Distance Travelled From Winner [m]
11	5	JOHNNY RONDO	2	64.4	0:11.44	0:25.40	1:14.77	1:00.81 [1]	0:49.37 [1]	0:37.88 [1]	0:26.07 [1]	0:13.92 [6]	10.0L	-8
		Bill Jacobson		1200-1000	1000-800		(0:13.96)	(0:11.44)	(0:11.49)	(0:11.81)	(0:12.15)	(0:13.92)		
12	7	ERASE	4	65.0	0:11.48	0:25.75	1:17.00	1:02.73 [5]	0:51.25 [5]	0:39.61 [5]	0:27.58 [11]	0:14.90 [12]	22.9L	-8
		Jasmine Fawcett		1200-1000	1000-800		(0:14.27)	(0:11.48)	(0:11.64)	(0:12.03)	(0:12.68)	(0:14.90)		

Scratched: St Vincent (#13), Croaghaun (#14), Arabella (#15), Miss Fidget (#16), Kerryanna (#17), Star Heart (#18), Oban (#19), Overstate (#20), Sabik (#21), Wired For Sound (#22), Family Strength (#23), Purify (#24)

Horse/Jockey Name	NIAGARA SKY/Rihaan Goyaram
Finish Rank	1
Fastest Section Time (Section)	0:11.52 (L800)
Top Speed [km/h] (Section)	64.8 (Overall)
Race State	Finished

AUCKLAND
THOROUGHBRED
SINCE RACING 1814

Pukekohe Park - Professional

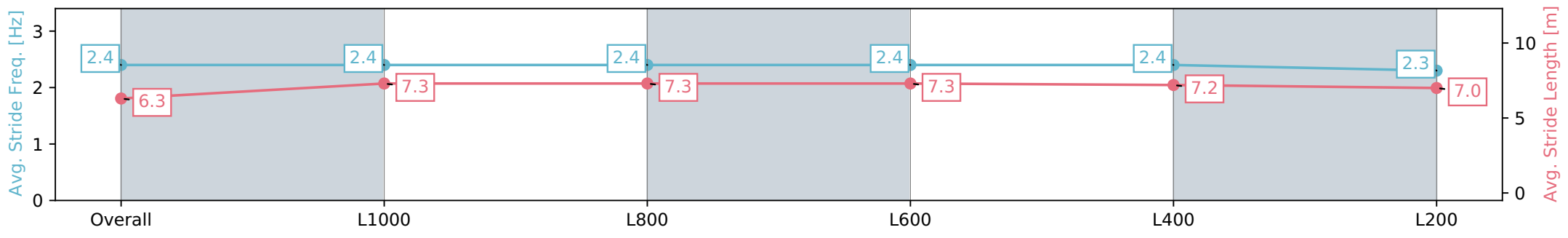
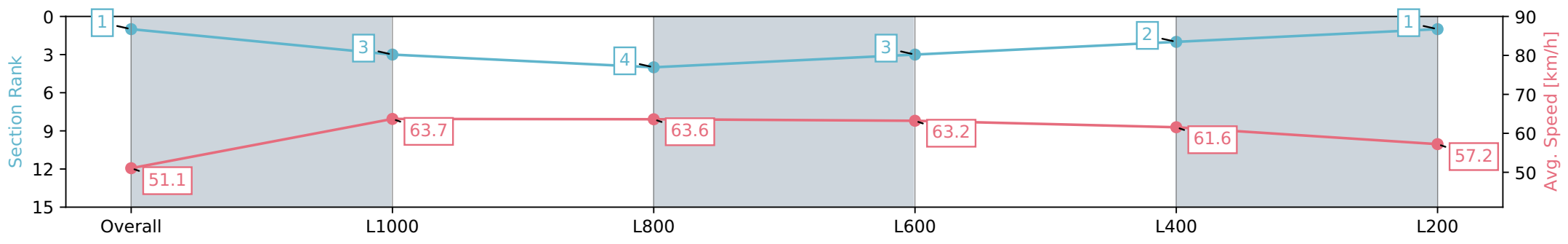
Race 4: HALLMARK STUD 1200 - 1200m

19 June 2024 - 1:07PM

PUKEKOHE
PARK

Track Rating: Heavy 10, Weather: Overcast, Rail Position: +7m
Entire

Section	Overall	L1000	L800	L600	L400	L200
Section Times	1:13.04 [1] (0:14.12)	0:58.92 [3] (0:11.53)	0:47.39 [4] (0:11.52)	0:35.87 [3] (0:11.60)	0:24.27 [2] (0:11.70)	0:12.57 [1] (0:12.56)
Average Speed [km/h]	51.1	63.7	63.6	63.2	61.6	57.2
Top Speed [km/h]	62.9	64.8	64.7	64.2	63.3	60.1
Avg. Dist. to Rail [m]	6.8	3.2	3.2	6.0	11.8	13.9
Avg. Stride Freq. [Hz]	2.4	2.4	2.4	2.4	2.4	2.3
Avg. Stride Length [m]	6.3	7.3	7.3	7.3	7.2	7.0



- [] Ranking at each section and finish
- :-:- No data available at this section
- NA No data available

Horse/Jockey Name	KERBLINE/Samantha Spratt
Finish Rank	2
Fastest Section Time (Section)	0:11.54 (L800)
Top Speed [km/h] (Section)	65.4 (Overall)
Race State	Finished

AUCKLAND
THOROUGHBRED
SINCE RACING 1874

Pukekohe Park - Professional

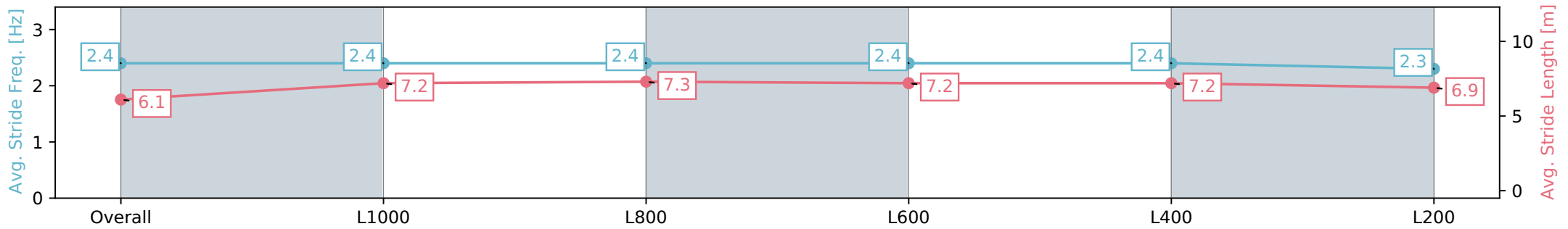
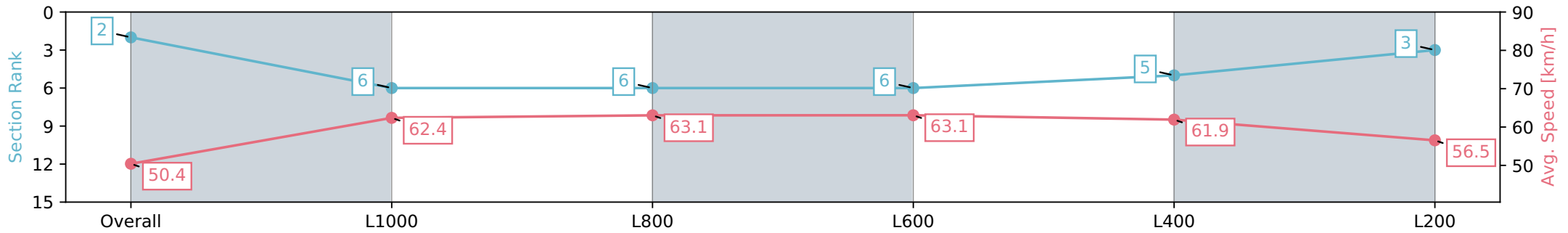
Race 4: HALLMARK STUD 1200 - 1200m

19 June 2024 - 1:07PM

PUKEKOHE
PARK

Track Rating: Heavy 10, Weather: Overcast, Rail Position: +7m
Entire

Section	Overall	L1000	L800	L600	L400	L200
Section Times	1:13.39 [2] (0:14.33)	0:59.06 [6] (0:11.60)	0:47.46 [6] (0:11.54)	0:35.92 [6] (0:11.64)	0:24.28 [5] (0:11.62)	0:12.66 [3] (0:12.66)
Average Speed [km/h]	50.4	62.4	63.1	63.1	61.9	56.5
Top Speed [km/h]	62.6	65.4	64.6	64.4	63.8	60.6
Avg. Dist. to Rail [m]	3.7	1.3	2.1	5.6	12.2	14.4
Avg. Stride Freq. [Hz]	2.4	2.4	2.4	2.4	2.4	2.3
Avg. Stride Length [m]	6.1	7.2	7.3	7.2	7.2	6.9



- [] Ranking at each section and finish
- :-:- No data available at this section
- NA No data available

Horse/Jockey Name	DELZ ABEEL/Kelly Myers
Finish Rank	3
Fastest Section Time (Section)	0:11.35 (L1000)
Top Speed [km/h] (Section)	65.2 (Overall)
Race State	Finished

AUCKLAND
THOROUGHBRED
RACING SINCE 1864

Pukekohe Park - Professional

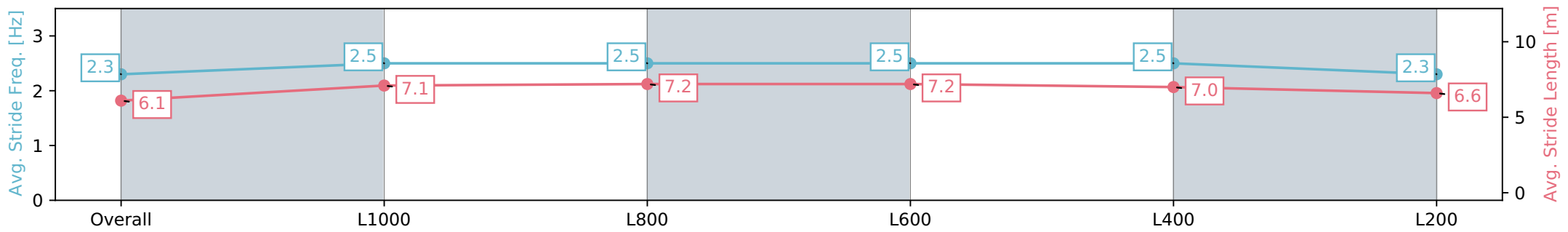
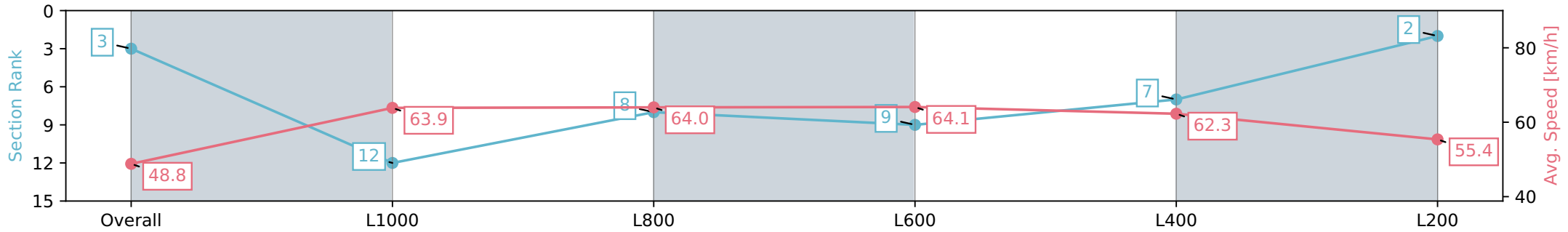
Race 4: HALLMARK STUD 1200 - 1200m

19 June 2024 - 1:07PM

PUKEKOHE
PARK

Track Rating: Heavy 10, Weather: Overcast, Rail Position: +7m
Entire

Section	Overall	L1000	L800	L600	L400	L200
Section Times	1:13.74 [3] (0:14.72)	0:59.02 [12] (0:11.35)	0:47.67 [8] (0:11.55)	0:36.12 [9] (0:11.55)	0:24.57 [7] (0:11.55)	0:13.02 [2] (0:13.02)
Average Speed [km/h]	48.8	63.9	64.0	64.1	62.3	55.4
Top Speed [km/h]	62.5	65.2	64.8	64.7	64.0	59.5
Avg. Dist. to Rail [m]	4.5	1.2	3.9	9.2	18.4	16.2
Avg. Stride Freq. [Hz]	2.3	2.5	2.5	2.5	2.5	2.3
Avg. Stride Length [m]	6.1	7.1	7.2	7.2	7.0	6.6



- [] Ranking at each section and finish
- :-:- No data available at this section
- NA No data available

Horse/Jockey Name	SUMMERSTON/Ngakau Hailey
Finish Rank	4
Fastest Section Time (Section)	0:11.41 (L400)
Top Speed [km/h] (Section)	65.1 (L1000)
Race State	Finished

AUCKLAND
THOROUGHBRED
SINCE RACING 1814

Pukekohe Park - Professional

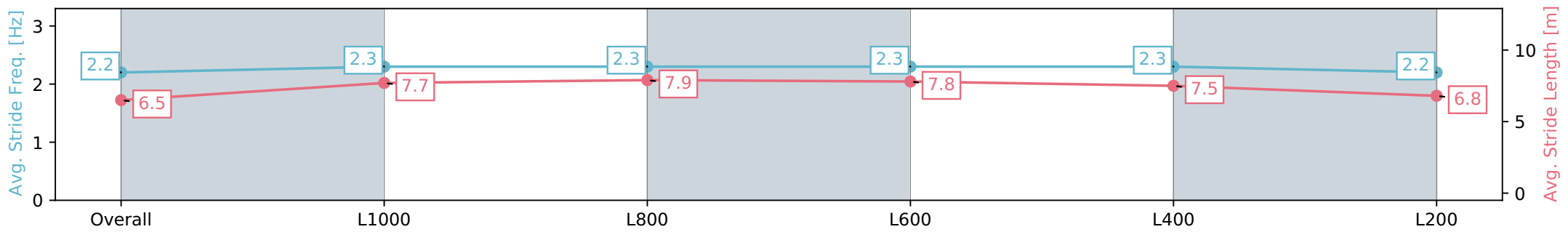
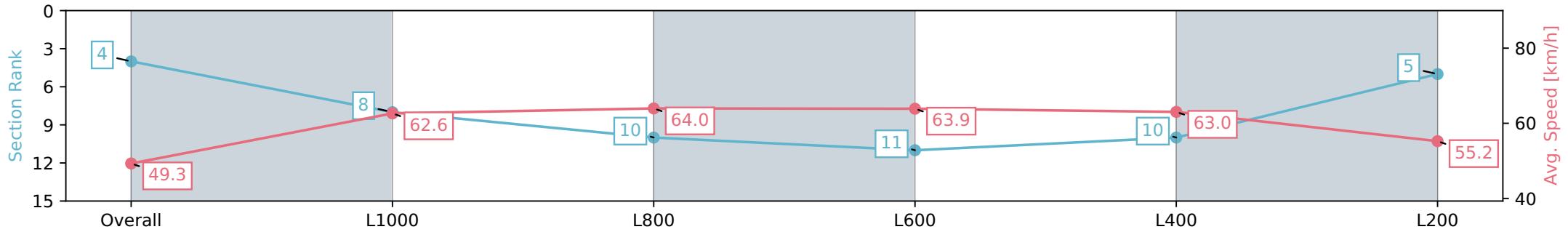
Race 4: HALLMARK STUD 1200 - 1200m

19 June 2024 - 1:07PM

PUKEKOHE
PARK

Track Rating: Heavy 10, Weather: Overcast, Rail Position: +7m
Entire

Section	Overall	L1000	L800	L600	L400	L200
Section Times	1:13.87 [4] (0:14.60)	0:59.27 [8] (0:11.69)	0:47.58 [10] (0:11.55)	0:36.03 [11] (0:11.56)	0:24.46 [10] (0:11.41)	0:13.05 [5] (0:13.05)
Average Speed [km/h]	49.3	62.6	64.0	63.9	63.0	55.2
Top Speed [km/h]	60.9	64.9	65.1	64.9	65.0	59.7
Avg. Dist. to Rail [m]	5.1	2.7	4.1	9.1	16.3	15.8
Avg. Stride Freq. [Hz]	2.2	2.3	2.3	2.3	2.3	2.2
Avg. Stride Length [m]	6.5	7.7	7.9	7.8	7.5	6.8



- [] Ranking at each section and finish
- :-:- No data available at this section
- NA No data available

Horse/Jockey Name	TEAK/Kazuya Asano
Finish Rank	5
Fastest Section Time (Section)	0:11.43 (L1000)
Top Speed [km/h] (Section)	65.4 (L1000)
Race State	Finished

AUCKLAND
THOROUGHBRED
SINCE RACING 1814

Pukekohe Park - Professional

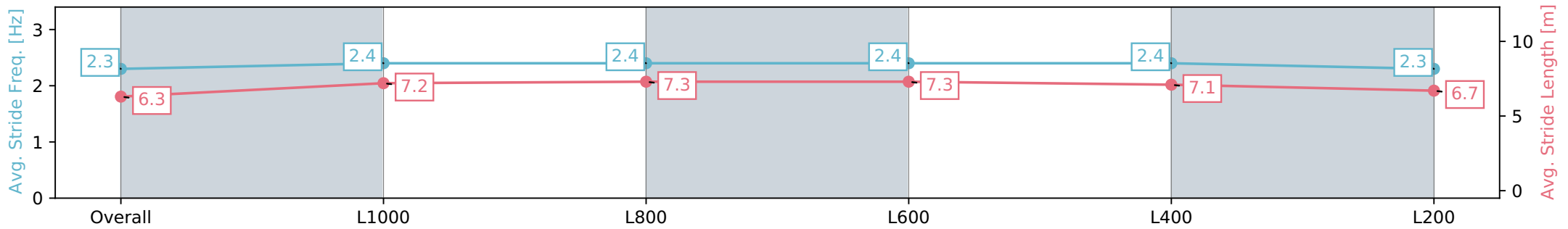
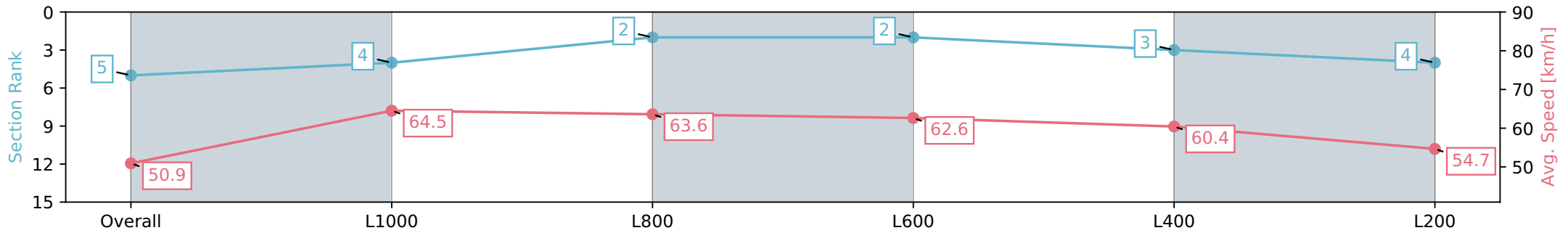
Race 4: HALLMARK STUD 1200 - 1200m

19 June 2024 - 1:07PM

PUKEKOHE
PARK

Track Rating: Heavy 10, Weather: Overcast, Rail Position: +7m
Entire

Section	Overall	L1000	L800	L600	L400	L200
Section Times	1:13.96 [5] (0:14.14)	0:59.82 [4] (0:11.43)	0:48.39 [2] (0:11.51)	0:36.88 [2] (0:11.75)	0:25.13 [3] (0:11.91)	0:13.22 [4] (0:13.22)
Average Speed [km/h]	50.9	64.5	63.6	62.6	60.4	54.7
Top Speed [km/h]	63.6	65.3	65.4	63.4	62.9	57.3
Avg. Dist. to Rail [m]	7.9	3.6	3.6	6.5	11.8	12.0
Avg. Stride Freq. [Hz]	2.3	2.4	2.4	2.4	2.4	2.3
Avg. Stride Length [m]	6.3	7.2	7.3	7.3	7.1	6.7



- [] Ranking at each section and finish
- :-:- No data available at this section
- NA No data available

Horse/Jockey Name	FOREVER YOUNG/Warren Kennedy
Finish Rank	6
Fastest Section Time (Section)	0:11.35 (L800)
Top Speed [km/h] (Section)	65.6 (L1000)
Race State	Finished

AUCKLAND
THOROUGHBRED
SINCE RACING 1874

Pukekohe Park - Professional

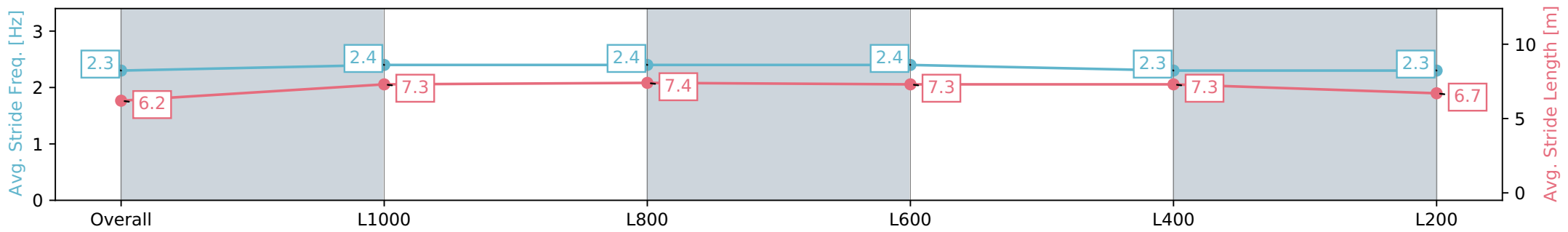
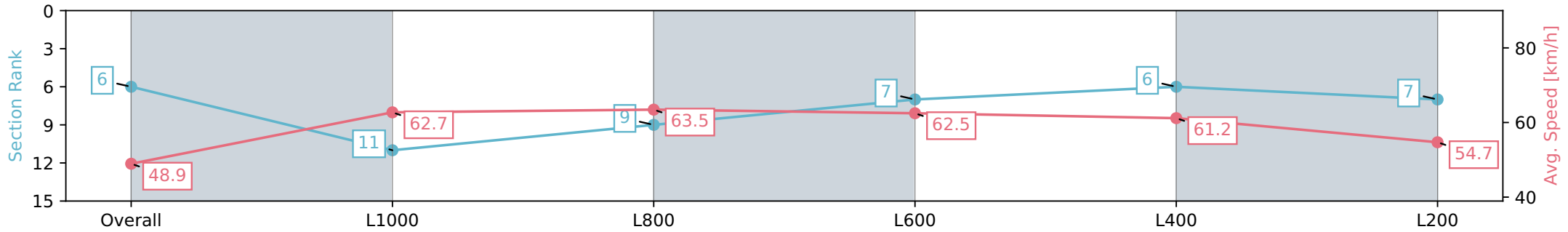
Race 4: HALLMARK STUD 1200 - 1200m

19 June 2024 - 1:07PM

PUKEKOHE
PARK

Track Rating: Heavy 10, Weather: Overcast, Rail Position: +7m
Entire

Section	Overall	L1000	L800	L600	L400	L200
Section Times	1:14.07 [6] (0:14.71)	0:59.36 [11] (0:11.44)	0:47.92 [9] (0:11.35)	0:36.57 [7] (0:11.62)	0:24.95 [6] (0:11.78)	0:13.17 [7] (0:13.17)
Average Speed [km/h]	48.9	62.7	63.5	62.5	61.2	54.7
Top Speed [km/h]	63.0	63.8	65.6	64.2	64.2	57.8
Avg. Dist. to Rail [m]	3.0	0.8	0.4	3.6	7.0	7.1
Avg. Stride Freq. [Hz]	2.3	2.4	2.4	2.4	2.3	2.3
Avg. Stride Length [m]	6.2	7.3	7.4	7.3	7.3	6.7



- [] Ranking at each section and finish
- :-:- No data available at this section
- NA No data available

Horse/Jockey Name	FINEST HOUR/Tayla Mitchell
Finish Rank	7
Fastest Section Time (Section)	0:11.50 (L1000)
Top Speed [km/h] (Section)	64.8 (L1000)
Race State	Finished

AUCKLAND
THOROUGHBRED
SINCE RACING 1874

Pukekohe Park - Professional

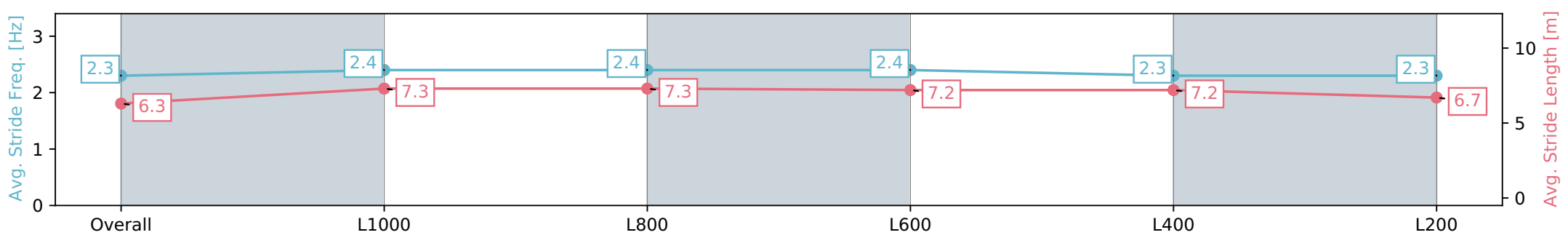
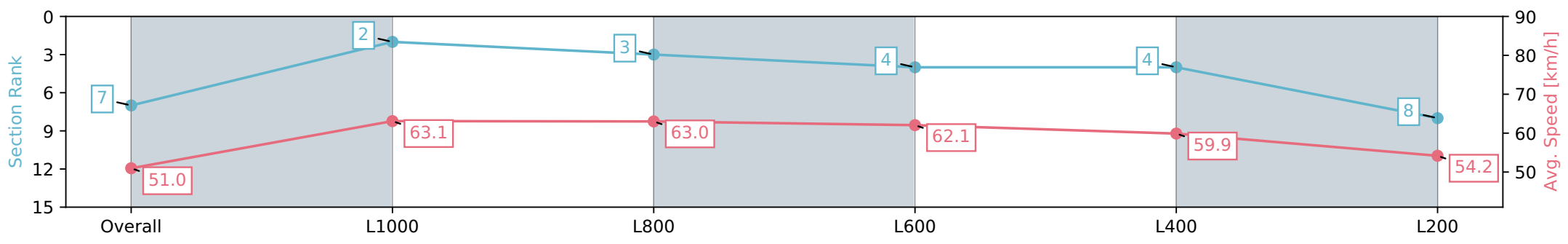
Race 4: HALLMARK STUD 1200 - 1200m

19 June 2024 - 1:07PM

PUKEKOHE
PARK

Track Rating: Heavy 10, Weather: Overcast, Rail Position: +7m
Entire

Section	Overall	L1000	L800	L600	L400	L200
Section Times	1:14.23 [7] (0:14.12)	1:00.11 [2] (0:11.50)	0:48.61 [3] (0:11.56)	0:37.05 [4] (0:11.77)	0:25.28 [4] (0:11.98)	0:13.30 [8] (0:13.30)
Average Speed [km/h]	51.0	63.1	63.0	62.1	59.9	54.2
Top Speed [km/h]	63.9	64.2	64.8	62.6	63.1	56.7
Avg. Dist. to Rail [m]	2.0	1.4	2.1	4.0	8.7	10.0
Avg. Stride Freq. [Hz]	2.3	2.4	2.4	2.4	2.3	2.3
Avg. Stride Length [m]	6.3	7.3	7.3	7.2	7.2	6.7



- [] Ranking at each section and finish
- :-:- No data available at this section
- NA No data available

Horse/Jockey Name	THE MATADOR/Sam Weatherley
Finish Rank	8
Fastest Section Time (Section)	0:11.45 (L800)
Top Speed [km/h] (Section)	65.8 (L1000)
Race State	Finished

AUCKLAND
THOROUGHBRED
SINCE RACING 1874

Pukekohe Park - Professional

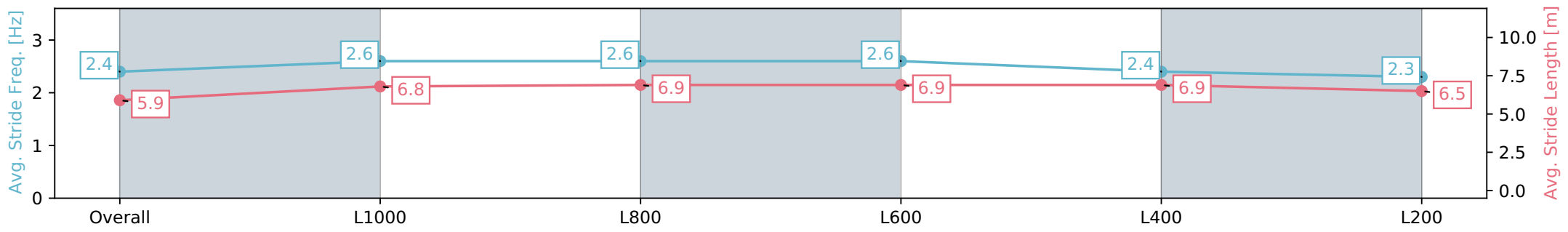
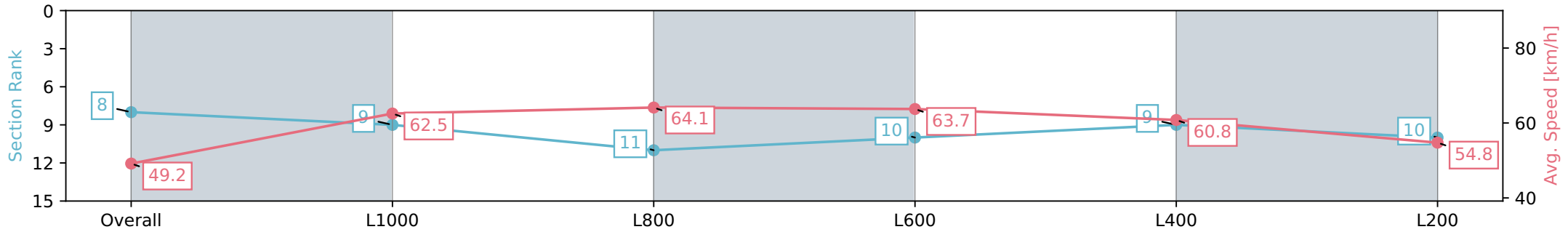
Race 4: HALLMARK STUD 1200 - 1200m

19 June 2024 - 1:07PM

PUKEKOHE
PARK

Track Rating: Heavy 10, Weather: Overcast, Rail Position: +7m
Entire

Section	Overall	L1000	L800	L600	L400	L200
Section Times	1:14.32 [8] (0:14.66)	0:59.66 [9] (0:11.70)	0:47.96 [11] (0:11.45)	0:36.51 [10] (0:11.49)	0:25.02 [9] (0:11.87)	0:13.15 [10] (0:13.15)
Average Speed [km/h]	49.2	62.5	64.1	63.7	60.8	54.8
Top Speed [km/h]	62.4	65.7	65.8	64.5	63.2	57.6
Avg. Dist. to Rail [m]	5.0	2.7	3.1	6.4	12.9	14.1
Avg. Stride Freq. [Hz]	2.4	2.6	2.6	2.6	2.4	2.3
Avg. Stride Length [m]	5.9	6.8	6.9	6.9	6.9	6.5



- [] Ranking at each section and finish
- :-:- No data available at this section
- NA No data available

Horse/Jockey Name	PRINCESS JASMINE/Masahiro Hashizume
Finish Rank	9
Fastest Section Time (Section)	0:11.55 (L800)
Top Speed [km/h] (Section)	64.4 (L800)
Race State	Finished

AUCKLAND
THOROUGHBRED
SINCE RACING 1814

Pukekohe Park - Professional

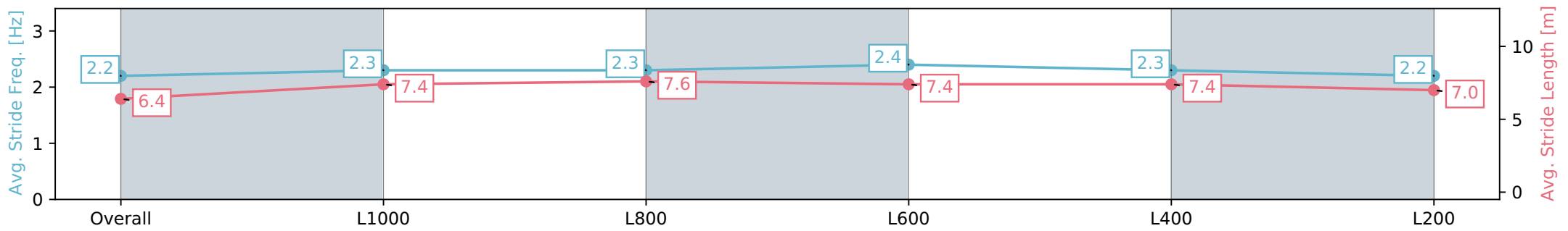
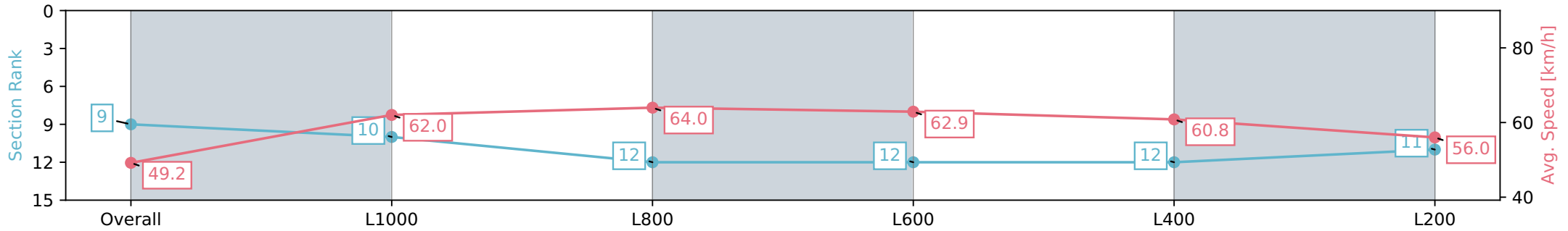
Race 4: HALLMARK STUD 1200 - 1200m

19 June 2024 - 1:07PM

PUKEKOHE
PARK

Track Rating: Heavy 10, Weather: Overcast, Rail Position: +7m
Entire

Section	Overall	L1000	L800	L600	L400	L200
Section Times	1:14.42 [9] (0:14.68)	0:59.74 [10] (0:11.85)	0:47.89 [12] (0:11.55)	0:36.34 [12] (0:11.64)	0:24.70 [12] (0:11.84)	0:12.86 [11] (0:12.86)
Average Speed [km/h]	49.2	62.0	64.0	62.9	60.8	56.0
Top Speed [km/h]	61.2	63.3	64.3	64.4	62.7	58.4
Avg. Dist. to Rail [m]	7.6	3.8	4.0	6.1	10.4	10.2
Avg. Stride Freq. [Hz]	2.2	2.3	2.3	2.4	2.3	2.2
Avg. Stride Length [m]	6.4	7.4	7.6	7.4	7.4	7.0



Report Created: Wed 19 June 2024 11:33:43 GMT+10 (Note: Timing is based on positional data)

- [] Ranking at each section and finish
- :-:- No data available at this section
- NA No data available

Horse/Jockey Name	MARGALIT/Jessica Allen
Finish Rank	10
Fastest Section Time (Section)	0:11.55 (L800)
Top Speed [km/h] (Section)	64.0 (L1000)
Race State	Finished

AUCKLAND
THOROUGHBRED
RACING SINCE 1864

Pukekohe Park - Professional

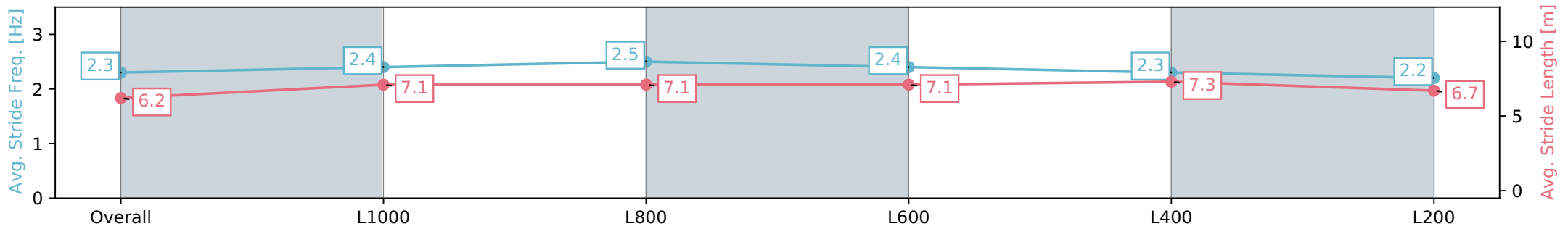
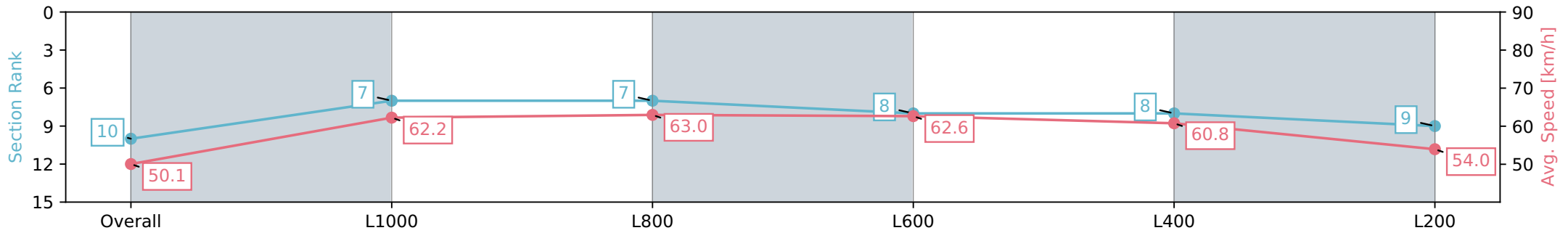
Race 4: HALLMARK STUD 1200 - 1200m

19 June 2024 - 1:07PM

PUKEKOHE
PARK

Track Rating: Heavy 10, Weather: Overcast, Rail Position: +7m
Entire

Section	Overall	L1000	L800	L600	L400	L200
Section Times	1:14.47 [10] (0:14.38)	1:00.09 [7] (0:11.65)	0:48.44 [7] (0:11.55)	0:36.89 [8] (0:11.69)	0:25.20 [8] (0:11.85)	0:13.35 [9] (0:13.35)
Average Speed [km/h]	50.1	62.2	63.0	62.6	60.8	54.0
Top Speed [km/h]	62.6	63.9	64.0	63.7	63.8	57.0
Avg. Dist. to Rail [m]	2.4	1.3	1.9	5.7	11.6	12.7
Avg. Stride Freq. [Hz]	2.3	2.4	2.5	2.4	2.3	2.2
Avg. Stride Length [m]	6.2	7.1	7.1	7.1	7.3	6.7



- [] Ranking at each section and finish
- :-:- No data available at this section
- NA No data available

Horse/Jockey Name	JOHNNY RONDO/Bill Jacobson
Finish Rank	11
Fastest Section Time (Section)	0:11.44 (L1000)
Top Speed [km/h] (Section)	64.4 (Overall)
Race State	Finished

AUCKLAND
THOROUGHBRED
SINCE RACING 1814

Pukekohe Park - Professional

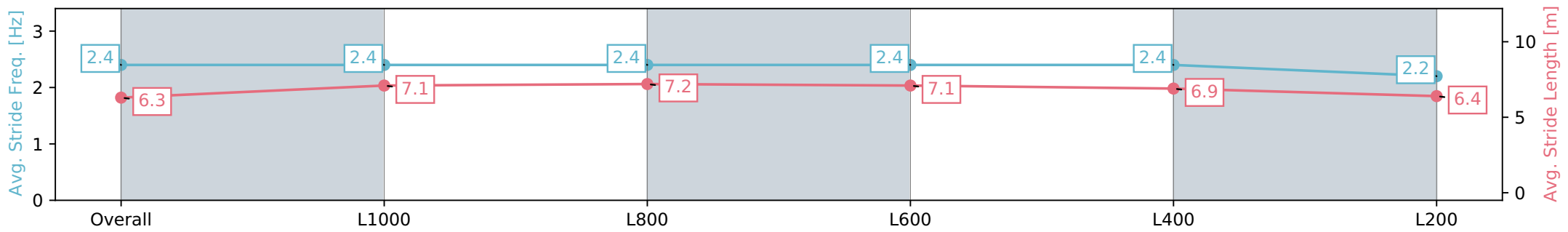
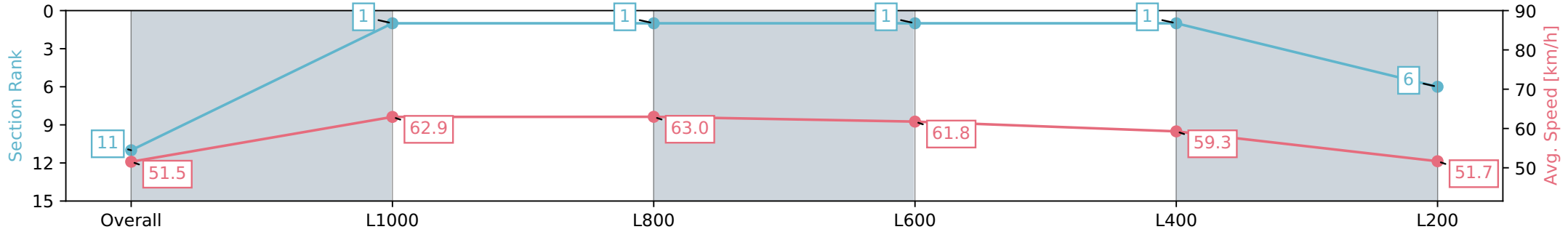
Race 4: HALLMARK STUD 1200 - 1200m

19 June 2024 - 1:07PM

PUKEKOHE
PARK

Track Rating: Heavy 10, Weather: Overcast, Rail Position: +7m
Entire

Section	Overall	L1000	L800	L600	L400	L200
Section Times	1:14.77 [11] (0:13.96)	1:00.81 [1] (0:11.44)	0:49.37 [1] (0:11.49)	0:37.88 [1] (0:11.81)	0:26.07 [1] (0:12.15)	0:13.92 [6] (0:13.92)
Average Speed [km/h]	51.5	62.9	63.0	61.8	59.3	51.7
Top Speed [km/h]	64.4	64.2	63.5	63.6	62.6	55.7
Avg. Dist. to Rail [m]	0.3	0.3	1.0	3.8	8.3	9.3
Avg. Stride Freq. [Hz]	2.4	2.4	2.4	2.4	2.4	2.2
Avg. Stride Length [m]	6.3	7.1	7.2	7.1	6.9	6.4



- [] Ranking at each section and finish
- :-:- No data available at this section
- NA No data available

Horse/Jockey Name	ERASE/Jasmine Fawcett
Finish Rank	12
Fastest Section Time (Section)	0:11.48 (L1000)
Top Speed [km/h] (Section)	65.0 (Overall)
Race State	Finished

AUCKLAND
THOROUGHBRED
SINCE RACING 1874

Pukekohe Park - Professional

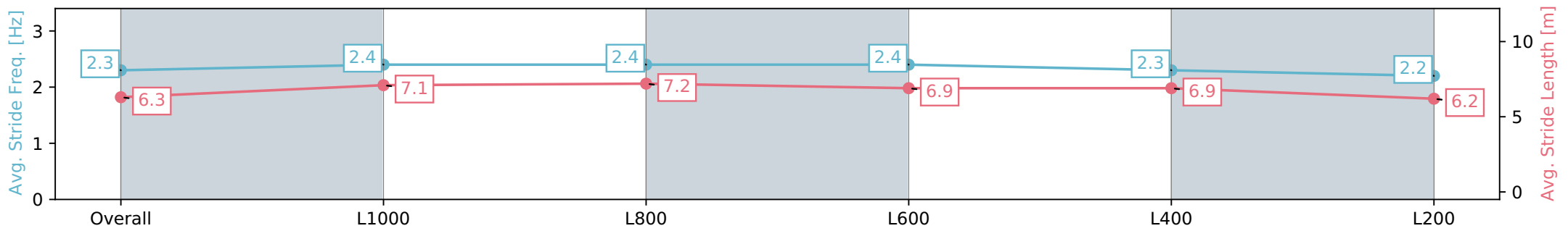
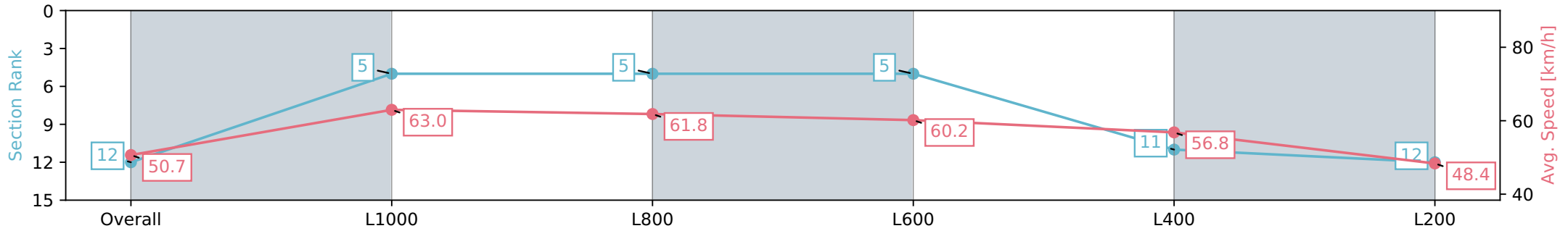
Race 4: HALLMARK STUD 1200 - 1200m

19 June 2024 - 1:07PM

PUKEKOHE
PARK

Track Rating: Heavy 10, Weather: Overcast, Rail Position: +7m
Entire

Section	Overall	L1000	L800	L600	L400	L200
Section Times	1:17.00 [12] (0:14.27)	1:02.73 [5] (0:11.48)	0:51.25 [5] (0:11.64)	0:39.61 [5] (0:12.03)	0:27.58 [11] (0:12.68)	0:14.90 [12] (0:14.90)
Average Speed [km/h]	50.7	63.0	61.8	60.2	56.8	48.4
Top Speed [km/h]	63.8	65.0	63.0	62.0	59.2	52.5
Avg. Dist. to Rail [m]	1.2	0.9	0.6	1.9	5.6	7.6
Avg. Stride Freq. [Hz]	2.3	2.4	2.4	2.4	2.3	2.2
Avg. Stride Length [m]	6.3	7.1	7.2	6.9	6.9	6.2



Report Created: Wed 19 June 2024 11:33:51 GMT+10 (Note: Timing is based on positional data)

- [] Ranking at each section and finish
- :-:- No data available at this section
- NA No data available