

Track Rating: Heavy 10, Weather: Overcast, Rail Position: +7m Entire

| Section Field Times | | | | | | | Overall | L1400 | L1200 | L1000 | L800 | L600 | | |
|---------------------|----|---|---------|-------------------|----------------------|------------|----------------------|---------------------------|---------------------------|---------------------------|---------------------------|---------------------------|------------------------------------|--|
| | | | | | | | 1:40.63 (0:14.20) | 1:26.42 (0:11.64) | 1:14.79 (0:11.76) | 1:03.03 (0:12.69) | 0:50.34 (0:12.67) | 0:37.67 (0:12.31) | | |
| Position | # | Horse/Jockey | Barrier | Top Speed [km/h] | Fastest Section | First 400m | | | | | | | Distance Travelled From Winner [m] | |
| 1 | 1 | WHISKEY N' RYE Ngakau Hailey | 12 | 61.9 600-400 | 0:11.82 1400-1200 | 0:26.44 | 1:40.63 (0:14.62) | 1:26.01 [9] (0:11.82) | 1:14.19 [9] (0:11.89) | 1:02.30 [9] (0:12.59) | 0:49.71 [8] (0:12.59) | 0:37.12 [11] (0:12.34) | | |
| 2 | 3 | AQUA MAN Sienna Brown | 5 | 64.6 1600-1400 | 0:11.46 1400-1200 | 0:25.90 | 1:40.90 (0:14.44) | 1:26.46 [6] (0:11.46) | 1:15.00 [3] (0:11.70) | 1:03.30 [1] (0:12.68) | 0:50.62 [1] (0:12.67) | 0:37.95 [1] (0:12.31) | -6 | |
| 3 | 4 | CHASE 'N' GOLD Bill Jacobson | 7 | 62.0 1400-1200 | 0:11.71 1400-1200 | 0:26.79 | 1:41.02 (0:15.08) | 1:25.94 [13] (0:11.71) | 1:14.23 [13] (0:11.79) | 1:02.44 [11] (0:12.36) | 0:50.08 [9] (0:12.28) | 0:37.79 [5] (0:12.26) | +5 | |
| 4 | 2 | AMARILLO SLIM Maria Sanson | 4 | 61.5 800-600 | 0:11.94 1400-1200 | 0:26.73 | 1:41.11 (0:14.79) | 1:26.32 [12] (0:11.94) | 1:14.38 [12] (0:12.16) | 1:02.22 [14] (0:12.55) | 0:49.67 [14] (0:12.54) | 0:37.13 [14] (0:12.13) | +1 | |
| 5 | 7 | THREE NINETY Ace Lawson-Carroll | 11 | 61.2 800-600 | 0:12.01 1400-1200 | 0:26.69 | 1:41.17 (0:14.68) | 1:26.49 [10] (0:12.01) | 1:14.48 [11] (0:12.03) | 1:02.45 [12] (0:12.47) | 0:49.98 [13] (0:12.50) | 0:37.48 [12] (0:12.22) | +2 | |
| 6 | 10 | MIGHTY CASTLE Warren Kennedy | 15 | 63.6 1400-1200 | 0:11.59 1400-1200 | 0:25.84 | 1:41.18 (0:14.25) | 1:26.93 [2] (0:11.59) | 1:15.34 [1] (0:11.81) | 1:03.53 [3] (0:12.77) | 0:50.76 [3] (0:12.66) | 0:38.10 [3] (0:12.31) | +3 | |
| 7 | 13 | KORO'S PRINCESS Jasmine Fawcett | 14 | 61.7 1600-1400 | 0:11.76 1400-1200 | 0:26.96 | 1:41.31 (0:15.20) | 1:26.11 [14] (0:11.76) | 1:14.35 [14] (0:11.82) | 1:02.53 [13] (0:12.38) | 0:50.15 [12] (0:12.26) | 0:37.89 [8] (0:12.18) | +6 | |
| 8 | 11 | THE LETTER Samantha Spratt | 10 | 61.1 800-600 | 0:12.00 1400-1200 | 0:26.28 | 1:41.45 (0:14.28) | 1:27.16 [3] (0:12.00) | 1:15.16 [7] (0:12.01) | 1:03.15 [8] (0:12.73) | 0:50.42 [10] (0:12.43) | 0:37.99 [9] (0:12.22) | +3 | |
| 9 | 9 | ORSOME DUDE Sam Weatherley | 1 | 61.7 1400-1200 | 0:11.88 1400-1200 | 0:26.36 | 1:41.69 (0:14.48) | 1:27.21 [8] (0:11.88) | 1:15.33 [8] (0:11.92) | 1:03.41 [7] (0:12.61) | 0:50.80 [7] (0:12.57) | 0:38.22 [10] (0:12.24) | -6 | |
| 10 | 6 | RUBYSHOWOFF Bailey Rogerson | 2 | 63.4 1600-1400 | 0:11.51 1400-1200 | 0:25.96 | 1:41.96 (0:14.45) | 1:27.51 [7] (0:11.51) | 1:16.00 [4] (0:11.84) | 1:04.16 [4] (0:12.69) | 0:51.47 [4] (0:12.71) | 0:38.76 [4] (0:12.42) | -5 | |

Scratched: Shockatillatp (#15), Hootie Johnson (#16)

Track Rating: Heavy 10, Weather: Overcast, Rail Position: +7m Entire

| Section Field Times | | | | | | | Overall | L1400 | L1200 | L1000 | L800 | L600 | |
|---------------------|----|--|---------|-------------------|----------------------|------------|----------------------|---------------------------|---------------------------|---------------------------|---------------------------|---------------------------|------------------------------------|
| | | | | | | | 1:40.63 (0:14.20) | 1:26.42 (0:11.64) | 1:14.79 (0:11.76) | 1:03.03 (0:12.69) | 0:50.34 (0:12.67) | 0:37.67 (0:12.31) | |
| Position | # | Horse/Jockey | Barrier | Top Speed [km/h] | Fastest Section | First 400m | | | | | | | Distance Travelled From Winner [m] |
| 11 | 8 | FLIGHT PLAN Masahiro Hashizume | 9 | 64.1 1600-1400 | 0:11.50 1400-1200 | 0:25.87 | 1:42.02 (0:14.37) | 1:27.65 [4] (0:11.50) | 1:16.15 [2] (0:11.75) | 1:04.40 [2] (0:12.78) | 0:51.62 [2] (0:12.62) | 0:39.00 [2] (0:12.28) | -3 |
| 12 | 14 | OUR JASMINE Kelly Myers | 8 | 62.6 1600-1400 | 0:11.70 1400-1200 | 0:26.08 | 1:42.27 (0:14.38) | 1:27.89 [5] (0:11.70) | 1:16.19 [5] (0:11.90) | 1:04.29 [5] (0:12.65) | 0:51.64 [5] (0:12.73) | 0:38.91 [6] (0:12.40) | +1 |
| 13 | 5 | PATSY LAD Tegan Newman | 16 | 61.9 1600-1400 | 0:11.89 1400-1200 | 0:26.09 | 1:42.43 (0:14.20) | 1:28.23 [1] (0:11.89) | 1:16.34 [6] (0:11.99) | 1:04.35 [6] (0:12.64) | 0:51.71 [6] (0:12.64) | 0:39.07 [6] (0:12.61) | +2 |
| 14 | 12 | MORE TO BE WRITTEN Jessica Allen | 6 | 62.1 1600-1400 | 0:11.77 1400-1200 | 0:26.52 | 1:42.77 (0:14.75) | 1:28.02 [11] (0:11.77) | 1:16.25 [10] (0:12.00) | 1:04.25 [10] (0:12.64) | 0:51.61 [11] (0:12.56) | 0:39.04 [13] (0:12.57) | -4 |

Scratched: Shockatillatap (#15), Hootie Johnson (#16)

Track Rating: Heavy 10, Weather: Overcast, Rail Position: +7m Entire

| Section | | | | | | | | | | | | L400 | L200 | | |
|-------------|----|--------------------|---------|------------------|-----------------|------------|--------------|--------------|---------|--|--|-----------|-----------|------------------------------------|--|
| Field Times | | | | | | | | | | | | 0:25.36 | 0:13.01 | | |
| | | | | | | | | | | | | (0:12.35) | (0:13.01) | | |
| Position | # | Horse/Jockey | Barrier | Top Speed [km/h] | Fastest Section | First 400m | | | Margin | | | | | Distance Travelled From Winner [m] | |
| 1 | 1 | WHISKEY N' RYE | 12 | 61.9 | 0:11.82 | 0:26.44 | 0:24.78 [10] | 0:12.93 [3] | 1:40.63 | | | | | | |
| | | Ngakau Hailey | | 600-400 | 1400-1200 | | (0:11.85) | (0:12.93) | | | | | | | |
| 2 | 3 | AQUA MAN | 5 | 64.6 | 0:11.46 | 0:25.90 | 0:25.64 [1] | 0:13.29 [1] | 1.8L | | | | | -6 | |
| | | Sienna Brown | | 1600-1400 | 1400-1200 | | (0:12.35) | (0:13.28) | | | | | | | |
| 3 | 4 | CHASE 'N' GOLD | 7 | 62.0 | 0:11.71 | 0:26.79 | 0:25.53 [4] | 0:13.24 [4] | 2.3L | | | | | +5 | |
| | | Bill Jacobson | | 1400-1200 | 1400-1200 | | (0:12.28) | (0:13.24) | | | | | | | |
| 4 | 2 | AMARILLO SLIM | 4 | 61.5 | 0:11.94 | 0:26.73 | 0:25.00 [13] | 0:12.83 [11] | 2.8L | | | | | +1 | |
| | | Maria Sanson | | 800-600 | 1400-1200 | | (0:12.17) | (0:12.83) | | | | | | | |
| 5 | 7 | THREE NINETY | 11 | 61.2 | 0:12.01 | 0:26.69 | 0:25.26 [11] | 0:12.99 [9] | 3.0L | | | | | +2 | |
| | | Ace Lawson-Carroll | | 800-600 | 1400-1200 | | (0:12.27) | (0:12.99) | | | | | | | |
| 6 | 10 | MIGHTY CASTLE | 15 | 63.6 | 0:11.59 | 0:25.84 | 0:25.79 [3] | 0:13.51 [2] | 3.3L | | | | | +3 | |
| | | Warren Kennedy | | 1400-1200 | 1400-1200 | | (0:12.28) | (0:13.51) | | | | | | | |
| 7 | 13 | KORO'S PRINCESS | 14 | 61.7 | 0:11.76 | 0:26.96 | 0:25.71 [5] | 0:13.36 [5] | 3.8L | | | | | +6 | |
| | | Jasmine Fawcett | | 1600-1400 | 1400-1200 | | (0:12.35) | (0:13.36) | | | | | | | |
| 8 | 11 | THE LETTER | 10 | 61.1 | 0:12.00 | 0:26.28 | 0:25.77 [7] | 0:13.46 [6] | 4.8L | | | | | +3 | |
| | | Samantha Spratt | | 800-600 | 1400-1200 | | (0:12.31) | (0:13.46) | | | | | | | |
| 9 | 9 | ORSOME DUDE | 1 | 61.7 | 0:11.88 | 0:26.36 | 0:25.98 [8] | 0:13.51 [10] | 6.0L | | | | | -6 | |
| | | Sam Weatherley | | 1400-1200 | 1400-1200 | | (0:12.47) | (0:13.51) | | | | | | | |
| 10 | 6 | RUBYSHOWOFF | 2 | 63.4 | 0:11.51 | 0:25.96 | 0:26.34 [6] | 0:13.82 [8] | 7.4L | | | | | -5 | |
| | | Bailey Rogerson | | 1600-1400 | 1400-1200 | | (0:12.52) | (0:13.82) | | | | | | | |

Scratched: Shockatillatp (#15), Hootie Johnson (#16)

Track Rating: Heavy 10, Weather: Overcast, Rail Position: +7m Entire

| Section | | | | | | | | | | | | L400 | L200 | |
|-------------|----|---------------------------|---------|------------------|-----------------|------------|--------------|--------------|-------|--|------------------------------------|-----------|-----------|----|
| Field Times | | | | | | | | | | | | 0:25.36 | 0:13.01 | |
| | | | | | | | | | | | | (0:12.35) | (0:13.01) | |
| Position | # | Horse/Jockey | Barrier | Top Speed [km/h] | Fastest Section | First 400m | Margin | | | | Distance Travelled From Winner [m] | | | |
| 11 | 8 | FLIGHT PLAN | 9 | 64.1 | 0:11.50 | 0:25.87 | 0:26.71 [2] | 0:13.97 [7] | 7.7L | | | | | -3 |
| | | Masahiro Hashizume | | 1600-1400 | 1400-1200 | | (0:12.74) | (0:13.97) | | | | | | |
| 12 | 14 | OUR JASMINE | 8 | 62.6 | 0:11.70 | 0:26.08 | 0:26.51 [9] | 0:13.95 [12] | 9.1L | | | | | +1 |
| | | Kelly Myers | | 1600-1400 | 1400-1200 | | (0:12.56) | (0:13.95) | | | | | | |
| 13 | 5 | PATSY LAD | 16 | 61.9 | 0:11.89 | 0:26.09 | 0:26.46 [12] | 0:13.76 [13] | 10.0L | | | | | +2 |
| | | Tegan Newman | | 1600-1400 | 1400-1200 | | (0:12.70) | (0:13.76) | | | | | | |
| 14 | 12 | MORE TO BE WRITTEN | 6 | 62.1 | 0:11.77 | 0:26.52 | 0:26.46 [14] | 0:13.87 [14] | 11.9L | | | | | -4 |
| | | Jessica Allen | | 1600-1400 | 1400-1200 | | (0:12.59) | (0:13.87) | | | | | | |

Scratched: Shockatillatap (#15), Hootie Johnson (#16)

| | |
|--------------------------------|------------------------------|
| Horse/Jockey Name | WHISKEY N' RYE/Ngakau Hailey |
| Finish Rank | 1 |
| Fastest Section Time (Section) | 0:11.82 (L1400) |
| Top Speed [km/h] (Section) | 61.9 (L600) |
| Race State | Finished |

AUCKLAND
THOROUGHBRED
SINCE RACING 1814

Pukekohe Park - Professional

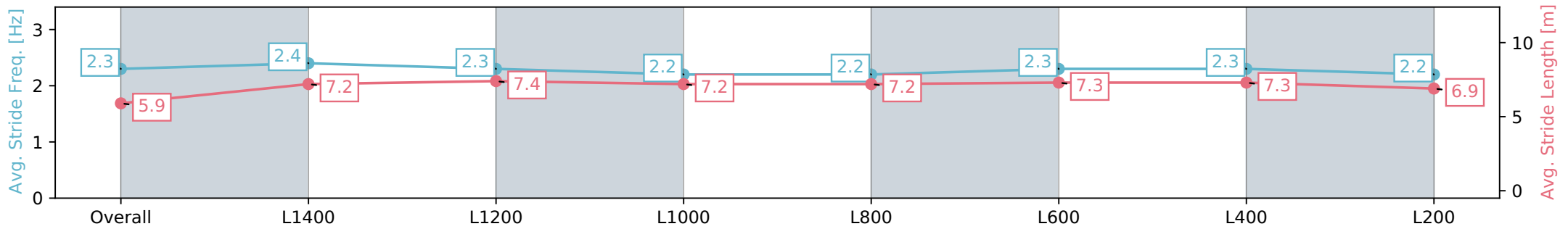
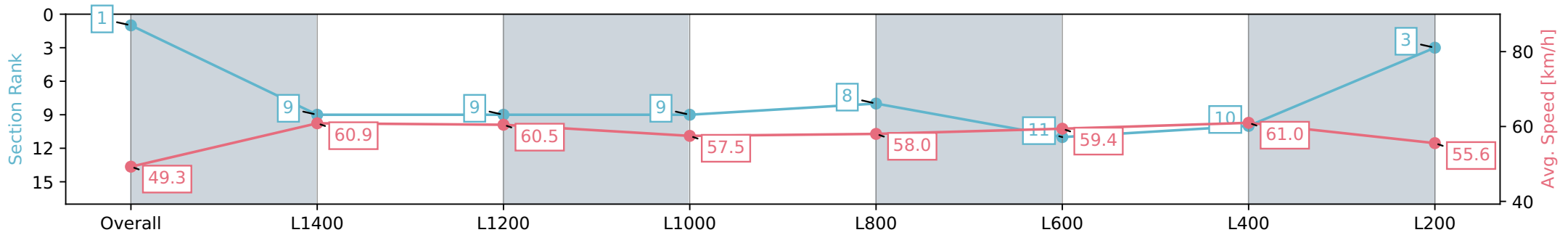
Race 2: BARFOOT & THOMPSON 1600 - 1600m

19 June 2024 - 11:57AM

PUKEKOHE
PARK

Track Rating: Heavy 10, Weather: Overcast, Rail Position: +7m
Entire

| Section | Overall | L1400 | L1200 | L1000 | L800 | L600 | L400 | L200 |
|------------------------|--------------------------|--------------------------|--------------------------|--------------------------|--------------------------|---------------------------|---------------------------|--------------------------|
| Section Times | 1:40.63 [1] (0:14.62) | 1:26.01 [9] (0:11.82) | 1:14.19 [9] (0:11.89) | 1:02.30 [9] (0:12.59) | 0:49.71 [8] (0:12.59) | 0:37.12 [11] (0:12.34) | 0:24.78 [10] (0:11.85) | 0:12.93 [3] (0:12.93) |
| Average Speed [km/h] | 49.3 | 60.9 | 60.5 | 57.5 | 58.0 | 59.4 | 61.0 | 55.6 |
| Top Speed [km/h] | 61.6 | 61.5 | 61.7 | 58.4 | 58.9 | 61.7 | 61.9 | 58.5 |
| Avg. Dist. to Rail [m] | 8.7 | 3.1 | 0.5 | 0.6 | 2.3 | 6.7 | 10.6 | 10.1 |
| Avg. Stride Freq. [Hz] | 2.3 | 2.4 | 2.3 | 2.2 | 2.2 | 2.3 | 2.3 | 2.2 |
| Avg. Stride Length [m] | 5.9 | 7.2 | 7.4 | 7.2 | 7.2 | 7.3 | 7.3 | 6.9 |



- [] Ranking at each section and finish
- :-:- No data available at this section
- NA No data available

| | |
|--------------------------------|-----------------------|
| Horse/Jockey Name | AQUA MAN/Sienna Brown |
| Finish Rank | 2 |
| Fastest Section Time (Section) | 0:11.46 (L1400) |
| Top Speed [km/h] (Section) | 64.6 (Overall) |
| Race State | Finished |

AUCKLAND
THOROUGHBRED
SINCE RACING 1814

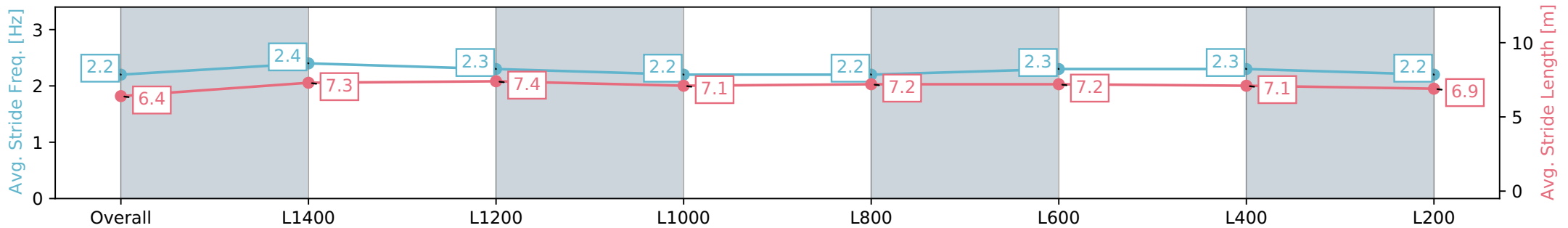
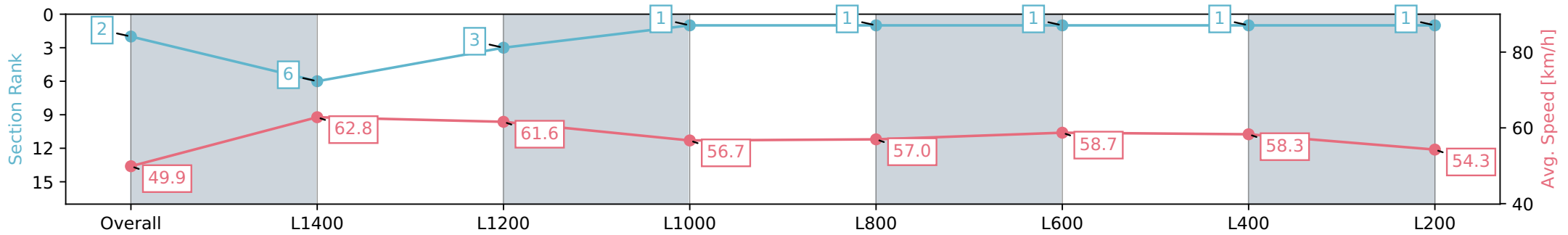
Pukekohe Park - Professional
Race 2: BARFOOT & THOMPSON 1600 - 1600m

PUKEKOHE
PARK

19 June 2024 - 11:57AM

Track Rating: Heavy 10, Weather: Overcast, Rail Position: +7m
Entire

| Section | Overall | L1400 | L1200 | L1000 | L800 | L600 | L400 | L200 |
|------------------------|--------------------------|--------------------------|--------------------------|--------------------------|--------------------------|--------------------------|--------------------------|--------------------------|
| Section Times | 1:40.90 [2] (0:14.44) | 1:26.46 [6] (0:11.46) | 1:15.00 [3] (0:11.70) | 1:03.30 [1] (0:12.68) | 0:50.62 [1] (0:12.67) | 0:37.95 [1] (0:12.31) | 0:25.64 [1] (0:12.35) | 0:13.29 [1] (0:13.28) |
| Average Speed [km/h] | 49.9 | 62.8 | 61.6 | 56.7 | 57.0 | 58.7 | 58.3 | 54.3 |
| Top Speed [km/h] | 61.3 | 64.6 | 64.0 | 58.6 | 57.5 | 59.8 | 59.6 | 56.3 |
| Avg. Dist. to Rail [m] | 4.2 | 1.2 | 0.6 | 0.4 | 0.7 | 1.5 | 3.0 | 4.8 |
| Avg. Stride Freq. [Hz] | 2.2 | 2.4 | 2.3 | 2.2 | 2.2 | 2.3 | 2.3 | 2.2 |
| Avg. Stride Length [m] | 6.4 | 7.3 | 7.4 | 7.1 | 7.2 | 7.2 | 7.1 | 6.9 |



Report Created: Wed 19 June 2024 10:17:14 GMT+10 (Note: Timing is based on positional data)

Page 6/18

- [] Ranking at each section and finish
- :-:- No data available at this section
- NA No data available

| | |
|--------------------------------|------------------------------|
| Horse/Jockey Name | CHASE 'N' GOLD/Bill Jacobson |
| Finish Rank | 3 |
| Fastest Section Time (Section) | 0:11.71 (L1400) |
| Top Speed [km/h] (Section) | 62.0 (L1400) |
| Race State | Finished |

AUCKLAND
THOROUGHBRED
SINCE RACING 1814

Pukekohe Park - Professional

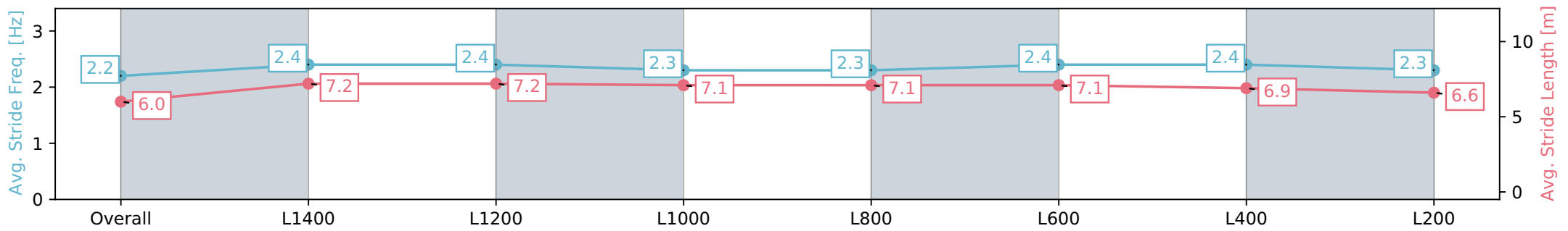
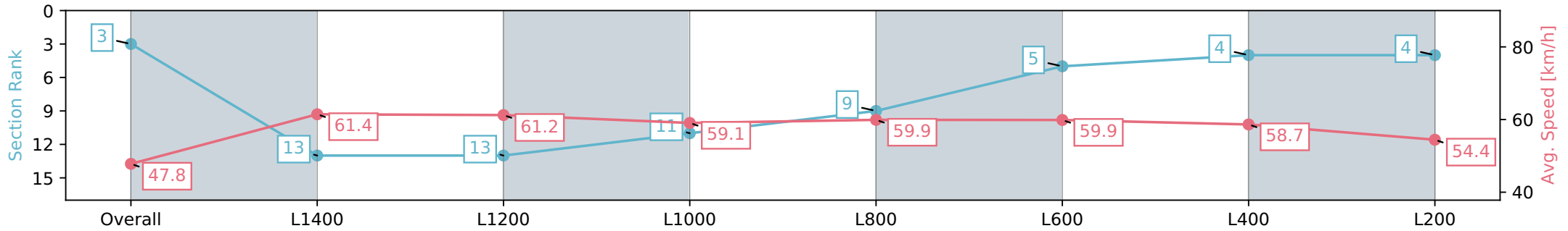
Race 2: BARFOOT & THOMPSON 1600 - 1600m

19 June 2024 - 11:57AM

PUKEKOHE
PARK

Track Rating: Heavy 10, Weather: Overcast, Rail Position: +7m
Entire

| Section | Overall | L1400 | L1200 | L1000 | L800 | L600 | L400 | L200 |
|------------------------|--------------------------|---------------------------|---------------------------|---------------------------|--------------------------|--------------------------|--------------------------|--------------------------|
| Section Times | 1:41.02 [3] (0:15.08) | 1:25.94 [13] (0:11.71) | 1:14.23 [13] (0:11.79) | 1:02.44 [11] (0:12.36) | 0:50.08 [9] (0:12.28) | 0:37.79 [5] (0:12.26) | 0:25.53 [4] (0:12.28) | 0:13.24 [4] (0:13.24) |
| Average Speed [km/h] | 47.8 | 61.4 | 61.2 | 59.1 | 59.9 | 59.9 | 58.7 | 54.4 |
| Top Speed [km/h] | 60.7 | 61.9 | 62.0 | 61.1 | 61.3 | 61.0 | 60.2 | 57.2 |
| Avg. Dist. to Rail [m] | 6.9 | 4.2 | 2.3 | 2.5 | 4.4 | 6.3 | 8.6 | 8.9 |
| Avg. Stride Freq. [Hz] | 2.2 | 2.4 | 2.4 | 2.3 | 2.3 | 2.4 | 2.4 | 2.3 |
| Avg. Stride Length [m] | 6.0 | 7.2 | 7.2 | 7.1 | 7.1 | 7.1 | 6.9 | 6.6 |



[] Ranking at each section and finish
 -:-:- No data available at this section
 NA No data available

| | |
|--------------------------------|----------------------------|
| Horse/Jockey Name | AMARILLO SLIM/Maria Sanson |
| Finish Rank | 4 |
| Fastest Section Time (Section) | 0:11.94 (L1400) |
| Top Speed [km/h] (Section) | 61.5 (L800) |
| Race State | Finished |

AUCKLAND
THOROUGHBRED
SINCE RACING 1814

Pukekohe Park - Professional

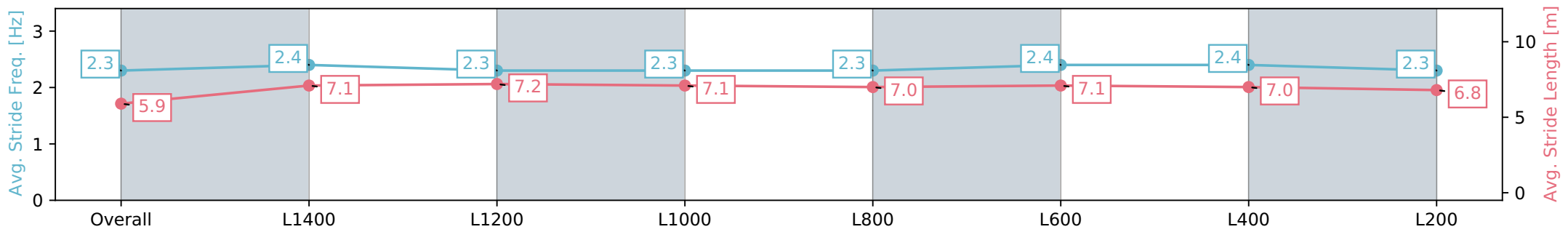
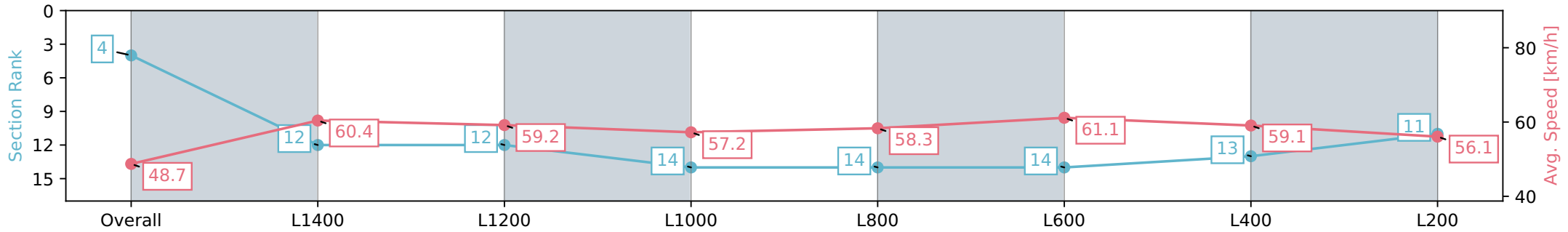
Race 2: BARFOOT & THOMPSON 1600 - 1600m

19 June 2024 - 11:57AM

PUKEKOHE
PARK

Track Rating: Heavy 10, Weather: Overcast, Rail Position: +7m
Entire

| Section | Overall | L1400 | L1200 | L1000 | L800 | L600 | L400 | L200 |
|------------------------|--------------------------|---------------------------|---------------------------|---------------------------|---------------------------|---------------------------|---------------------------|---------------------------|
| Section Times | 1:41.11 [4] (0:14.79) | 1:26.32 [12] (0:11.94) | 1:14.38 [12] (0:12.16) | 1:02.22 [14] (0:12.55) | 0:49.67 [14] (0:12.54) | 0:37.13 [14] (0:12.13) | 0:25.00 [13] (0:12.17) | 0:12.83 [11] (0:12.83) |
| Average Speed [km/h] | 48.7 | 60.4 | 59.2 | 57.2 | 58.3 | 61.1 | 59.1 | 56.1 |
| Top Speed [km/h] | 58.9 | 61.0 | 61.0 | 61.0 | 61.0 | 61.5 | 61.2 | 57.0 |
| Avg. Dist. to Rail [m] | 2.9 | 0.8 | 1.5 | 0.7 | 3.2 | 8.7 | 14.5 | 14.1 |
| Avg. Stride Freq. [Hz] | 2.3 | 2.4 | 2.3 | 2.3 | 2.3 | 2.4 | 2.4 | 2.3 |
| Avg. Stride Length [m] | 5.9 | 7.1 | 7.2 | 7.1 | 7.0 | 7.1 | 7.0 | 6.8 |



[] Ranking at each section and finish
 -:-:- No data available at this section
 NA No data available

| | |
|--------------------------------|---------------------------------|
| Horse/Jockey Name | THREE NINETY/Ace Lawson-Carroll |
| Finish Rank | 5 |
| Fastest Section Time (Section) | 0:12.01 (L1400) |
| Top Speed [km/h] (Section) | 61.2 (L800) |
| Race State | Finished |

AUCKLAND
THOROUGHBRED
SINCE RACING 1864

Pukekohe Park - Professional

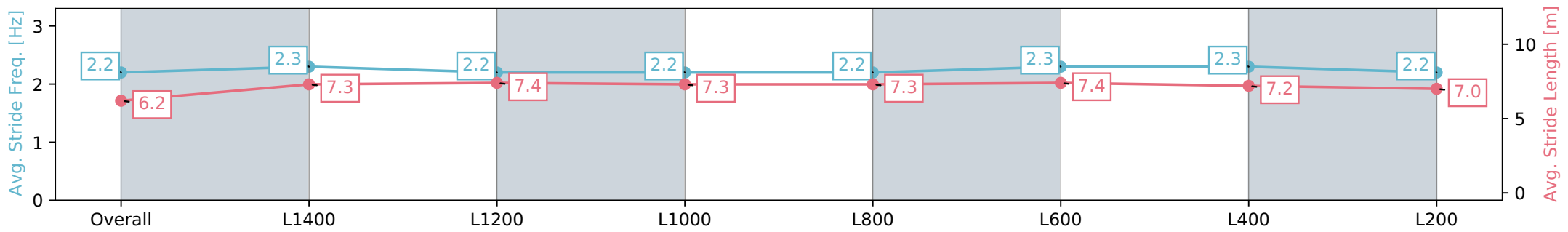
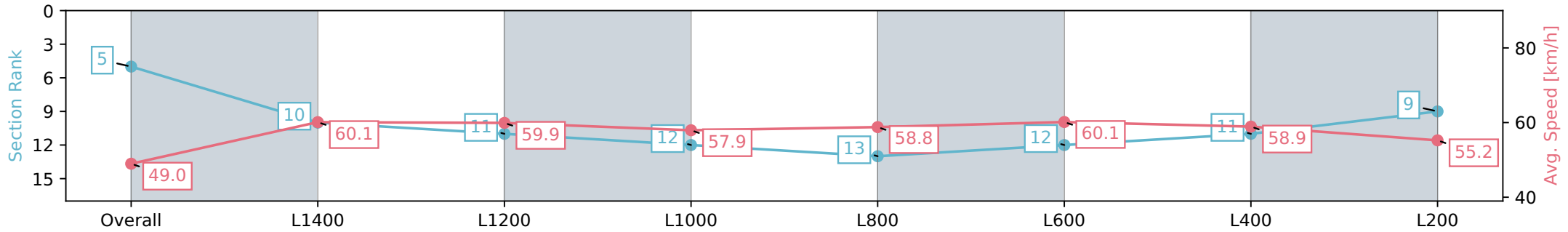
Race 2: BARFOOT & THOMPSON 1600 - 1600m

19 June 2024 - 11:57AM

PUKEKOHE
PARK

Track Rating: Heavy 10, Weather: Overcast, Rail Position: +7m
Entire

| Section | Overall | L1400 | L1200 | L1000 | L800 | L600 | L400 | L200 |
|------------------------|--------------------------|---------------------------|---------------------------|---------------------------|---------------------------|---------------------------|---------------------------|--------------------------|
| Section Times | 1:41.17 [5] (0:14.68) | 1:26.49 [10] (0:12.01) | 1:14.48 [11] (0:12.03) | 1:02.45 [12] (0:12.47) | 0:49.98 [13] (0:12.50) | 0:37.48 [12] (0:12.22) | 0:25.26 [11] (0:12.27) | 0:12.99 [9] (0:12.99) |
| Average Speed [km/h] | 49.0 | 60.1 | 59.9 | 57.9 | 58.8 | 60.1 | 58.9 | 55.2 |
| Top Speed [km/h] | 59.6 | 60.5 | 60.5 | 59.5 | 60.2 | 61.2 | 61.2 | 57.0 |
| Avg. Dist. to Rail [m] | 7.8 | 2.8 | 0.9 | 1.2 | 3.2 | 7.6 | 14.2 | 13.9 |
| Avg. Stride Freq. [Hz] | 2.2 | 2.3 | 2.2 | 2.2 | 2.2 | 2.3 | 2.3 | 2.2 |
| Avg. Stride Length [m] | 6.2 | 7.3 | 7.4 | 7.3 | 7.3 | 7.4 | 7.2 | 7.0 |



[] Ranking at each section and finish
 -:-:- No data available at this section
 NA No data available

| | |
|--------------------------------|------------------------------|
| Horse/Jockey Name | MIGHTY CASTLE/Warren Kennedy |
| Finish Rank | 6 |
| Fastest Section Time (Section) | 0:11.59 (L1400) |
| Top Speed [km/h] (Section) | 63.6 (L1400) |
| Race State | Finished |

AUCKLAND
THOROUGHBRED
SINCE RACING 1864

Pukekohe Park - Professional

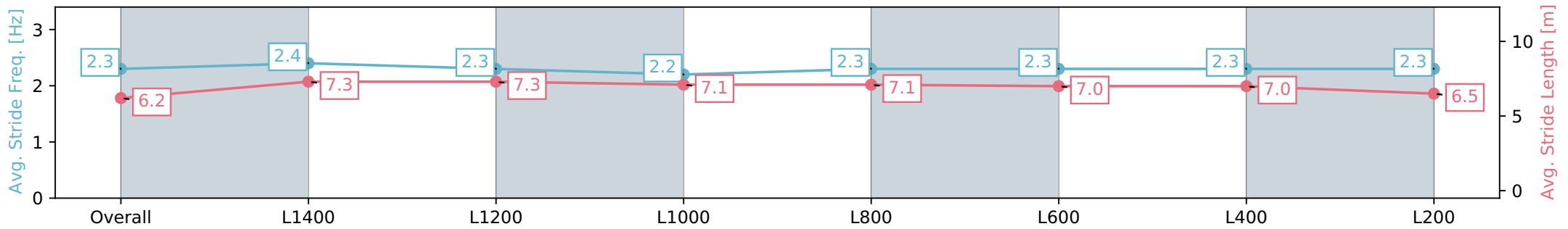
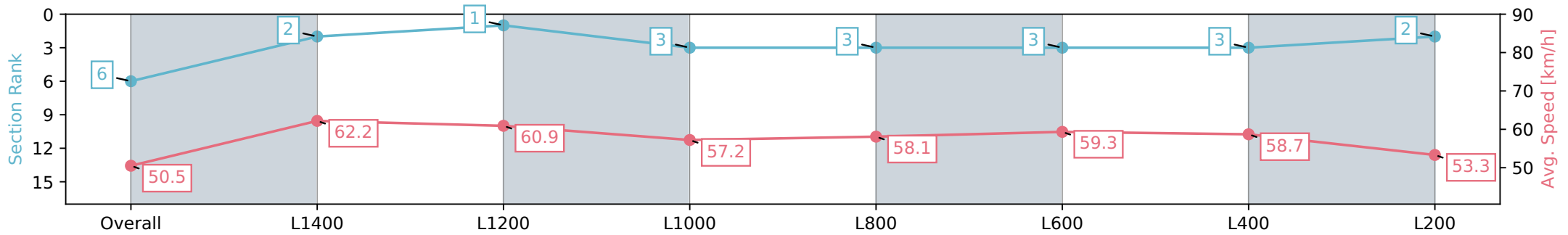
Race 2: BARFOOT & THOMPSON 1600 - 1600m

19 June 2024 - 11:57AM

PUKEKOHE
PARK

Track Rating: Heavy 10, Weather: Overcast, Rail Position: +7m
Entire

| Section | Overall | L1400 | L1200 | L1000 | L800 | L600 | L400 | L200 |
|------------------------|--------------------------|--------------------------|--------------------------|--------------------------|--------------------------|--------------------------|--------------------------|--------------------------|
| Section Times | 1:41.18 [6] (0:14.25) | 1:26.93 [2] (0:11.59) | 1:15.34 [1] (0:11.81) | 1:03.53 [3] (0:12.77) | 0:50.76 [3] (0:12.66) | 0:38.10 [3] (0:12.31) | 0:25.79 [3] (0:12.28) | 0:13.51 [2] (0:13.51) |
| Average Speed [km/h] | 50.5 | 62.2 | 60.9 | 57.2 | 58.1 | 59.3 | 58.7 | 53.3 |
| Top Speed [km/h] | 62.7 | 63.6 | 63.6 | 58.5 | 58.8 | 60.4 | 60.0 | 55.9 |
| Avg. Dist. to Rail [m] | 10.1 | 4.2 | 2.2 | 2.1 | 3.8 | 4.8 | 7.8 | 8.1 |
| Avg. Stride Freq. [Hz] | 2.3 | 2.4 | 2.3 | 2.2 | 2.3 | 2.3 | 2.3 | 2.3 |
| Avg. Stride Length [m] | 6.2 | 7.3 | 7.3 | 7.1 | 7.1 | 7.0 | 7.0 | 6.5 |



- [] Ranking at each section and finish
- :-:- No data available at this section
- NA No data available

| | |
|--------------------------------|---------------------------------|
| Horse/Jockey Name | KORO'S PRINCESS/Jasmine Fawcett |
| Finish Rank | 7 |
| Fastest Section Time (Section) | 0:11.76 (L1400) |
| Top Speed [km/h] (Section) | 61.7 (Overall) |
| Race State | Finished |

AUCKLAND
THOROUGHBRED
SINCE RACING 1864

Pukekohe Park - Professional

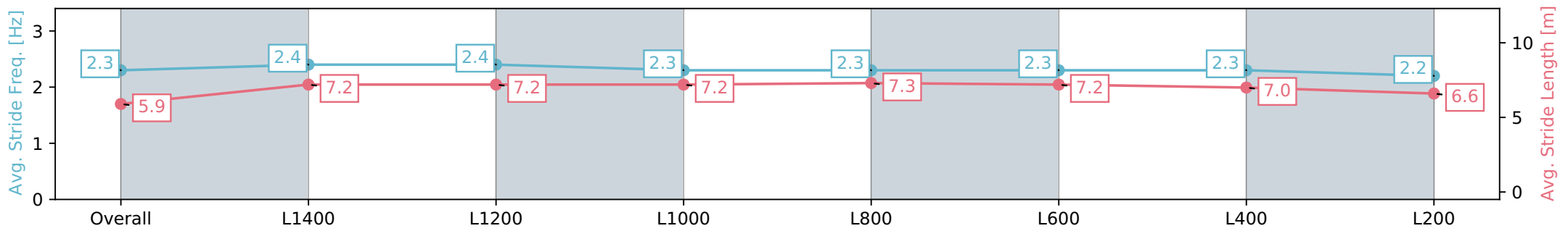
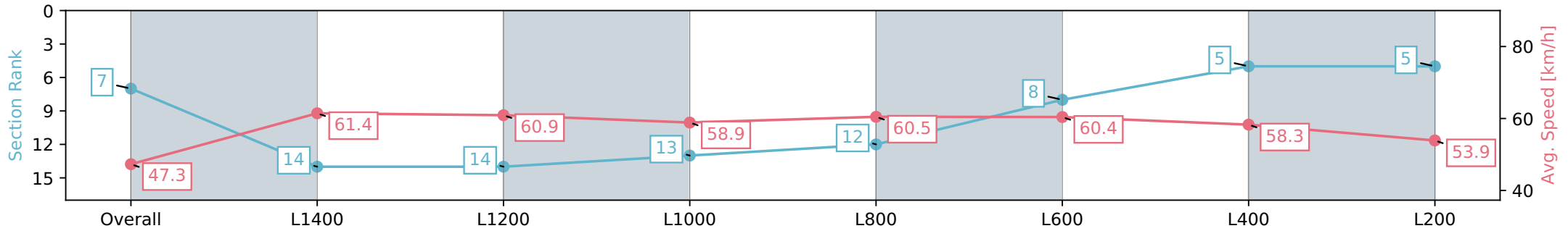
Race 2: BARFOOT & THOMPSON 1600 - 1600m

19 June 2024 - 11:57AM

PUKEKOHE
PARK

Track Rating: Heavy 10, Weather: Overcast, Rail Position: +7m
Entire

| Section | Overall | L1400 | L1200 | L1000 | L800 | L600 | L400 | L200 |
|------------------------|--------------------------|---------------------------|---------------------------|---------------------------|---------------------------|--------------------------|--------------------------|--------------------------|
| Section Times | 1:41.31 [7] (0:15.20) | 1:26.11 [14] (0:11.76) | 1:14.35 [14] (0:11.82) | 1:02.53 [13] (0:12.38) | 0:50.15 [12] (0:12.26) | 0:37.89 [8] (0:12.18) | 0:25.71 [5] (0:12.35) | 0:13.36 [5] (0:13.36) |
| Average Speed [km/h] | 47.3 | 61.4 | 60.9 | 58.9 | 60.5 | 60.4 | 58.3 | 53.9 |
| Top Speed [km/h] | 60.7 | 61.7 | 61.6 | 60.0 | 61.2 | 61.2 | 59.9 | 55.8 |
| Avg. Dist. to Rail [m] | 10.8 | 5.8 | 3.3 | 2.6 | 4.6 | 7.3 | 11.8 | 11.6 |
| Avg. Stride Freq. [Hz] | 2.3 | 2.4 | 2.4 | 2.3 | 2.3 | 2.3 | 2.3 | 2.2 |
| Avg. Stride Length [m] | 5.9 | 7.2 | 7.2 | 7.2 | 7.3 | 7.2 | 7.0 | 6.6 |



[] Ranking at each section and finish
 -:-:- No data available at this section
 NA No data available

| | |
|--------------------------------|----------------------------|
| Horse/Jockey Name | THE LETTER/Samantha Spratt |
| Finish Rank | 8 |
| Fastest Section Time (Section) | 0:12.00 (L1400) |
| Top Speed [km/h] (Section) | 61.1 (L800) |
| Race State | Finished |

AUCKLAND
THOROUGHBRED
SINCE RACING 1894

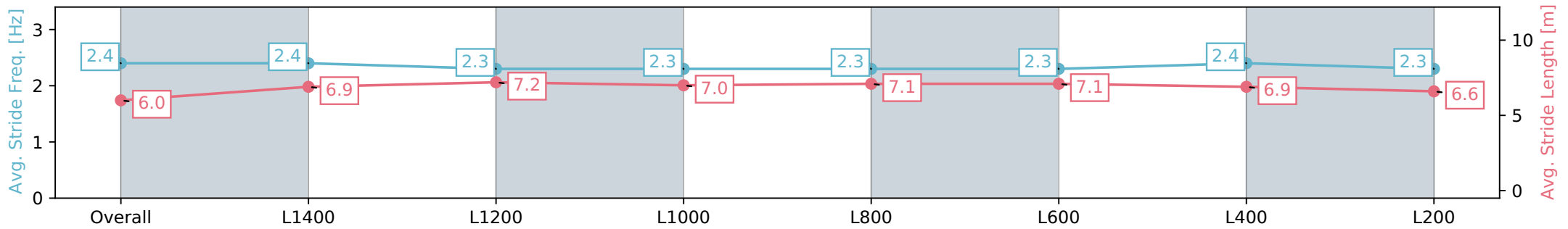
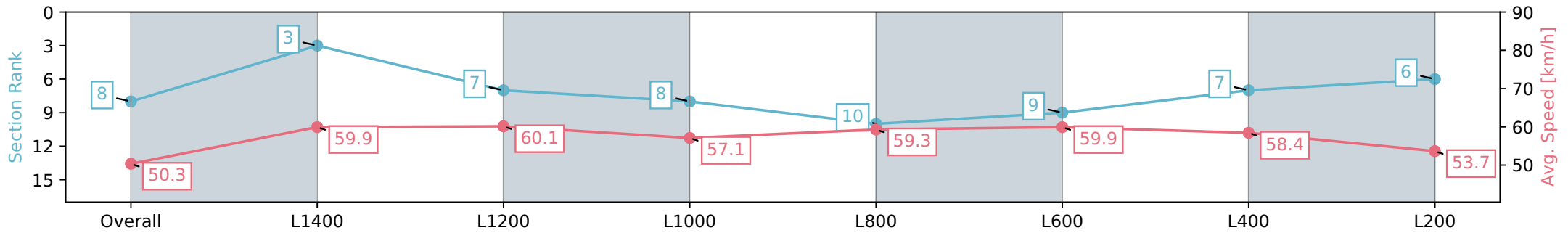
Pukekohe Park - Professional
Race 2: BARFOOT & THOMPSON 1600 - 1600m

PUKEKOHE
PARK

19 June 2024 - 11:57AM

Track Rating: Heavy 10, Weather: Overcast, Rail Position: +7m
Entire

| Section | Overall | L1400 | L1200 | L1000 | L800 | L600 | L400 | L200 |
|------------------------|--------------------------|--------------------------|--------------------------|--------------------------|---------------------------|--------------------------|--------------------------|--------------------------|
| Section Times | 1:41.45 [8] (0:14.28) | 1:27.16 [3] (0:12.00) | 1:15.16 [7] (0:12.01) | 1:03.15 [8] (0:12.73) | 0:50.42 [10] (0:12.43) | 0:37.99 [9] (0:12.22) | 0:25.77 [7] (0:12.31) | 0:13.46 [6] (0:13.46) |
| Average Speed [km/h] | 50.3 | 59.9 | 60.1 | 57.1 | 59.3 | 59.9 | 58.4 | 53.7 |
| Top Speed [km/h] | 60.5 | 60.7 | 61.1 | 58.6 | 60.7 | 61.1 | 60.8 | 55.2 |
| Avg. Dist. to Rail [m] | 7.2 | 3.3 | 1.5 | 1.9 | 3.7 | 6.2 | 7.5 | 8.5 |
| Avg. Stride Freq. [Hz] | 2.4 | 2.4 | 2.3 | 2.3 | 2.3 | 2.3 | 2.4 | 2.3 |
| Avg. Stride Length [m] | 6.0 | 6.9 | 7.2 | 7.0 | 7.1 | 7.1 | 6.9 | 6.6 |



- [] Ranking at each section and finish
- :-:- No data available at this section
- NA No data available

| | |
|--------------------------------|----------------------------|
| Horse/Jockey Name | ORSOME DUDE/Sam Weatherley |
| Finish Rank | 9 |
| Fastest Section Time (Section) | 0:11.88 (L1400) |
| Top Speed [km/h] (Section) | 61.7 (L1400) |
| Race State | Finished |

AUCKLAND
THOROUGHBRED
SINCE RACING 1864

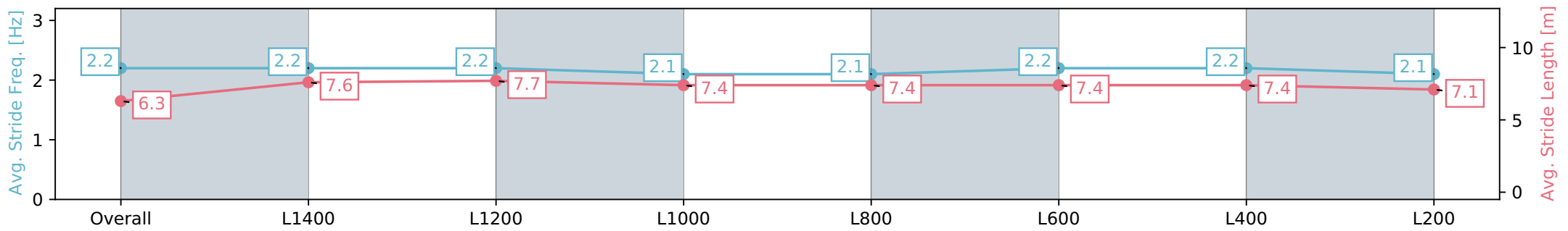
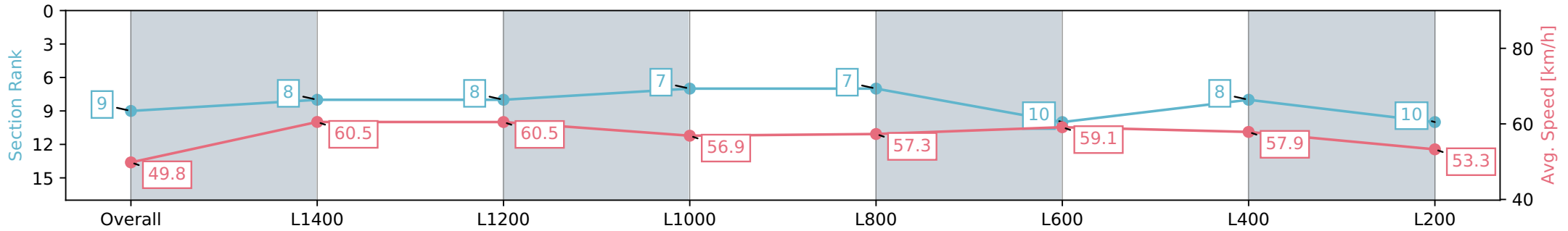
Pukekohe Park - Professional
Race 2: BARFOOT & THOMPSON 1600 - 1600m

PUKEKOHE
PARK

19 June 2024 - 11:57AM

Track Rating: Heavy 10, Weather: Overcast, Rail Position: +7m
Entire

| Section | Overall | L1400 | L1200 | L1000 | L800 | L600 | L400 | L200 |
|------------------------|--------------------------|--------------------------|--------------------------|--------------------------|--------------------------|---------------------------|--------------------------|---------------------------|
| Section Times | 1:41.69 [9] (0:14.48) | 1:27.21 [8] (0:11.88) | 1:15.33 [8] (0:11.92) | 1:03.41 [7] (0:12.61) | 0:50.80 [7] (0:12.57) | 0:38.22 [10] (0:12.24) | 0:25.98 [8] (0:12.47) | 0:13.51 [10] (0:13.51) |
| Average Speed [km/h] | 49.8 | 60.5 | 60.5 | 56.9 | 57.3 | 59.1 | 57.9 | 53.3 |
| Top Speed [km/h] | 60.8 | 61.5 | 61.7 | 58.4 | 58.1 | 60.3 | 59.8 | 55.5 |
| Avg. Dist. to Rail [m] | 1.4 | 0.3 | 0.8 | 0.6 | 0.8 | 1.5 | 3.2 | 4.5 |
| Avg. Stride Freq. [Hz] | 2.2 | 2.2 | 2.2 | 2.1 | 2.1 | 2.2 | 2.2 | 2.1 |
| Avg. Stride Length [m] | 6.3 | 7.6 | 7.7 | 7.4 | 7.4 | 7.4 | 7.4 | 7.1 |



Report Created: Wed 19 June 2024 10:17:37 GMT+10 (Note: Timing is based on positional data)

- [] Ranking at each section and finish
- :-:- No data available at this section
- NA No data available

| | |
|--------------------------------|-----------------------------|
| Horse/Jockey Name | RUBYSHOWOFF/Bailey Rogerson |
| Finish Rank | 10 |
| Fastest Section Time (Section) | 0:11.51 (L1400) |
| Top Speed [km/h] (Section) | 63.4 (Overall) |
| Race State | Finished |

AUCKLAND
THOROUGHBRED
SINCE RACING 1814

Pukekohe Park - Professional

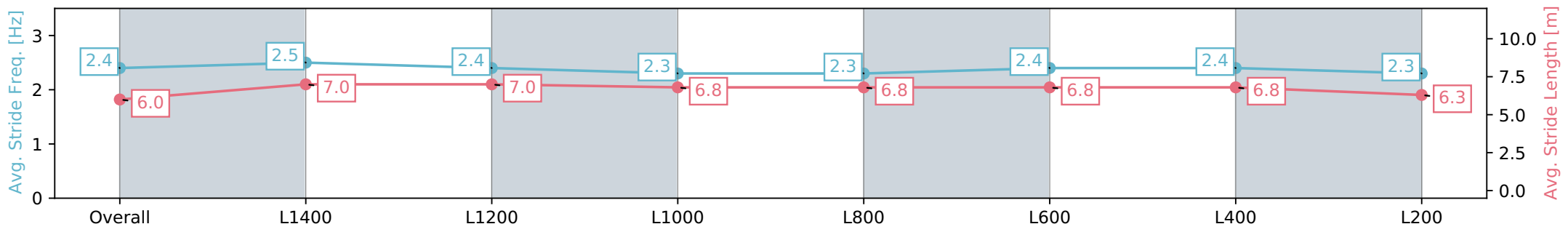
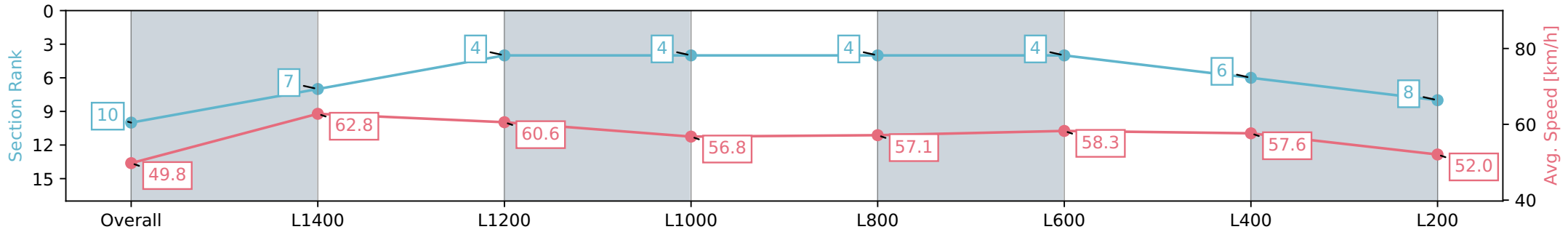
Race 2: BARFOOT & THOMPSON 1600 - 1600m

19 June 2024 - 11:57AM

PUKEKOHE
PARK

Track Rating: Heavy 10, Weather: Overcast, Rail Position: +7m
Entire

| Section | Overall | L1400 | L1200 | L1000 | L800 | L600 | L400 | L200 |
|------------------------|---------------------------|--------------------------|--------------------------|--------------------------|--------------------------|--------------------------|--------------------------|--------------------------|
| Section Times | 1:41.96 [10] (0:14.45) | 1:27.51 [7] (0:11.51) | 1:16.00 [4] (0:11.84) | 1:04.16 [4] (0:12.69) | 0:51.47 [4] (0:12.71) | 0:38.76 [4] (0:12.42) | 0:26.34 [6] (0:12.52) | 0:13.82 [8] (0:13.82) |
| Average Speed [km/h] | 49.8 | 62.8 | 60.6 | 56.8 | 57.1 | 58.3 | 57.6 | 52.0 |
| Top Speed [km/h] | 61.3 | 63.4 | 63.3 | 58.7 | 57.8 | 59.6 | 59.4 | 54.7 |
| Avg. Dist. to Rail [m] | 2.0 | 1.1 | 1.7 | 0.8 | 1.7 | 1.7 | 2.1 | 2.5 |
| Avg. Stride Freq. [Hz] | 2.4 | 2.5 | 2.4 | 2.3 | 2.3 | 2.4 | 2.4 | 2.3 |
| Avg. Stride Length [m] | 6.0 | 7.0 | 7.0 | 6.8 | 6.8 | 6.8 | 6.8 | 6.3 |



Report Created: Wed 19 June 2024 10:17:41 GMT+10 (Note: Timing is based on positional data)

- [] Ranking at each section and finish
- :-:- No data available at this section
- NA No data available

| | |
|--------------------------------|--------------------------------|
| Horse/Jockey Name | FLIGHT PLAN/Masahiro Hashizume |
| Finish Rank | 11 |
| Fastest Section Time (Section) | 0:11.50 (L1400) |
| Top Speed [km/h] (Section) | 64.1 (Overall) |
| Race State | Finished |

AUCKLAND
THOROUGHBRED
SINCE RACING 1864

Pukekohe Park - Professional

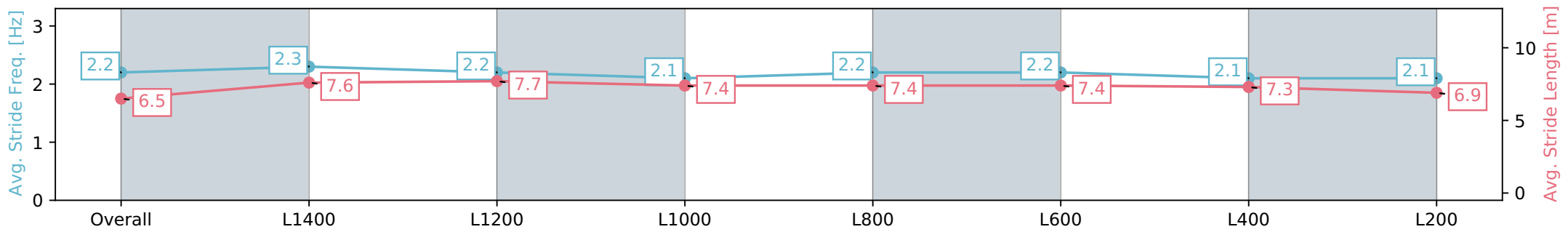
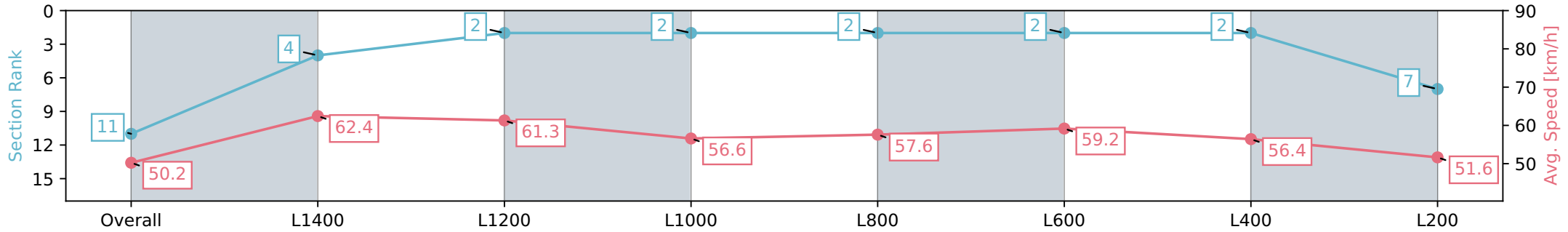
Race 2: BARFOOT & THOMPSON 1600 - 1600m

19 June 2024 - 11:57AM

PUKEKOHE
PARK

Track Rating: Heavy 10, Weather: Overcast, Rail Position: +7m
Entire

| Section | Overall | L1400 | L1200 | L1000 | L800 | L600 | L400 | L200 |
|------------------------|---------------------------|--------------------------|--------------------------|--------------------------|--------------------------|--------------------------|--------------------------|--------------------------|
| Section Times | 1:42.02 [11] (0:14.37) | 1:27.65 [4] (0:11.50) | 1:16.15 [2] (0:11.75) | 1:04.40 [2] (0:12.78) | 0:51.62 [2] (0:12.62) | 0:39.00 [2] (0:12.28) | 0:26.71 [2] (0:12.74) | 0:13.97 [7] (0:13.97) |
| Average Speed [km/h] | 50.2 | 62.4 | 61.3 | 56.6 | 57.6 | 59.2 | 56.4 | 51.6 |
| Top Speed [km/h] | 61.0 | 64.1 | 63.7 | 57.9 | 58.5 | 60.3 | 59.9 | 54.0 |
| Avg. Dist. to Rail [m] | 6.2 | 2.8 | 1.2 | 0.4 | 1.7 | 3.0 | 4.7 | 6.0 |
| Avg. Stride Freq. [Hz] | 2.2 | 2.3 | 2.2 | 2.1 | 2.2 | 2.2 | 2.1 | 2.1 |
| Avg. Stride Length [m] | 6.5 | 7.6 | 7.7 | 7.4 | 7.4 | 7.4 | 7.3 | 6.9 |



[] Ranking at each section and finish
 -:-:- No data available at this section
 NA No data available

| | |
|--------------------------------|-------------------------|
| Horse/Jockey Name | OUR JASMINE/Kelly Myers |
| Finish Rank | 12 |
| Fastest Section Time (Section) | 0:11.70 (L1400) |
| Top Speed [km/h] (Section) | 62.6 (Overall) |
| Race State | Finished |

AUCKLAND
THOROUGHBRED
SINCE RACING 1814

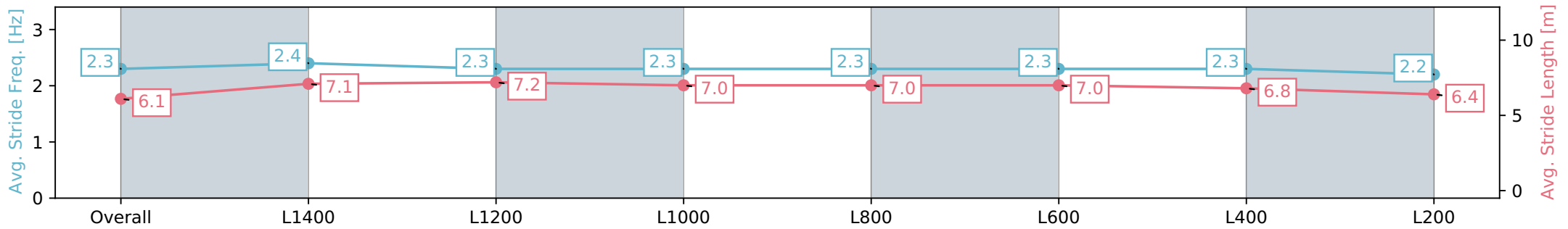
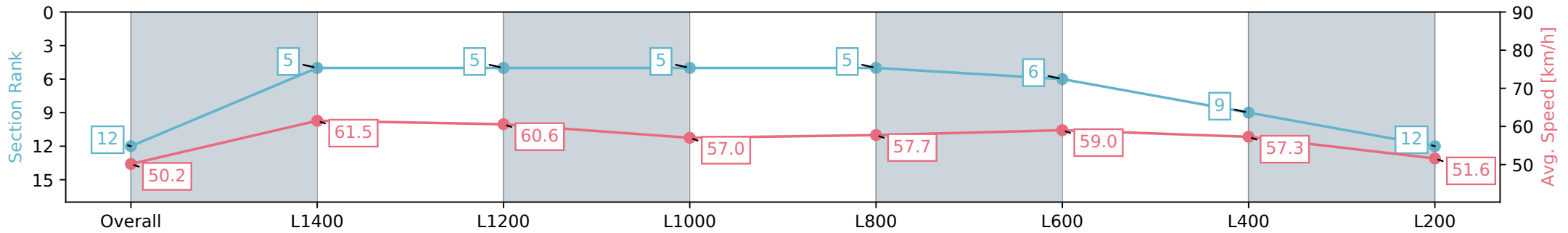
Pukekohe Park - Professional
Race 2: BARFOOT & THOMPSON 1600 - 1600m

PUKEKOHE
PARK

19 June 2024 - 11:57AM

Track Rating: Heavy 10, Weather: Overcast, Rail Position: +7m
Entire

| Section | Overall | L1400 | L1200 | L1000 | L800 | L600 | L400 | L200 |
|------------------------|---------------------------|--------------------------|--------------------------|--------------------------|--------------------------|--------------------------|--------------------------|---------------------------|
| Section Times | 1:42.27 [12] (0:14.38) | 1:27.89 [5] (0:11.70) | 1:16.19 [5] (0:11.90) | 1:04.29 [5] (0:12.65) | 0:51.64 [5] (0:12.73) | 0:38.91 [6] (0:12.40) | 0:26.51 [9] (0:12.56) | 0:13.95 [12] (0:13.95) |
| Average Speed [km/h] | 50.2 | 61.5 | 60.6 | 57.0 | 57.7 | 59.0 | 57.3 | 51.6 |
| Top Speed [km/h] | 61.3 | 62.6 | 62.0 | 59.4 | 58.4 | 59.9 | 60.4 | 53.4 |
| Avg. Dist. to Rail [m] | 4.8 | 2.1 | 0.7 | 0.9 | 3.1 | 5.0 | 7.0 | 9.1 |
| Avg. Stride Freq. [Hz] | 2.3 | 2.4 | 2.3 | 2.3 | 2.3 | 2.3 | 2.3 | 2.2 |
| Avg. Stride Length [m] | 6.1 | 7.1 | 7.2 | 7.0 | 7.0 | 7.0 | 6.8 | 6.4 |



Report Created: Wed 19 June 2024 10:17:48 GMT+10 (Note: Timing is based on positional data)

Page 16/18

- [] Ranking at each section and finish
- :-:- No data available at this section
- NA No data available

| | |
|--------------------------------|------------------------|
| Horse/Jockey Name | PATSY LAD/Tegan Newman |
| Finish Rank | 13 |
| Fastest Section Time (Section) | 0:11.89 (L1400) |
| Top Speed [km/h] (Section) | 61.9 (Overall) |
| Race State | Finished |

AUCKLAND
THOROUGHBRED
SINCE RACING 1874

Pukekohe Park - Professional

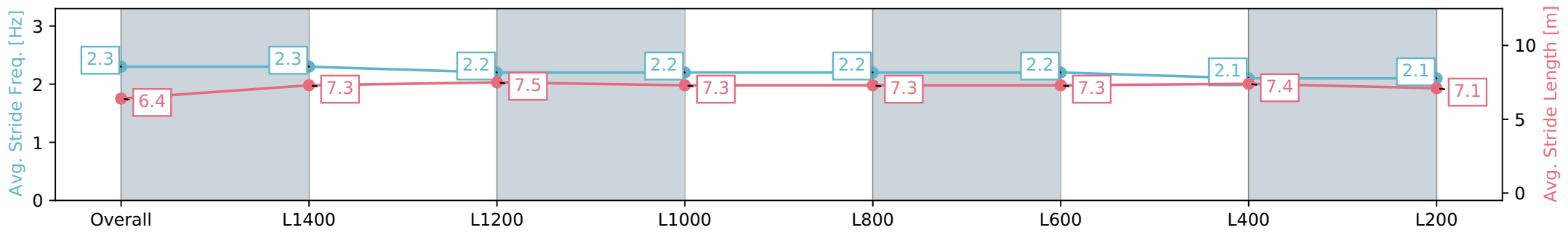
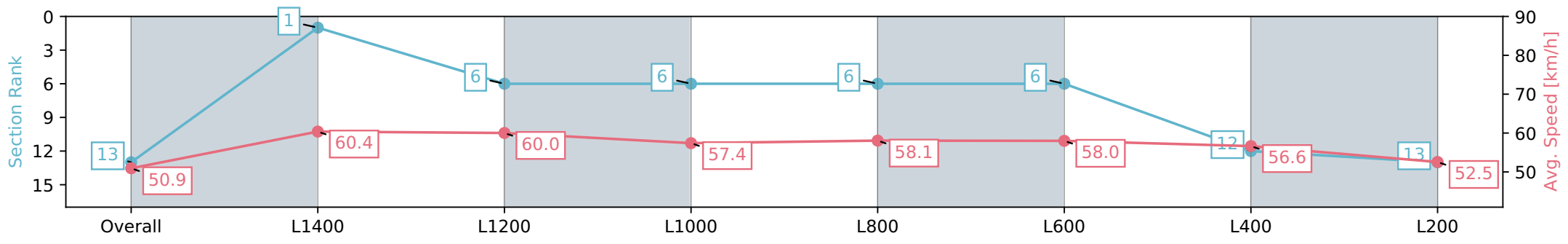
Race 2: BARFOOT & THOMPSON 1600 - 1600m

19 June 2024 - 11:57AM

PUKEKOHE
PARK

Track Rating: Heavy 10, Weather: Overcast, Rail Position: +7m
Entire

| Section | Overall | L1400 | L1200 | L1000 | L800 | L600 | L400 | L200 |
|------------------------|---------------------------|--------------------------|--------------------------|--------------------------|--------------------------|--------------------------|---------------------------|---------------------------|
| Section Times | 1:42.43 [13] (0:14.20) | 1:28.23 [1] (0:11.89) | 1:16.34 [6] (0:11.99) | 1:04.35 [6] (0:12.64) | 0:51.71 [6] (0:12.64) | 0:39.07 [6] (0:12.61) | 0:26.46 [12] (0:12.70) | 0:13.76 [13] (0:13.76) |
| Average Speed [km/h] | 50.9 | 60.4 | 60.0 | 57.4 | 58.1 | 58.0 | 56.6 | 52.5 |
| Top Speed [km/h] | 61.9 | 61.9 | 60.6 | 58.4 | 58.7 | 58.2 | 58.3 | 54.4 |
| Avg. Dist. to Rail [m] | 11.1 | 5.2 | 1.6 | 1.2 | 3.3 | 5.0 | 7.4 | 10.0 |
| Avg. Stride Freq. [Hz] | 2.3 | 2.3 | 2.2 | 2.2 | 2.2 | 2.2 | 2.1 | 2.1 |
| Avg. Stride Length [m] | 6.4 | 7.3 | 7.5 | 7.3 | 7.3 | 7.3 | 7.4 | 7.1 |



- [] Ranking at each section and finish
- :-:- No data available at this section
- NA No data available

| | |
|--------------------------------|----------------------------------|
| Horse/Jockey Name | MORE TO BE WRITTEN/Jessica Allen |
| Finish Rank | 14 |
| Fastest Section Time (Section) | 0:11.77 (L1400) |
| Top Speed [km/h] (Section) | 62.1 (Overall) |
| Race State | Finished |

AUCKLAND
THOROUGHBRED
SINCE RACING 1814

Pukekohe Park - Professional

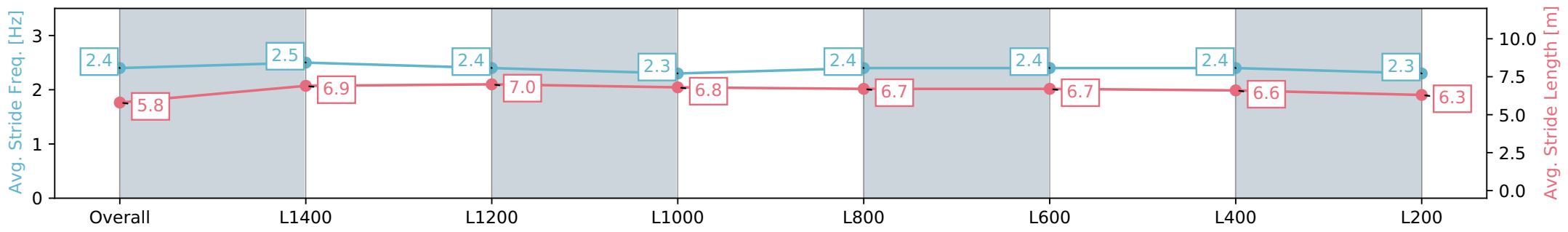
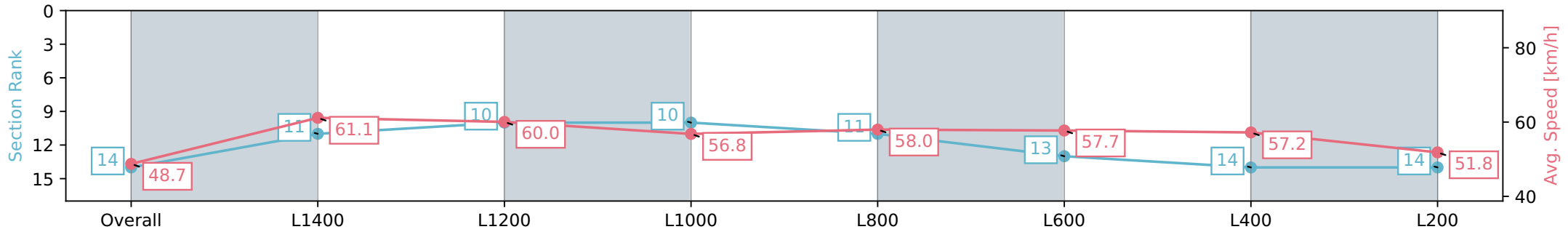
Race 2: BARFOOT & THOMPSON 1600 - 1600m

19 June 2024 - 11:57AM

PUKEKOHE
PARK

Track Rating: Heavy 10, Weather: Overcast, Rail Position: +7m
Entire

| Section | Overall | L1400 | L1200 | L1000 | L800 | L600 | L400 | L200 |
|------------------------|---------------------------|---------------------------|---------------------------|---------------------------|---------------------------|---------------------------|---------------------------|---------------------------|
| Section Times | 1:42.77 [14] (0:14.75) | 1:28.02 [11] (0:11.77) | 1:16.25 [10] (0:12.00) | 1:04.25 [10] (0:12.64) | 0:51.61 [11] (0:12.56) | 0:39.04 [13] (0:12.57) | 0:26.46 [14] (0:12.59) | 0:13.87 [14] (0:13.87) |
| Average Speed [km/h] | 48.7 | 61.1 | 60.0 | 56.8 | 58.0 | 57.7 | 57.2 | 51.8 |
| Top Speed [km/h] | 59.9 | 62.1 | 60.7 | 58.1 | 60.0 | 58.4 | 58.3 | 55.0 |
| Avg. Dist. to Rail [m] | 4.9 | 1.3 | 0.5 | 0.5 | 1.4 | 3.6 | 8.2 | 9.9 |
| Avg. Stride Freq. [Hz] | 2.4 | 2.5 | 2.4 | 2.3 | 2.4 | 2.4 | 2.4 | 2.3 |
| Avg. Stride Length [m] | 5.8 | 6.9 | 7.0 | 6.8 | 6.7 | 6.7 | 6.6 | 6.3 |



- [] Ranking at each section and finish
- :-:- No data available at this section
- NA No data available