

Track Rating: Heavy 9, Weather: Overcast, Rail Position: +4m Entire

Section								Overall	L1400	L1200	L1000	L800	L600		
Field Times								1:40.99 (0:14.83)	1:26.16 (0:11.94)	1:14.21 (0:12.46)	1:01.76 (0:12.82)	0:48.93 (0:12.47)	0:36.46 (0:11.95)		
Position	#	Horse/Jockey	Barrier	Top Speed [km/h]	Fastest Section	First 400m								Distance Travelled From Winner [m]	
1	6	MISTER PUCCI Triston Moodley	8	63.0 800-600	0:11.77 400-200	0:27.28	1:40.99 (0:15.26)	1:25.73 [8] (0:12.02)	1:13.71 [8] (0:12.42)	1:01.29 [8] (0:12.62)	0:48.67 [5] (0:12.50)	0:36.17 [5] (0:11.90)			
2	8	BASSOROC Sam Weatherley	12	64.4 800-600	0:11.89 400-200	0:26.98	1:41.01 (0:15.02)	1:25.99 [3] (0:11.96)	1:14.03 [3] (0:12.39)	1:01.64 [3] (0:12.84)	0:48.80 [3] (0:12.35)	0:36.45 [2] (0:11.91)	+6		
3	2	MALDINI Owen Bosson	1	62.7 1600-1400	0:11.82 400-200	0:27.20	1:41.10 (0:15.27)	1:25.83 [9] (0:11.93)	1:13.90 [6] (0:12.41)	1:01.49 [7] (0:12.64)	0:48.85 [4] (0:12.42)	0:36.43 [4] (0:12.07)	-6		
4	1	JAFFIRA Ngakau Hailey	17	64.4 600-400	0:11.59 400-200	0:27.59	1:41.21 (0:15.56)	1:25.65 [13] (0:12.03)	1:13.62 [13] (0:12.53)	1:01.09 [13] (0:12.92)	0:48.17 [13] (0:12.08)	0:36.09 [11] (0:11.89)	+11		
5	14	RUBYSHOWOFF Bailey Rogerson	10	63.5 600-400	0:11.89 400-200	0:27.09	1:41.83 (0:15.03)	1:26.80 [4] (0:12.06)	1:14.74 [4] (0:12.49)	1:02.25 [5] (0:12.87)	0:49.38 [8] (0:12.40)	0:36.98 [7] (0:12.14)	+7		
6	4	WHISKEY N' RYE Kelly Myers	13	62.1 600-400	0:11.97 1400-1200	0:26.80	1:41.85 (0:14.83)	1:27.02 [2] (0:11.97)	1:15.05 [2] (0:12.49)	1:02.56 [2] (0:12.76)	0:49.80 [1] (0:12.48)	0:37.32 [1] (0:11.99)	+2		
7	13	THATSALLSHEWROTE Niranjan Parmar	16	63.7 800-600	0:11.92 400-200	0:27.52	1:42.01 (0:15.50)	1:26.51 [12] (0:12.02)	1:14.49 [12] (0:12.48)	1:02.01 [12] (0:13.00)	0:49.01 [12] (0:12.06)	0:36.95 [10] (0:12.01)	+9		
8	9	IRISH MISS Courtney Barnes	14	61.4 600-400	0:12.11 1400-1200	0:27.28	1:42.15 (0:15.18)	1:26.97 [6] (0:12.11)	1:14.86 [9] (0:12.30)	1:02.56 [6] (0:12.85)	0:49.71 [7] (0:12.47)	0:37.24 [8] (0:12.26)	+5		
9	7	PATSYS LAD Jasmine Fawcett	7	62.8 1000-800	0:11.91 400-200	0:27.97	1:42.24 (0:15.94)	1:26.30 [14] (0:12.03)	1:14.27 [14] (0:12.39)	1:01.88 [14] (0:12.99)	0:48.89 [14] (0:12.06)	0:36.83 [14] (0:12.08)	+10		
10	5	CHARMER Ashvin Goindasamy	9	62.8 800-600	0:12.02 400-200	0:27.33	1:42.29 (0:15.28)	1:27.01 [11] (0:12.05)	1:14.96 [11] (0:12.52)	1:02.44 [11] (0:12.73)	0:49.71 [9] (0:12.45)	0:37.26 [9] (0:12.03)	+1		

Scratched: Mighty Castle (#15), Three Ninety (#16), Mighty Bright (#17), Shockatillatap (#18)

Track Rating: Heavy 9, Weather: Overcast, Rail Position: +4m Entire

Section Field Times							Overall	L1400	L1200	L1000	L800	L600	
							1:40.99 (0:14.83)	1:26.16 (0:11.94)	1:14.21 (0:12.46)	1:01.76 (0:12.82)	0:48.93 (0:12.47)	0:36.46 (0:11.95)	
Position	#	Horse/Jockey	Barrier	Top Speed [km/h]	Fastest Section	First 400m							Distance Travelled From Winner [m]
11	11	WATERGATE Samantha Spratt	5	61.6 600-400	0:11.98 1400-1200	0:27.11	1:42.40 (0:15.13)	1:27.27 [5] (0:11.98)	1:15.29 [5] (0:12.45)	1:02.84 [4] (0:12.80)	0:50.04 [6] (0:12.47)	0:37.57 [6] (0:12.24)	+4
12	10	TE ATATU DREAM Bill Jacobson	3	62.2 1600-1400	0:11.94 1400-1200	0:26.77	1:42.51 (0:14.83)	1:27.68 [1] (0:11.94)	1:15.74 [1] (0:12.46)	1:03.28 [1] (0:12.83)	0:50.45 [2] (0:12.52)	0:37.93 [3] (0:12.20)	+2
13	12	TIANZI Vincent Colgan	15	61.2 800-600	0:12.02 1400-1200	0:27.30	1:42.85 (0:15.28)	1:27.57 [10] (0:12.02)	1:15.55 [10] (0:12.42)	1:03.13 [9] (0:13.00)	0:50.13 [10] (0:12.54)	0:37.59 [12] (0:12.33)	+8
14	3	ROC UP RALPH Wiremu Pinn	11	60.6 1400-1200	0:12.02 1400-1200	0:27.26	1:43.03 (0:15.24)	1:27.79 [7] (0:12.02)	1:15.77 [7] (0:12.50)	1:03.27 [10] (0:13.07)	0:50.20 [11] (0:12.51)	0:37.69 [13] (0:12.26)	+1

Scratched: Mighty Castle (#15), Three Ninety (#16), Mighty Bright (#17), Shockatillatop (#18)

Track Rating: Heavy 9, Weather: Overcast, Rail Position: +4m Entire

Section Field Times						L400	L200						
						0:24.51 (0:11.89)	0:12.63 (0:12.63)						
Position	#	Horse/Jockey	Barrier	Top Speed [km/h]	Fastest Section	First 400m			Margin				Distance Travelled From Winner [m]
1	6	MISTER PUCCI Triston Moodley	8	63.0 800-600	0:11.77 400-200	0:27.28	0:24.27 [3] (0:11.77)	0:12.50 [2] (0:12.50)	1:40.99				
2	8	BASSOROC Sam Weatherley	12	64.4 800-600	0:11.89 400-200	0:26.98	0:24.54 [1] (0:11.89)	0:12.65 [1] (0:12.65)	0.2L				+6
3	2	MALDINI Owen Bosson	1	62.7 1600-1400	0:11.82 400-200	0:27.20	0:24.36 [4] (0:11.82)	0:12.54 [3] (0:12.54)	0.8L				-6
4	1	JAFFIRA Ngakau Hailey	17	64.4 600-400	0:11.59 400-200	0:27.59	0:24.20 [7] (0:11.59)	0:12.61 [5] (0:12.61)	1.3L				+11
5	14	RUBYSHOWOFF Bailey Rogerson	10	63.5 600-400	0:11.89 400-200	0:27.09	0:24.84 [6] (0:11.89)	0:12.95 [6] (0:12.95)	4.8L				+7
6	4	WHISKEY N' RYE Kelly Myers	13	62.1 600-400	0:11.97 1400-1200	0:26.80	0:25.33 [2] (0:12.05)	0:13.28 [4] (0:13.28)	4.8L				+2
7	13	THATSALLSHEWROTE Niranjan Parmar	16	63.7 800-600	0:11.92 400-200	0:27.52	0:24.94 [10] (0:11.92)	0:13.02 [7] (0:13.02)	5.8L				+9
8	9	IRISH MISS Courtney Barnes	14	61.4 600-400	0:12.11 1400-1200	0:27.28	0:24.98 [11] (0:12.11)	0:12.87 [11] (0:12.87)	6.5L				+5
9	7	PATSYS LAD Jasmine Fawcett	7	62.8 1000-800	0:11.91 400-200	0:27.97	0:24.75 [12] (0:11.91)	0:12.84 [12] (0:12.84)	7.0L				+10
10	5	CHARMER Ashvin Goindasamy	9	62.8 800-600	0:12.02 400-200	0:27.33	0:25.23 [8] (0:12.02)	0:13.21 [9] (0:13.21)	7.2L				+1

Scratched: Mighty Castle (#15), Three Ninety (#16), Mighty Bright (#17), Shockatillatap (#18)

Track Rating: Heavy 9, Weather: Overcast, Rail Position: +4m Entire

Section Field Times		L400	L200												
		0:24.51 (0:11.89)	0:12.63 (0:12.63)												
Position	#	Horse/Jockey	Barrier	Top Speed [km/h]	Fastest Section	First 400m			Margin						Distance Travelled From Winner [m]
11	11	WATERGATE	5	61.6	0:11.98	0:27.11	0:25.33 [9]	0:13.17 [10]	7.8L						+4
		Samantha Spratt		600-400	1400-1200		(0:12.16)	(0:13.17)							
12	10	TE ATATU DREAM	3	62.2	0:11.94	0:26.77	0:25.73 [5]	0:13.47 [8]	8.5L						+2
		Bill Jacobson		1600-1400	1400-1200		(0:12.26)	(0:13.47)							
13	12	TIANZI	15	61.2	0:12.02	0:27.30	0:25.26 [13]	0:13.19 [13]	10.3L						+8
		Vincent Colgan		800-600	1400-1200		(0:12.07)	(0:13.19)							
14	3	ROC UP RALPH	11	60.6	0:12.02	0:27.26	0:25.43 [14]	0:13.15 [14]	11.3L						+1
		Wiremu Pinn		1400-1200	1400-1200		(0:12.28)	(0:13.15)							

Scratched: Mighty Castle (#15), Three Ninety (#16), Mighty Bright (#17), Shockatillatap (#18)

Horse/Jockey Name	MISTER PUCCI/Triston Moodley
Finish Rank	1
Fastest Section Time (Section)	0:11.77 (L400)
Top Speed [km/h] (Section)	63.0 (L800)
Race State	Finished

AUCKLAND
THOROUGHBRED
SINCE RACING 1864

Pukekohe Park - Professional

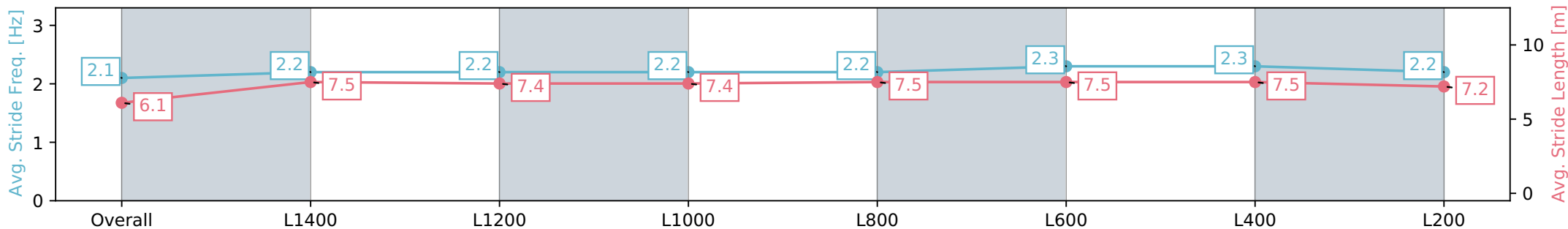
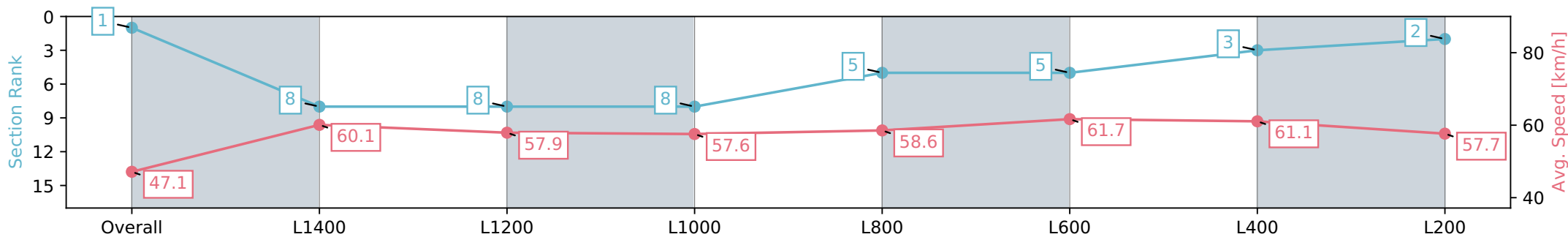
Race 7: SKY CITY HORIZON 1600 - 1600m

PUKEKOHE
PARK

01 June 2024 - 4:25PM

Track Rating: Heavy 9, Weather: Overcast, Rail Position: +4m Entire

Section	Overall	L1400	L1200	L1000	L800	L600	L400	L200
Section Times	1:40.99 [1] (0:15.26)	1:25.73 [8] (0:12.02)	1:13.71 [8] (0:12.42)	1:01.29 [8] (0:12.62)	0:48.67 [5] (0:12.50)	0:36.17 [5] (0:11.90)	0:24.27 [3] (0:11.77)	0:12.50 [2] (0:12.50)
Average Speed [km/h]	47.1	60.1	57.9	57.6	58.6	61.7	61.1	57.7
Top Speed [km/h]	60.3	61.0	59.7	58.8	60.5	63.0	62.8	58.9
Avg. Dist. to Rail [m]	5.7	3.3	2.6	1.4	2.9	6.3	11.5	10.2
Avg. Stride Freq. [Hz]	2.1	2.2	2.2	2.2	2.2	2.3	2.3	2.2
Avg. Stride Length [m]	6.1	7.5	7.4	7.4	7.4	7.5	7.5	7.2



Report Created: Sat 01 June 2024 14:38:41 GMT+10 (Note: Timing is based on positional data)

Page 5/18

[] Ranking at each section and finish

-:-:- No data available at this section

NA No data available

Horse/Jockey Name	BASSOROC/Sam Weatherley
Finish Rank	2
Fastest Section Time (Section)	0:11.89 (L400)
Top Speed [km/h] (Section)	64.4 (L800)
Race State	Finished

AUCKLAND
THOROUGHBRED
SINCE RACING 1864

Pukekohe Park - Professional

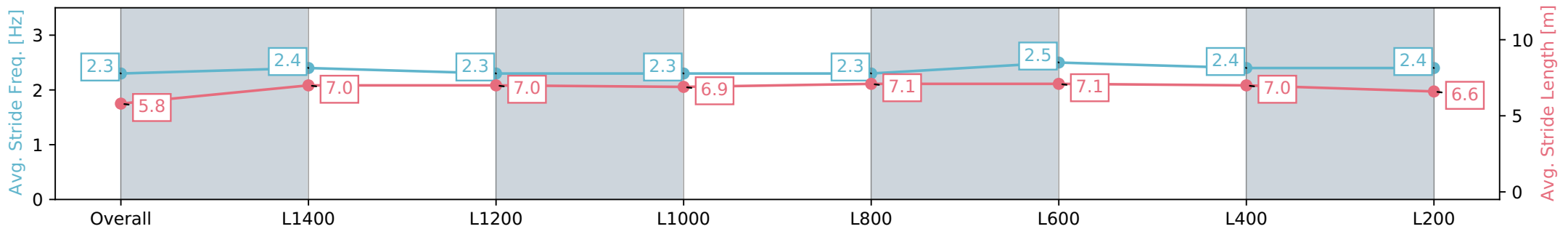
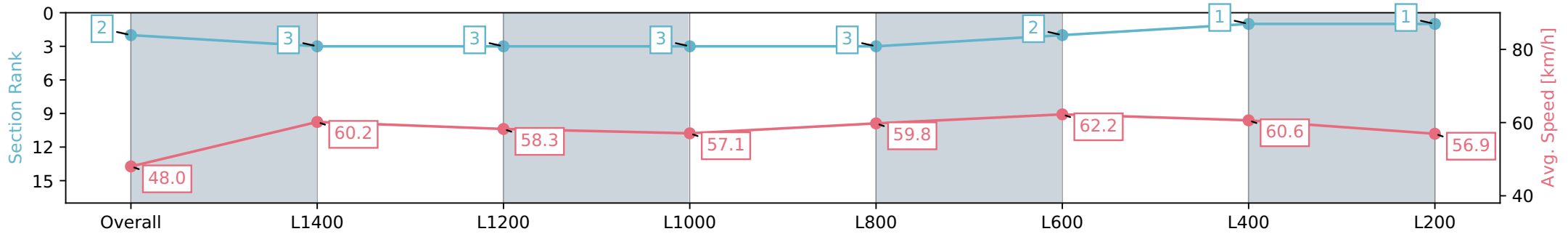
Race 7: SKY CITY HORIZON 1600 - 1600m

PUKEKOHE
PARK

01 June 2024 - 4:25PM

Track Rating: Heavy 9, Weather: Overcast, Rail Position: +4m Entire

Section	Overall	L1400	L1200	L1000	L800	L600	L400	L200
Section Times	1:41.01 [2] (0:15.02)	1:25.99 [3] (0:11.96)	1:14.03 [3] (0:12.39)	1:01.64 [3] (0:12.84)	0:48.80 [3] (0:12.35)	0:36.45 [2] (0:11.91)	0:24.54 [1] (0:11.89)	0:12.65 [1] (0:12.65)
Average Speed [km/h]	48.0	60.2	58.3	57.1	59.8	62.2	60.6	56.9
Top Speed [km/h]	61.3	60.9	59.9	59.3	61.5	64.4	63.0	58.3
Avg. Dist. to Rail [m]	9.1	5.5	4.5	3.6	4.3	8.5	13.8	12.2
Avg. Stride Freq. [Hz]	2.3	2.4	2.3	2.3	2.3	2.5	2.4	2.4
Avg. Stride Length [m]	5.8	7.0	7.0	6.9	7.1	7.1	7.0	6.6



- [] Ranking at each section and finish
- :-:- No data available at this section
- NA No data available

Horse/Jockey Name	MALDINI/Owen Bosson
Finish Rank	3
Fastest Section Time (Section)	0:11.82 (L400)
Top Speed [km/h] (Section)	62.7 (Overall)
Race State	Finished

AUCKLAND
THOROUGHBRED
SINCE RACING 1864

Pukekohe Park - Professional

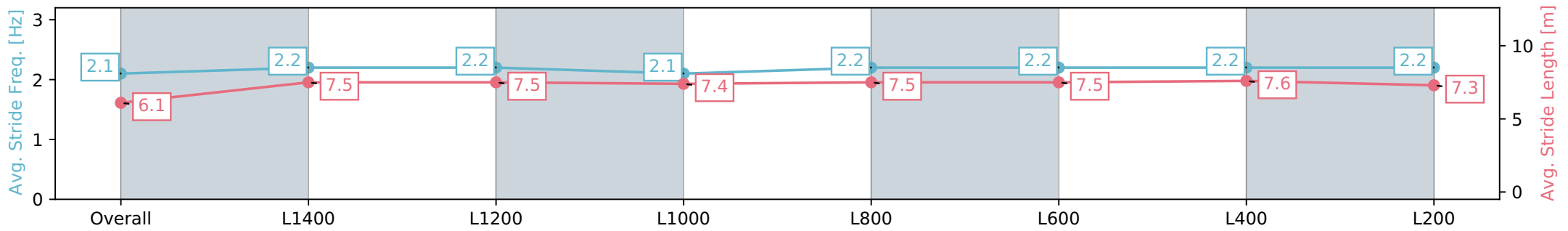
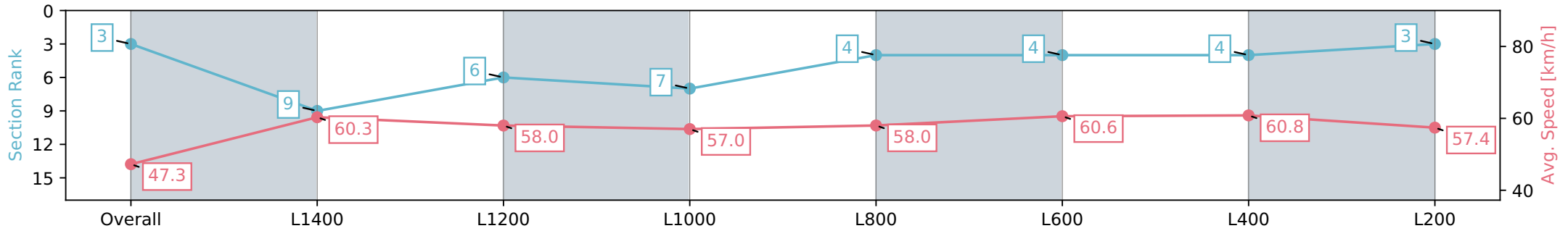
Race 7: SKYCITY HORIZON 1600 - 1600m

PUKEKOHE
PARK

01 June 2024 - 4:25PM

Track Rating: Heavy 9, Weather: Overcast, Rail Position: +4m Entire

Section	Overall	L1400	L1200	L1000	L800	L600	L400	L200
Section Times	1:41.10 [3] (0:15.27)	1:25.83 [9] (0:11.93)	1:13.90 [6] (0:12.41)	1:01.49 [7] (0:12.64)	0:48.85 [4] (0:12.42)	0:36.43 [4] (0:12.07)	0:24.36 [4] (0:11.82)	0:12.54 [3] (0:12.54)
Average Speed [km/h]	47.3	60.3	58.0	57.0	58.0	60.6	60.8	57.4
Top Speed [km/h]	62.5	62.7	60.0	57.5	59.0	62.1	62.1	59.1
Avg. Dist. to Rail [m]	2.0	1.8	1.3	0.3	0.5	5.1	10.7	9.7
Avg. Stride Freq. [Hz]	2.1	2.2	2.2	2.1	2.2	2.2	2.2	2.2
Avg. Stride Length [m]	6.1	7.5	7.5	7.4	7.5	7.5	7.6	7.3



- [] Ranking at each section and finish
- :-:- No data available at this section
- NA No data available

Horse/Jockey Name	JAFFIRA/Ngakau Hailey
Finish Rank	4
Fastest Section Time (Section)	0:11.59 (L400)
Top Speed [km/h] (Section)	64.4 (L600)
Race State	Finished

AUCKLAND
THOROUGHBRED
SINCE RACING 1864

Pukekohe Park - Professional

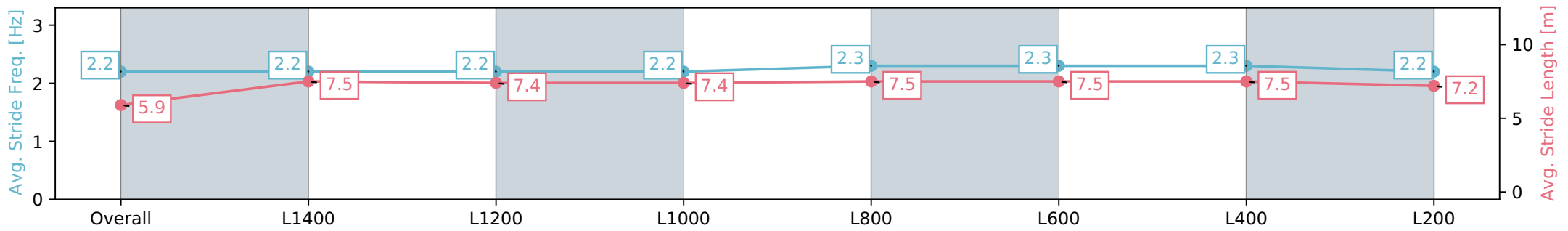
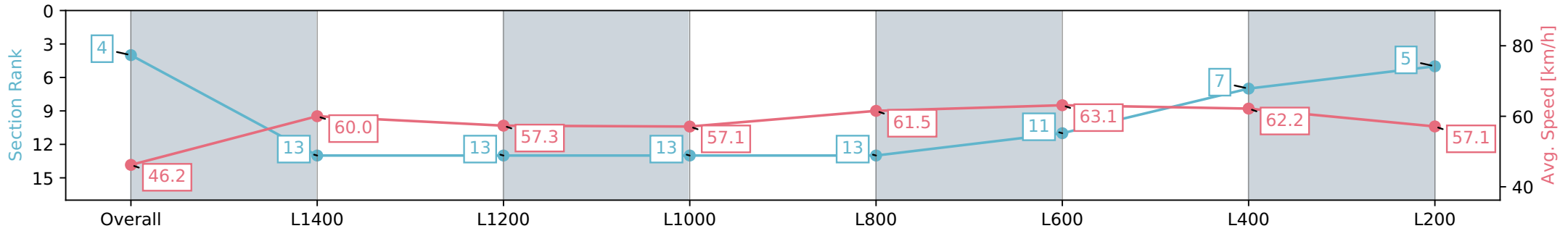
Race 7: SKY CITY HORIZON 1600 - 1600m

01 June 2024 - 4:25PM

PUKEKOHE
PARK

Track Rating: Heavy 9, Weather: Overcast, Rail Position: +4m Entire

Section	Overall	L1400	L1200	L1000	L800	L600	L400	L200
Section Times	1:41.21 [4] (0:15.56)	1:25.65 [13] (0:12.03)	1:13.62 [13] (0:12.53)	1:01.09 [13] (0:12.92)	0:48.17 [13] (0:12.08)	0:36.09 [11] (0:11.89)	0:24.20 [7] (0:11.59)	0:12.61 [5] (0:12.61)
Average Speed [km/h]	46.2	60.0	57.3	57.1	61.5	63.1	62.2	57.1
Top Speed [km/h]	59.8	60.4	60.1	59.7	62.5	63.9	64.4	59.3
Avg. Dist. to Rail [m]	13.3	5.9	5.0	3.8	5.9	12.0	17.3	14.3
Avg. Stride Freq. [Hz]	2.2	2.2	2.2	2.2	2.3	2.3	2.3	2.2
Avg. Stride Length [m]	5.9	7.5	7.4	7.4	7.5	7.5	7.5	7.2



- [] Ranking at each section and finish
- :-:- No data available at this section
- NA No data available

Horse/Jockey Name	RUBYSHOWOFF/Bailey Rogerson
Finish Rank	5
Fastest Section Time (Section)	0:11.89 (L400)
Top Speed [km/h] (Section)	63.5 (L600)
Race State	Finished

AUCKLAND
THOROUGHBRED
SINCE RACING 1864

Pukekohe Park - Professional

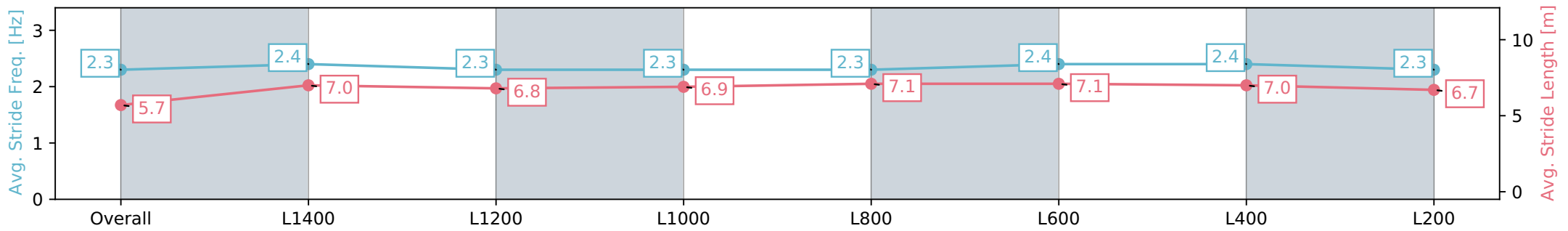
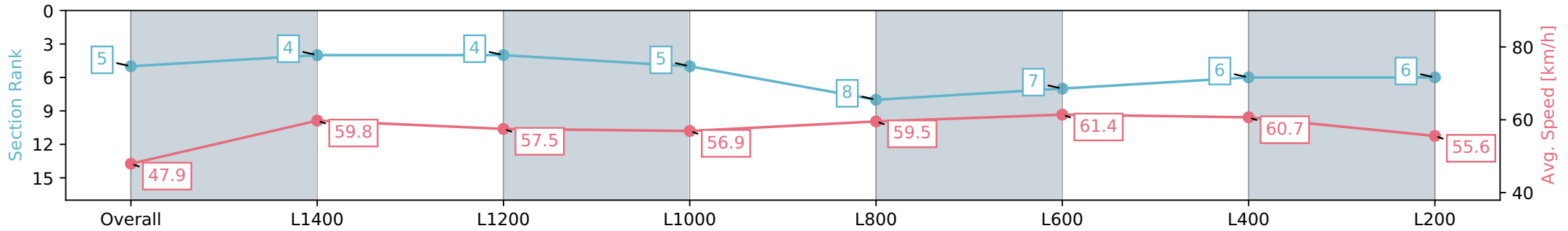
Race 7: SKYCITY HORIZON 1600 - 1600m

PUKEKOHE
PARK

01 June 2024 - 4:25PM

Track Rating: Heavy 9, Weather: Overcast, Rail Position: +4m Entire

Section	Overall	L1400	L1200	L1000	L800	L600	L400	L200
Section Times	1:41.83 [5] (0:15.03)	1:26.80 [4] (0:12.06)	1:14.74 [4] (0:12.49)	1:02.25 [5] (0:12.87)	0:49.38 [8] (0:12.40)	0:36.98 [7] (0:12.14)	0:24.84 [6] (0:11.89)	0:12.95 [6] (0:12.95)
Average Speed [km/h]	47.9	59.8	57.5	56.9	59.5	61.4	60.7	55.6
Top Speed [km/h]	60.0	60.2	59.7	58.8	61.3	62.7	63.5	56.9
Avg. Dist. to Rail [m]	7.3	4.0	3.1	3.1	4.5	10.2	16.3	13.9
Avg. Stride Freq. [Hz]	2.3	2.4	2.3	2.3	2.3	2.4	2.4	2.3
Avg. Stride Length [m]	5.7	7.0	6.8	6.9	7.1	7.1	7.0	6.7



Report Created: Sat 01 June 2024 14:38:53 GMT+10 (Note: Timing is based on positional data)

- [] Ranking at each section and finish
- :-:- No data available at this section
- NA No data available

Horse/Jockey Name	WHISKEY N' RYE/Kelly Myers
Finish Rank	6
Fastest Section Time (Section)	0:11.97 (L1400)
Top Speed [km/h] (Section)	62.1 (L600)
Race State	Finished

AUCKLAND
THOROUGHBRED
SINCE RACING 1864

Pukekohe Park - Professional

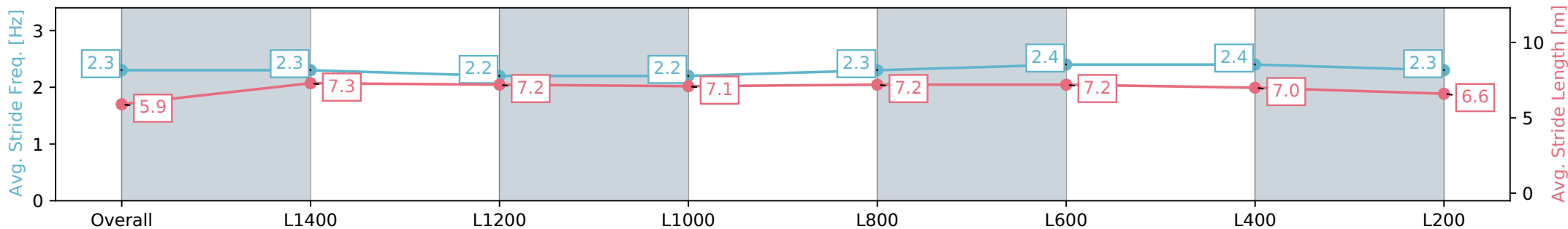
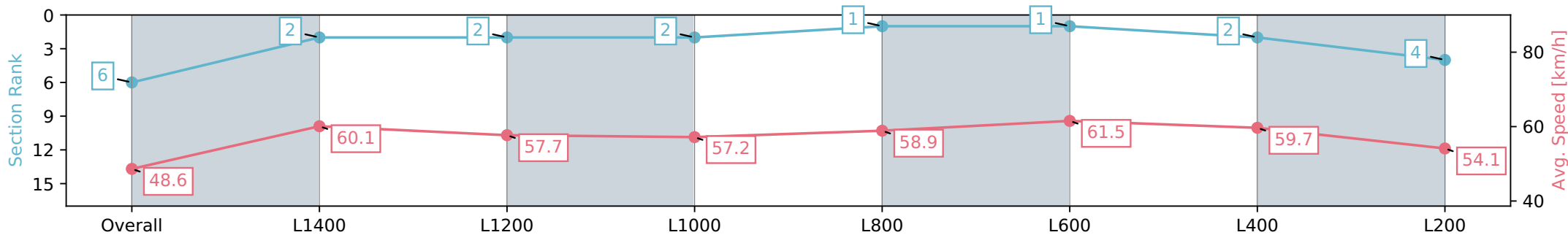
Race 7: SKYCITY HORIZON 1600 - 1600m

PUKEKOHE
PARK

01 June 2024 - 4:25PM

Track Rating: Heavy 9, Weather: Overcast, Rail Position: +4m Entire

Section	Overall	L1400	L1200	L1000	L800	L600	L400	L200
Section Times	1:41.85 [6] (0:14.83)	1:27.02 [2] (0:11.97)	1:15.05 [2] (0:12.49)	1:02.56 [2] (0:12.76)	0:49.80 [1] (0:12.48)	0:37.32 [1] (0:11.99)	0:25.33 [2] (0:12.05)	0:13.28 [4] (0:13.28)
Average Speed [km/h]	48.6	60.1	57.7	57.2	58.9	61.5	59.7	54.1
Top Speed [km/h]	62.1	61.2	59.2	58.6	60.6	62.1	62.1	56.7
Avg. Dist. to Rail [m]	10.0	4.8	3.9	2.5	3.2	7.3	11.9	10.6
Avg. Stride Freq. [Hz]	2.3	2.3	2.2	2.2	2.3	2.4	2.4	2.3
Avg. Stride Length [m]	5.9	7.3	7.2	7.1	7.2	7.2	7.0	6.6



Report Created: Sat 01 June 2024 14:38:57 GMT+10 (Note: Timing is based on positional data)

Page 10/18

[] Ranking at each section and finish

-:-:- No data available at this section

NA No data available

Horse/Jockey Name	THATSALLSHEWROTE/Niranjan Parmar
Finish Rank	7
Fastest Section Time (Section)	0:11.92 (L400)
Top Speed [km/h] (Section)	63.7 (L800)
Race State	Finished

AUCKLAND
THOROUGHBRED
RACING

Pukekohe Park - Professional

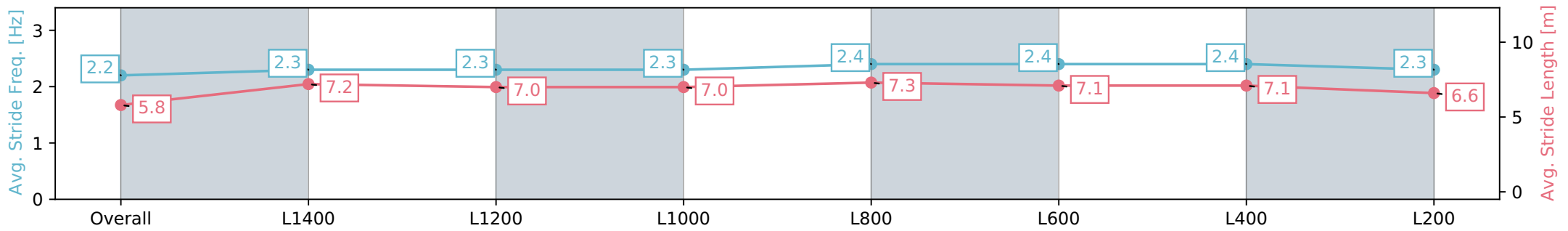
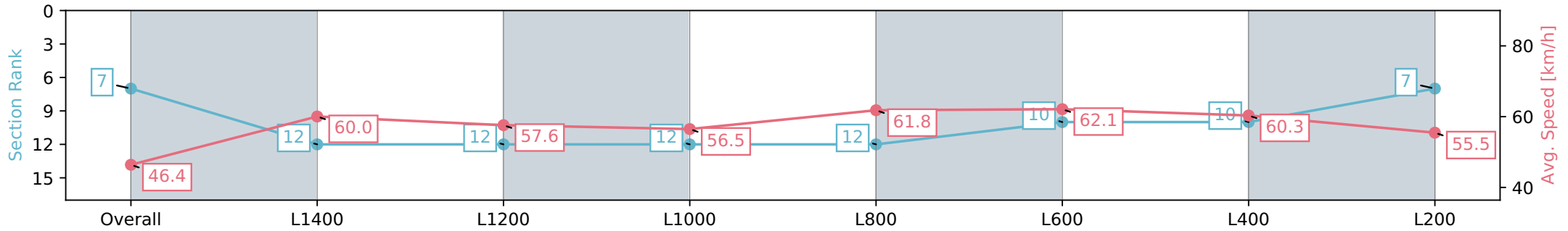
Race 7: SKY CITY HORIZON 1600 - 1600m

01 June 2024 - 4:25PM

PUKEKOHE
PARK

Track Rating: Heavy 9, Weather: Overcast, Rail Position: +4m Entire

Section	Overall	L1400	L1200	L1000	L800	L600	L400	L200
Section Times	1:42.01 [7] (0:15.50)	1:26.51 [12] (0:12.02)	1:14.49 [12] (0:12.48)	1:02.01 [12] (0:13.00)	0:49.01 [12] (0:12.06)	0:36.95 [10] (0:12.01)	0:24.94 [10] (0:11.92)	0:13.02 [7] (0:13.02)
Average Speed [km/h]	46.4	60.0	57.6	56.5	61.8	62.1	60.3	55.5
Top Speed [km/h]	60.1	60.8	60.2	59.0	63.6	63.7	62.1	58.0
Avg. Dist. to Rail [m]	12.5	5.3	4.2	3.5	5.7	10.6	16.0	14.9
Avg. Stride Freq. [Hz]	2.2	2.3	2.3	2.3	2.4	2.4	2.4	2.3
Avg. Stride Length [m]	5.8	7.2	7.0	7.0	7.3	7.1	7.1	6.6



Report Created: Sat 01 June 2024 14:39:00 GMT+10 (Note: Timing is based on positional data)

Page 11/18

- [] Ranking at each section and finish
- :-:- No data available at this section
- NA No data available

Horse/Jockey Name	IRISH MISS/Courtney Barnes
Finish Rank	8
Fastest Section Time (Section)	0:12.11 (L1400)
Top Speed [km/h] (Section)	61.4 (L600)
Race State	Finished

AUCKLAND
THOROUGHBRED
SINCE RACING 1864

Pukekohe Park - Professional

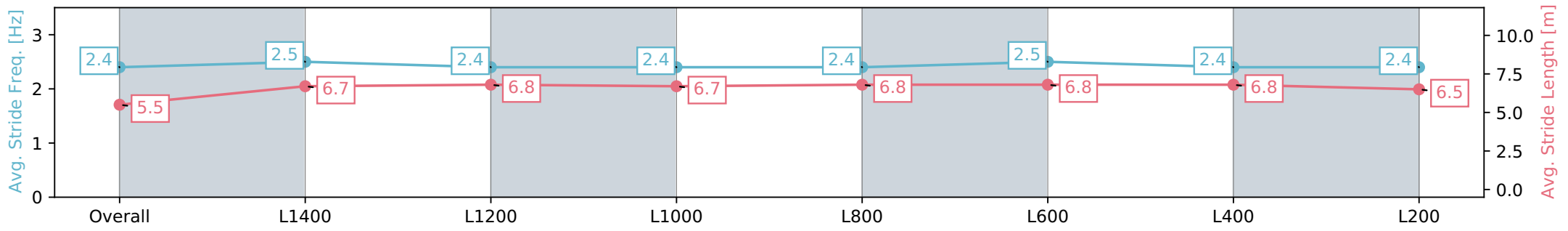
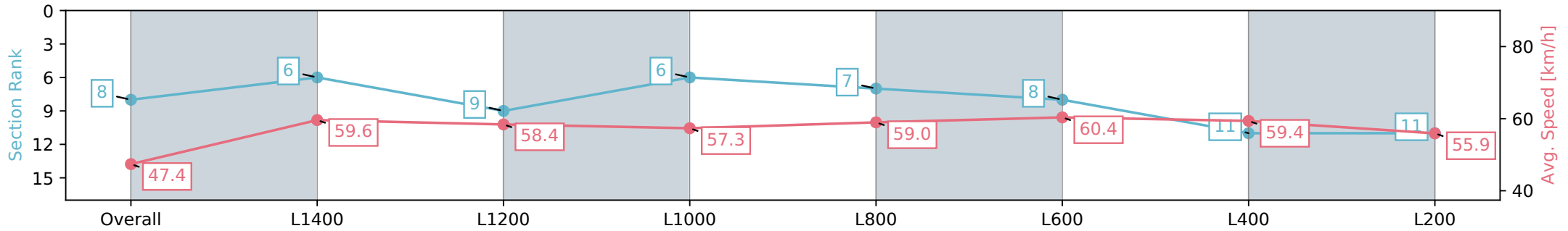
Race 7: SKY CITY HORIZON 1600 - 1600m

PUKEKOHE
PARK

01 June 2024 - 4:25PM

Track Rating: Heavy 9, Weather: Overcast, Rail Position: +4m Entire

Section	Overall	L1400	L1200	L1000	L800	L600	L400	L200
Section Times	1:42.15 [8] (0:15.18)	1:26.97 [6] (0:12.11)	1:14.86 [9] (0:12.30)	1:02.56 [6] (0:12.85)	0:49.71 [7] (0:12.47)	0:37.24 [8] (0:12.26)	0:24.98 [11] (0:12.11)	0:12.87 [11] (0:12.87)
Average Speed [km/h]	47.4	59.6	58.4	57.3	59.0	60.4	59.4	55.9
Top Speed [km/h]	59.7	60.5	60.6	60.5	60.4	60.9	61.4	57.7
Avg. Dist. to Rail [m]	11.0	6.0	4.6	3.4	4.4	7.6	13.5	13.5
Avg. Stride Freq. [Hz]	2.4	2.5	2.4	2.4	2.4	2.5	2.4	2.4
Avg. Stride Length [m]	5.5	6.7	6.8	6.7	6.8	6.8	6.8	6.5



Report Created: Sat 01 June 2024 14:39:03 GMT+10 (Note: Timing is based on positional data)

Page 12/18

- [] Ranking at each section and finish
- :-:- No data available at this section
- NA No data available

Horse/Jockey Name	PATSY LAD/Jasmine Fawcett
Finish Rank	9
Fastest Section Time (Section)	0:11.91 (L400)
Top Speed [km/h] (Section)	62.8 (L1000)
Race State	Finished

AUCKLAND
THOROUGHBRED
SINCE RACING 1864

Pukekohe Park - Professional

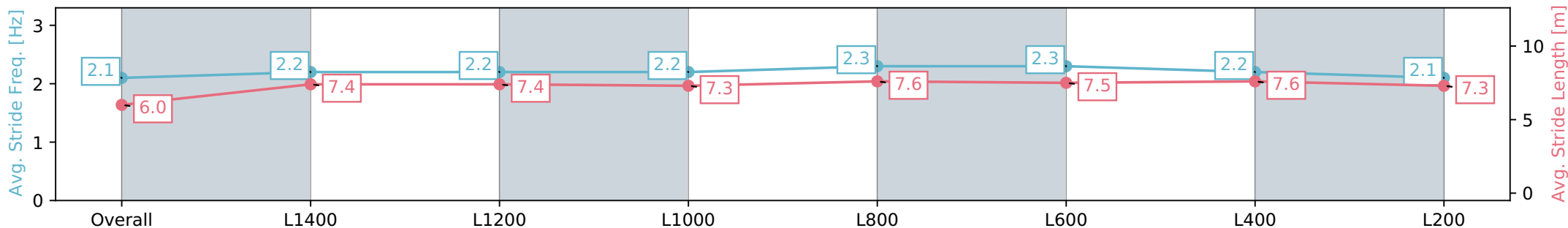
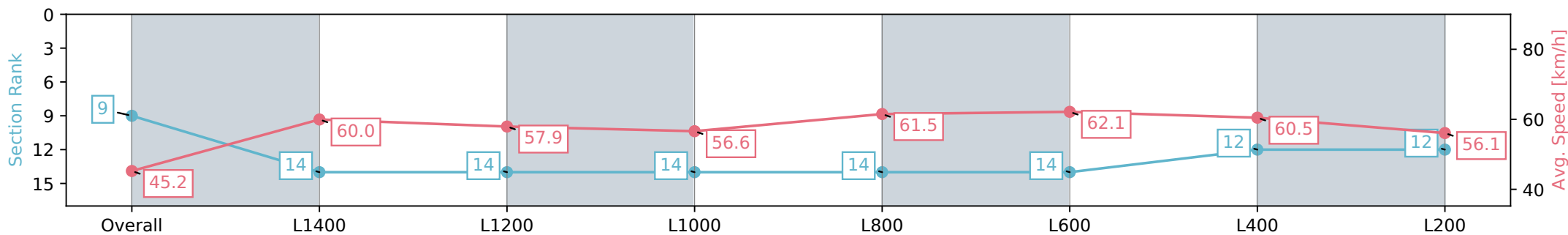
Race 7: SKY CITY HORIZON 1600 - 1600m

PUKEKOHE
PARK

01 June 2024 - 4:25PM

Track Rating: Heavy 9, Weather: Overcast, Rail Position: +4m Entire

Section	Overall	L1400	L1200	L1000	L800	L600	L400	L200
Section Times	1:42.24 [9] (0:15.94)	1:26.30 [14] (0:12.03)	1:14.27 [14] (0:12.39)	1:01.88 [14] (0:12.99)	0:48.89 [14] (0:12.06)	0:36.83 [14] (0:12.08)	0:24.75 [12] (0:11.91)	0:12.84 [12] (0:12.84)
Average Speed [km/h]	45.2	60.0	57.9	56.6	61.5	62.1	60.5	56.1
Top Speed [km/h]	59.7	60.8	60.9	58.2	62.8	62.6	62.4	58.1
Avg. Dist. to Rail [m]	6.2	4.0	4.2	3.4	5.4	11.6	17.1	16.7
Avg. Stride Freq. [Hz]	2.1	2.2	2.2	2.2	2.3	2.3	2.2	2.1
Avg. Stride Length [m]	6.0	7.4	7.4	7.3	7.6	7.5	7.6	7.3



Report Created: Sat 01 June 2024 14:39:06 GMT+10 (Note: Timing is based on positional data)

- [] Ranking at each section and finish
- :-:- No data available at this section
- NA No data available

Horse/Jockey Name	CHARMER/Ashvin Goindasamy
Finish Rank	10
Fastest Section Time (Section)	0:12.02 (L400)
Top Speed [km/h] (Section)	62.8 (L800)
Race State	Finished

AUCKLAND
THOROUGHBRED
SINCE RACING 1864

Pukekohe Park - Professional

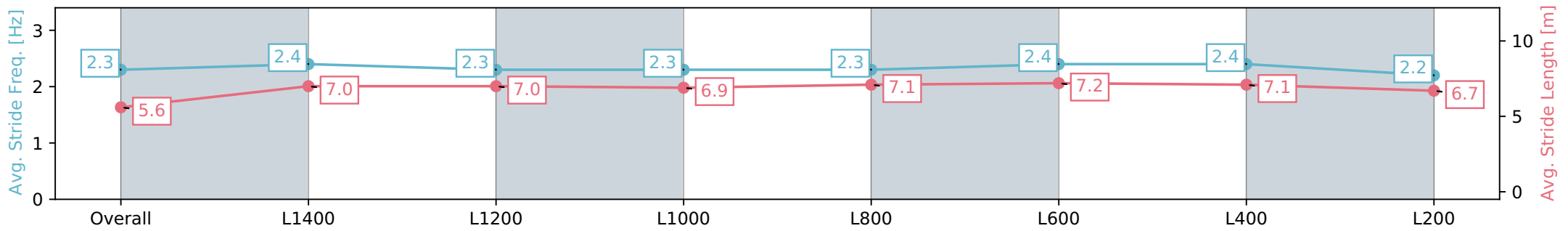
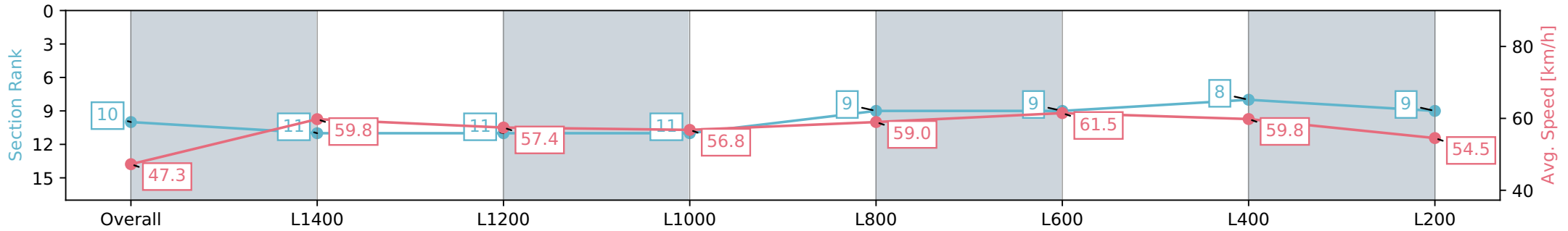
Race 7: SKY CITY HORIZON 1600 - 1600m

01 June 2024 - 4:25PM

PUKEKOHE
PARK

Track Rating: Heavy 9, Weather: Overcast, Rail Position: +4m Entire

Section	Overall	L1400	L1200	L1000	L800	L600	L400	L200
Section Times	1:42.29 [10] (0:15.28)	1:27.01 [11] (0:12.05)	1:14.96 [11] (0:12.52)	1:02.44 [11] (0:12.73)	0:49.71 [9] (0:12.45)	0:37.26 [9] (0:12.03)	0:25.23 [8] (0:12.02)	0:13.21 [9] (0:13.21)
Average Speed [km/h]	47.3	59.8	57.4	56.8	59.0	61.5	59.8	54.5
Top Speed [km/h]	61.2	61.3	60.2	59.3	59.7	62.8	61.9	57.0
Avg. Dist. to Rail [m]	6.2	3.6	2.9	1.2	3.4	7.4	12.8	11.2
Avg. Stride Freq. [Hz]	2.3	2.4	2.3	2.3	2.3	2.4	2.4	2.2
Avg. Stride Length [m]	5.6	7.0	7.0	6.9	7.1	7.2	7.1	6.7



Report Created: Sat 01 June 2024 14:39:09 GMT+10 (Note: Timing is based on positional data)

Page 14/18

- [] Ranking at each section and finish
- :-:- No data available at this section
- NA No data available

Horse/Jockey Name	WATERGATE/Samantha Spratt
Finish Rank	11
Fastest Section Time (Section)	0:11.98 (L1400)
Top Speed [km/h] (Section)	61.6 (L600)
Race State	Finished

AUCKLAND
THOROUGHBRED
RACING

Pukekohe Park - Professional

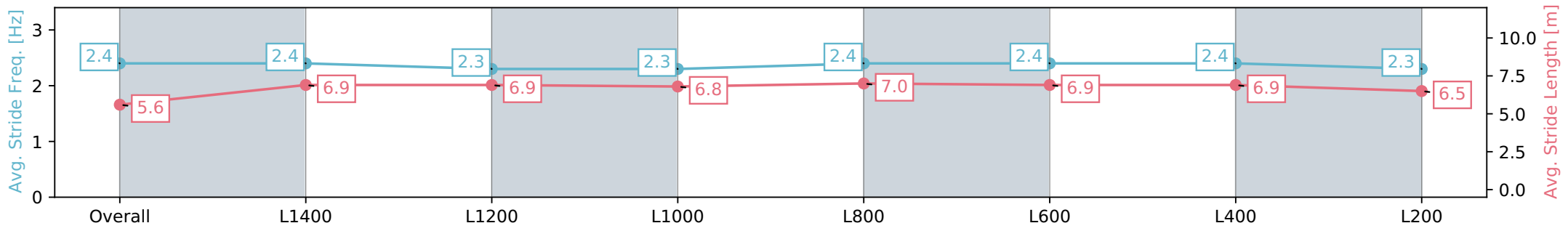
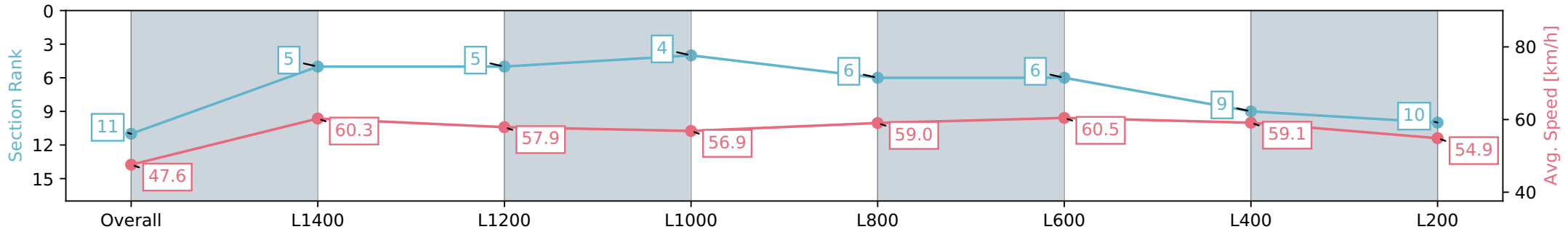
Race 7: SKYCITY HORIZON 1600 - 1600m

01 June 2024 - 4:25PM

PUKEKOHE
PARK

Track Rating: Heavy 9, Weather: Overcast, Rail Position: +4m Entire

Section	Overall	L1400	L1200	L1000	L800	L600	L400	L200
Section Times	1:42.40 [11] (0:15.13)	1:27.27 [5] (0:11.98)	1:15.29 [5] (0:12.45)	1:02.84 [4] (0:12.80)	0:50.04 [6] (0:12.47)	0:37.57 [6] (0:12.24)	0:25.33 [9] (0:12.16)	0:13.17 [10] (0:13.17)
Average Speed [km/h]	47.6	60.3	57.9	56.9	59.0	60.5	59.1	54.9
Top Speed [km/h]	61.0	61.1	60.1	58.6	59.7	61.3	61.6	56.2
Avg. Dist. to Rail [m]	4.6	3.4	3.0	2.4	3.6	8.8	14.7	14.2
Avg. Stride Freq. [Hz]	2.4	2.4	2.3	2.3	2.4	2.4	2.4	2.3
Avg. Stride Length [m]	5.6	6.9	6.9	6.8	7.0	6.9	6.9	6.5



- [] Ranking at each section and finish
- :-:- No data available at this section
- NA No data available

Horse/Jockey Name	TE ATATU DREAM/Bill Jacobson
Finish Rank	12
Fastest Section Time (Section)	0:11.94 (L1400)
Top Speed [km/h] (Section)	62.2 (Overall)
Race State	Finished

AUCKLAND
THOROUGHBRED
SINCE RACING 1864

Pukekohe Park - Professional

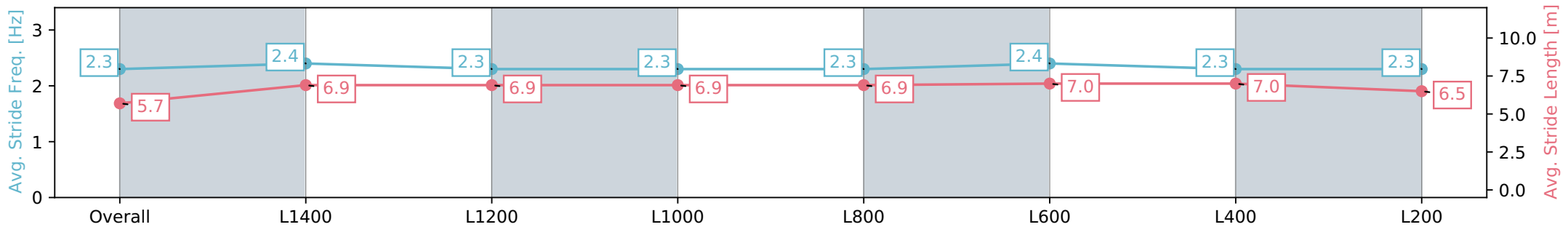
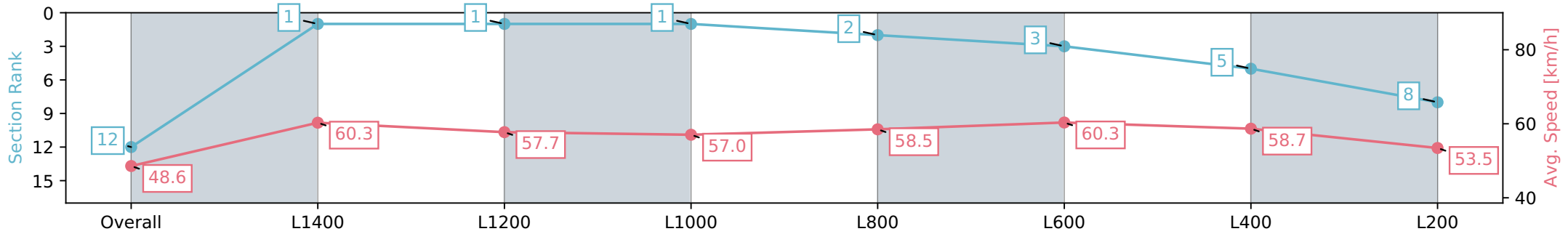
Race 7: SKYCITY HORIZON 1600 - 1600m

01 June 2024 - 4:25PM

PUKEKOHE
PARK

Track Rating: Heavy 9, Weather: Overcast, Rail Position: +4m Entire

Section	Overall	L1400	L1200	L1000	L800	L600	L400	L200
Section Times	1:42.51 [12] (0:14.83)	1:27.68 [1] (0:11.94)	1:15.74 [1] (0:12.46)	1:03.28 [1] (0:12.83)	0:50.45 [2] (0:12.52)	0:37.93 [3] (0:12.20)	0:25.73 [5] (0:12.26)	0:13.47 [8] (0:13.47)
Average Speed [km/h]	48.6	60.3	57.7	57.0	58.5	60.3	58.7	53.5
Top Speed [km/h]	62.2	61.9	59.3	58.4	59.5	61.2	61.1	55.9
Avg. Dist. to Rail [m]	3.5	2.8	2.7	2.5	3.4	6.2	11.8	9.8
Avg. Stride Freq. [Hz]	2.3	2.4	2.3	2.3	2.3	2.4	2.3	2.3
Avg. Stride Length [m]	5.7	6.9	6.9	6.9	6.9	7.0	7.0	6.5



Report Created: Sat 01 June 2024 14:39:15 GMT+10 (Note: Timing is based on positional data)

Page 16/18

- [] Ranking at each section and finish
- :-:- No data available at this section
- NA No data available

Horse/Jockey Name	TIANZI/Vincent Colgan
Finish Rank	13
Fastest Section Time (Section)	0:12.02 (L1400)
Top Speed [km/h] (Section)	61.2 (L800)
Race State	Finished

AUCKLAND
THOROUGHBRED
SINCE RACING 1864

Pukekohe Park - Professional

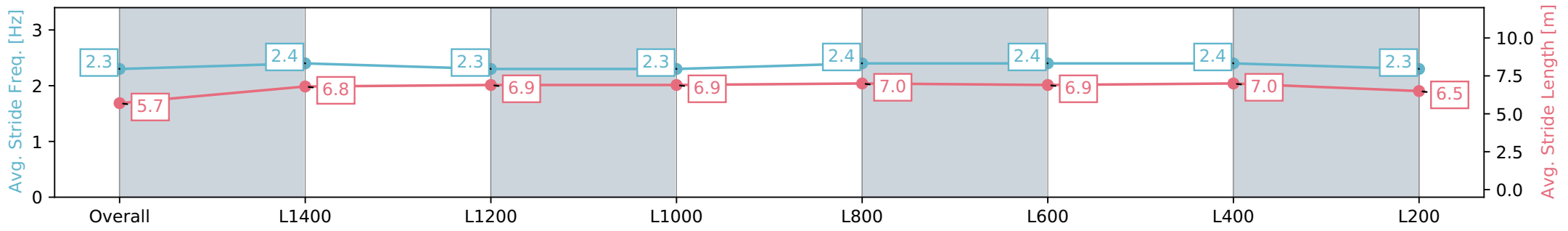
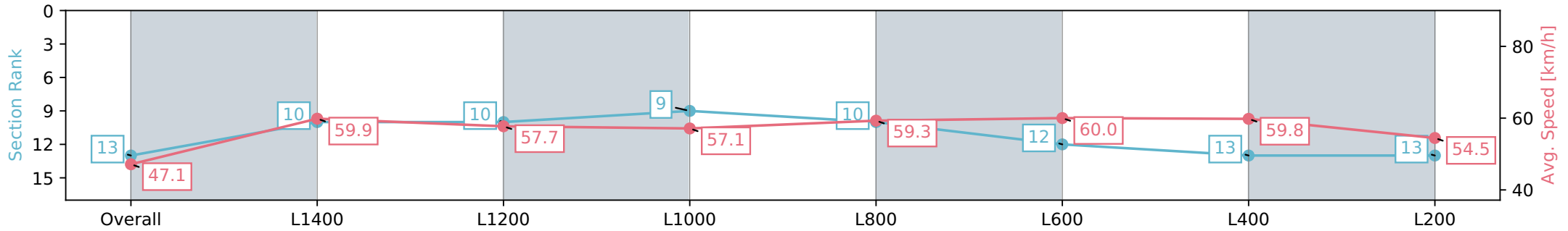
Race 7: SKY CITY HORIZON 1600 - 1600m

PUKEKOHE
PARK

01 June 2024 - 4:25PM

Track Rating: Heavy 9, Weather: Overcast, Rail Position: +4m Entire

Section	Overall	L1400	L1200	L1000	L800	L600	L400	L200
Section Times	1:42.85 [13] (0:15.28)	1:27.57 [10] (0:12.02)	1:15.55 [10] (0:12.42)	1:03.13 [9] (0:13.00)	0:50.13 [10] (0:12.54)	0:37.59 [12] (0:12.33)	0:25.26 [13] (0:12.07)	0:13.19 [13] (0:13.19)
Average Speed [km/h]	47.1	59.9	57.7	57.1	59.3	60.0	59.8	54.5
Top Speed [km/h]	59.8	60.7	59.4	58.6	60.8	61.2	60.9	57.9
Avg. Dist. to Rail [m]	11.5	6.4	5.4	4.4	5.4	9.5	14.3	12.5
Avg. Stride Freq. [Hz]	2.3	2.4	2.3	2.3	2.4	2.4	2.4	2.3
Avg. Stride Length [m]	5.7	6.8	6.9	6.9	7.0	6.9	7.0	6.5



- [] Ranking at each section and finish
- :-:- No data available at this section
- NA No data available

Horse/Jockey Name	ROC UP RALPH/Wiremu Pinn
Finish Rank	14
Fastest Section Time (Section)	0:12.02 (L1400)
Top Speed [km/h] (Section)	60.6 (L1400)
Race State	Finished

AUCKLAND
THOROUGHBRED
RACING

Pukekohe Park - Professional

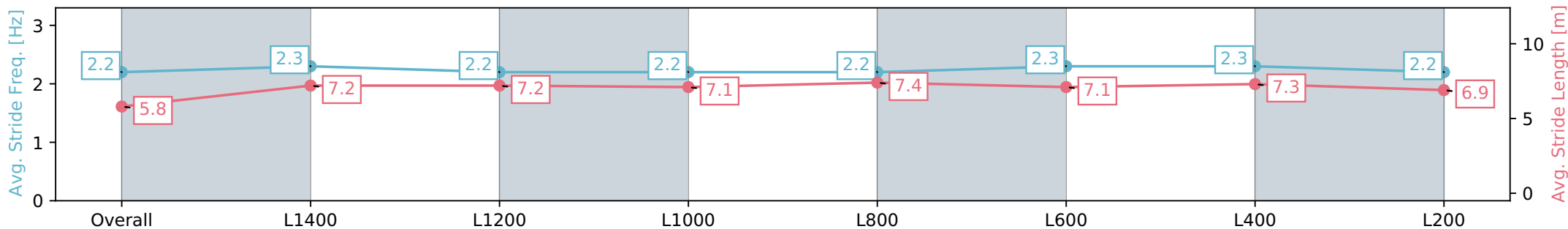
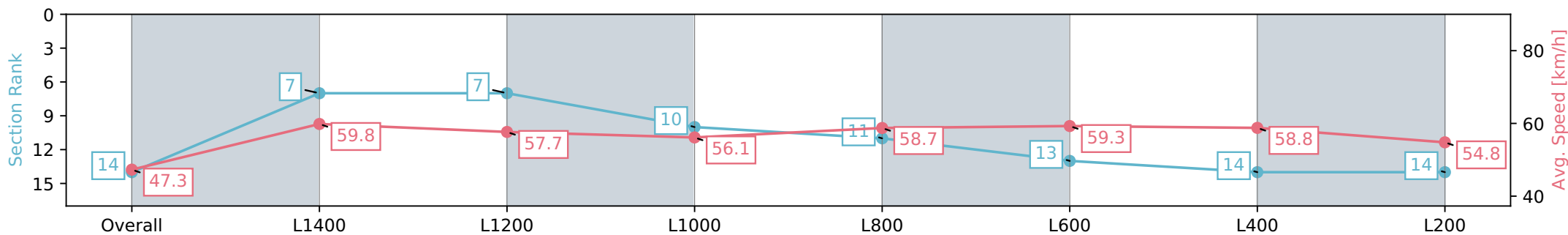
Race 7: SKY CITY HORIZON 1600 - 1600m

01 June 2024 - 4:25PM

PUKEKOHE
PARK

Track Rating: Heavy 9, Weather: Overcast, Rail Position: +4m Entire

Section	Overall	L1400	L1200	L1000	L800	L600	L400	L200
Section Times	1:43.03 [14] (0:15.24)	1:27.79 [7] (0:12.02)	1:15.77 [7] (0:12.50)	1:03.27 [10] (0:13.07)	0:50.20 [11] (0:12.51)	0:37.69 [13] (0:12.26)	0:25.43 [14] (0:12.28)	0:13.15 [14] (0:13.15)
Average Speed [km/h]	47.3	59.8	57.7	56.1	58.7	59.3	58.8	54.8
Top Speed [km/h]	60.1	60.4	60.6	57.9	59.6	59.9	59.7	56.7
Avg. Dist. to Rail [m]	8.7	5.4	4.6	3.4	3.7	2.3	2.8	3.4
Avg. Stride Freq. [Hz]	2.2	2.3	2.2	2.2	2.2	2.3	2.3	2.2
Avg. Stride Length [m]	5.8	7.2	7.2	7.1	7.4	7.1	7.3	6.9



Report Created: Sat 01 June 2024 14:39:21 GMT+10 (Note: Timing is based on positional data)

Page 18/18

[] Ranking at each section and finish

-:-:- No data available at this section

NA No data available