

Track Rating: Heavy 9, Weather: Overcast, Rail Position: +4m Entire

Section Field Times							Overall	L2000	L1800	L1600	L1400	L1200		
							2:23.90 (0:14.76)	2:09.14 (0:12.72)	1:56.42 (0:13.16)	1:43.26 (0:13.41)	1:29.86 (0:13.30)	1:16.56 (0:12.88)		
Position	#	Horse/Jockey	Barrier	Top Speed [km/h]	Fastest Section	First 400m							Distance Travelled From Winner [m]	
1	4	<b>CAMPALDINO</b> Owen Bosson	9	61.0 600-400	0:12.19 400-200	0:27.48	2:23.90 (0:14.75)	2:09.15 [1] (0:12.73)	1:56.42 [1] (0:13.15)	1:43.27 [1] (0:13.41)	1:29.86 [1] (0:13.28)	1:16.57 [1] (0:12.89)		
2	7	<b>KING KHAN</b> Jasmine Fawcett	6	61.0 800-600	0:12.25 400-200	0:28.31	2:24.04 (0:15.07)	2:08.97 [5] (0:13.24)	1:55.73 [5] (0:13.48)	1:42.25 [6] (0:13.33)	1:28.92 [6] (0:13.08)	1:15.84 [6] (0:12.90)	+9	
3	6	<b>SQUIRE</b> Niranjan Parmar	10	61.3 2200-2000	0:12.51 600-400	0:27.68	2:24.73 (0:14.95)	2:09.78 [4] (0:12.73)	1:57.05 [2] (0:13.33)	1:43.72 [2] (0:13.39)	1:30.33 [3] (0:13.20)	1:17.13 [2] (0:12.89)	+9	
4	5	<b>RAAJOICES</b> Samantha Spratt	3	59.8 800-600	0:12.38 400-200	0:28.75	2:24.74 (0:15.59)	2:09.15 [10] (0:13.16)	1:55.99 [8] (0:13.39)	1:42.60 [7] (0:13.30)	1:29.30 [7] (0:13.01)	1:16.29 [7] (0:12.94)	+4	
5	11	<b>PRINCESS ADDA</b> Ngakau Hailey	12	61.5 800-600	0:12.34 800-600	0:29.20	2:24.91 (0:15.49)	2:09.42 [9] (0:13.71)	1:55.71 [10] (0:14.08)	1:41.63 [11] (0:13.04)	1:28.59 [11] (0:12.89)	1:15.70 [10] (0:12.75)	+10	
6	1	<b>RUACH</b> Jessica Allen	5	60.6 600-400	0:12.45 600-400	0:28.55	2:24.92 (0:15.19)	2:09.73 [6] (0:13.36)	1:56.37 [7] (0:13.61)	1:42.76 [8] (0:13.31)	1:29.45 [8] (0:13.08)	1:16.37 [8] (0:12.94)	+8	
7	12	<b>BEAU ONDAGO</b> Maria Sanson	8	60.6 600-400	0:12.31 600-400	0:28.00	2:24.94 (0:14.92)	2:10.02 [2] (0:13.08)	1:56.94 [4] (0:13.46)	1:43.48 [4] (0:13.37)	1:30.11 [4] (0:13.11)	1:17.00 [4] (0:12.86)	+5	
8	2	<b>ESPRESSO TO GO</b> Triston Moodley	2	59.1 800-600	0:12.42 600-400	0:28.47	2:25.28 (0:15.27)	2:10.01 [7] (0:13.20)	1:56.81 [6] (0:13.24)	1:43.57 [5] (0:13.28)	1:30.28 [5] (0:13.02)	1:17.26 [5] (0:12.95)	-4	
9	9	<b>TE ATATU MEMPHIS</b> Bill Jacobson	7	60.5 2200-2000	0:12.70 600-400	0:27.93	2:25.35 (0:14.93)	2:10.42 [3] (0:13.00)	1:57.42 [3] (0:13.16)	1:44.26 [3] (0:13.30)	1:30.96 [2] (0:13.23)	1:17.73 [3] (0:12.93)	-5	
10	3	<b>IN A PICKLE</b> Bailey Rogerson	11	59.1 1000-800	0:12.39 800-600	0:29.37	2:25.54 (0:15.75)	2:09.79 [11] (0:13.62)	1:56.17 [11] (0:13.80)	1:42.37 [10] (0:13.09)	1:29.28 [10] (0:12.98)	1:16.30 [11] (0:12.68)	+1	

Scratched: Shocking Penny (#10), No Plan Be (#13)

Track Rating: Heavy 9, Weather: Overcast, Rail Position: +4m Entire

Section							Overall	L2000	L1800	L1600	L1400	L1200		
Field Times							2:23.90 (0:14.76)	2:09.14 (0:12.72)	1:56.42 (0:13.16)	1:43.26 (0:13.41)	1:29.86 (0:13.30)	1:16.56 (0:12.88)		
Position	#	Horse/Jockey	Barrier	Top Speed [km/h]	Fastest Section	First 400m								Distance Travelled From Winner [m]
11	8	ROCKING GOOD TIME	4	60.7	0:12.43	0:29.02	2:25.60	2:10.11 [8]	1:56.58 [9]	1:43.02 [9]	1:29.75 [9]	1:16.71 [9]		+12
		Kelly Myers		800-600	800-600		(0:15.49)	(0:13.53)	(0:13.56)	(0:13.27)	(0:13.04)	(0:12.90)		

Scratched: Shocking Penny (#10), No Plan Be (#13)

- [ ] Position in running at each section and finish # Saddle cloth number
- :-:- No data available at this section DNF Did not finish
- NA No data available DNT Did not track
- Background shading for fastest section

Track Rating: Heavy 9, Weather: Overcast, Rail Position: +4m Entire

Section												L1000	L800	L600	L400	L200		
Field Times												1:03.68 (0:12.92)	0:50.75 (0:12.92)	0:37.83 (0:12.42)	0:25.41 (0:12.19)	0:13.23 (0:13.23)		
Position	#	Horse/Jockey	Barrier	Top Speed [km/h]	Fastest Section	First 400m						Margin		Distance Travelled From Winner [m]				
1	4	<b>CAMPALDINO</b> Owen Bosson	9	61.0 600-400	0:12.19 400-200	0:27.48	1:03.68 [1] (0:12.92)	0:50.76 [1] (0:12.92)	0:37.84 [1] (0:12.42)	0:25.42 [1] (0:12.19)	0:13.23 [1] (0:13.23)	2:23.90						
2	7	<b>KING KHAN</b> Jasmine Fawcett	6	61.0 800-600	0:12.25 400-200	0:28.31	1:02.94 [6] (0:12.67)	0:50.27 [6] (0:12.61)	0:37.66 [3] (0:12.32)	0:25.34 [2] (0:12.25)	0:13.09 [2] (0:13.09)	0.8L		+9				
3	6	<b>SQUIRE</b> Niranjan Parmar	10	61.3 2200-2000	0:12.51 600-400	0:27.68	1:04.24 [2] (0:12.88)	0:51.36 [2] (0:12.92)	0:38.44 [2] (0:12.51)	0:25.93 [4] (0:12.64)	0:13.29 [6] (0:13.28)	4.8L		+9				
4	5	<b>RAAJOICES</b> Samantha Spratt	3	59.8 800-600	0:12.38 400-200	0:28.75	1:03.35 [7] (0:12.65)	0:50.70 [7] (0:12.56)	0:38.14 [7] (0:12.45)	0:25.69 [6] (0:12.38)	0:13.31 [5] (0:13.31)	4.8L		+4				
5	11	<b>PRINCESS ADDA</b> Ngakau Hailey	12	61.5 800-600	0:12.34 800-600	0:29.20	1:02.95 [11] (0:12.62)	0:50.33 [11] (0:12.34)	0:37.99 [11] (0:12.36)	0:25.63 [11] (0:12.39)	0:13.24 [7] (0:13.24)	5.8L		+10				
6	1	<b>RUACH</b> Jessica Allen	5	60.6 600-400	0:12.45 600-400	0:28.55	1:03.43 [8] (0:12.61)	0:50.82 [8] (0:12.71)	0:38.11 [10] (0:12.45)	0:25.66 [9] (0:12.59)	0:13.07 [8] (0:13.07)	5.8L		+8				
7	12	<b>BEAU ONDAGO</b> Maria Sanson	8	60.6 600-400	0:12.31 600-400	0:28.00	1:04.14 [4] (0:12.67)	0:51.47 [4] (0:12.93)	0:38.54 [4] (0:12.31)	0:26.23 [3] (0:12.43)	0:13.80 [3] (0:13.80)	5.8L		+5				
8	2	<b>ESPRESSO TO GO</b> Triston Moodley	2	59.1 800-600	0:12.42 600-400	0:28.47	1:04.31 [5] (0:12.71)	0:51.60 [5] (0:12.73)	0:38.87 [5] (0:12.42)	0:26.45 [5] (0:12.60)	0:13.85 [4] (0:13.85)	7.7L		-4				
9	9	<b>TE ATATU MEMPHIS</b> Bill Jacobson	7	60.5 2200-2000	0:12.70 600-400	0:27.93	1:04.80 [3] (0:12.87)	0:51.93 [3] (0:13.06)	0:38.87 [6] (0:12.70)	0:26.17 [8] (0:12.72)	0:13.45 [9] (0:13.45)	8.1L		-5				
10	3	<b>IN A PICKLE</b> Bailey Rogerson	11	59.1 1000-800	0:12.39 800-600	0:29.37	1:03.62 [10] (0:12.42)	0:51.20 [10] (0:12.39)	0:38.81 [9] (0:12.55)	0:26.26 [10] (0:12.75)	0:13.51 [11] (0:13.51)	9.1L		+1				

Scratched: Shocking Penny (#10), No Plan Be (#13)

Track Rating: Heavy 9, Weather: Overcast, Rail Position: +4m Entire

Section													
Field Times													
		L1000	L800	L600	L400	L200							
		1:03.68	0:50.75	0:37.83	0:25.41	0:13.23							
		(0:12.92)	(0:12.92)	(0:12.42)	(0:12.19)	(0:13.23)							
Position	#	Horse/Jockey	Barrier	Top Speed [km/h]	Fastest Section	First 400m						Margin	Distance Travelled From Winner [m]
11	8	ROCKING GOOD TIME	4	60.7	0:12.43	0:29.02	1:03.81 [9]	0:51.37 [9]	0:38.94 [8]	0:26.45 [7]	0:13.61 [10]	9.4L	+12
		Kelly Myers		800-600	800-600		(0:12.44)	(0:12.43)	(0:12.49)	(0:12.84)	(0:13.61)		

Scratched: Shocking Penny (#10), No Plan Be (#13)

- [ ] Position in running at each section and finish # Saddle cloth number
- :-:- No data available at this section DNF Did not finish
- NA No data available DNT Did not track
- Background shading for fastest section

Horse/Jockey Name	CAMPALDINO/Owen Bosson
Finish Rank	1
Fastest Section Time (Section)	0:12.19 (L400)
Top Speed [km/h] (Section)	61.0 (L600)
Race State	Finished



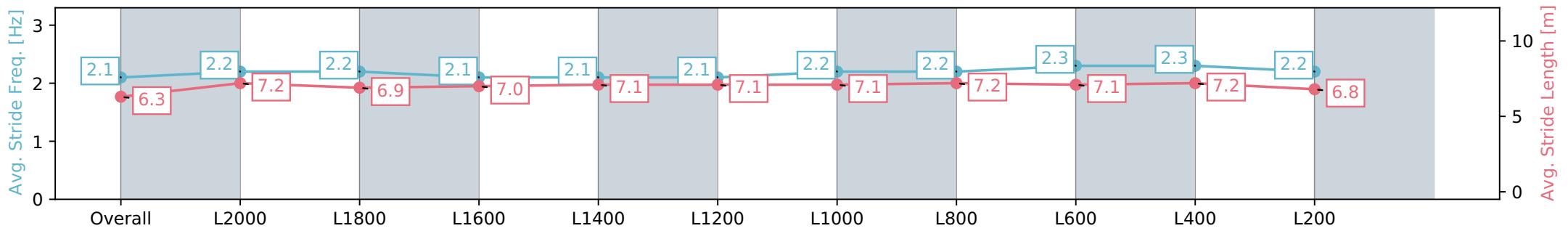
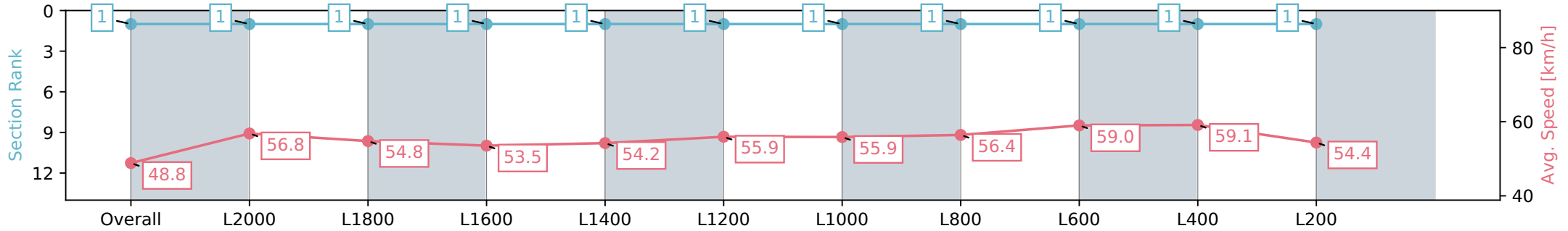
Pukekohe Park - Professional  
Race 4: DUNSTAN HORSEFEEDS 2200 - 2200m



01 June 2024 - 2:40PM

Track Rating: Heavy 9, Weather: Overcast, Rail Position: +4m Entire

Section	Overall	L2000	L1800	L1600	L1400	L1200	L1000	L800	L600	L400	L200
Section Times	2:23.90 [1] (0:14.75)	2:09.15 [1] (0:12.73)	1:56.42 [1] (0:13.15)	1:43.27 [1] (0:13.41)	1:29.86 [1] (0:13.28)	1:16.57 [1] (0:12.89)	1:03.68 [1] (0:12.92)	0:50.76 [1] (0:12.92)	0:37.84 [1] (0:12.42)	0:25.42 [1] (0:12.19)	0:13.23 [1] (0:13.23)
Average Speed [km/h]	48.8	56.8	54.8	53.5	54.2	55.9	55.9	56.4	59.0	59.1	54.4
Top Speed [km/h]	59.0	58.1	55.7	54.1	54.6	56.7	56.4	57.7	60.8	61.0	56.4
Avg. Dist. to Rail [m]	8.4	1.1	0.1	0.3	0.1	0.1	0.6	2.4	5.1	6.9	5.6
Avg. Stride Freq. [Hz]	2.1	2.2	2.2	2.1	2.1	2.1	2.2	2.2	2.3	2.3	2.2
Avg. Stride Length [m]	6.3	7.2	6.9	7.0	7.1	7.1	7.1	7.2	7.1	7.2	6.8



- [ ] Ranking at each section and finish
- :-:- No data available at this section
- NA No data available

Horse/Jockey Name	KING KHAN/Jasmine Fawcett
Finish Rank	2
Fastest Section Time (Section)	0:12.25 (L400)
Top Speed [km/h] (Section)	61.0 (L800)
Race State	Finished

AUCKLAND  
THOROUGHBRED  
SINCE RACING 1864

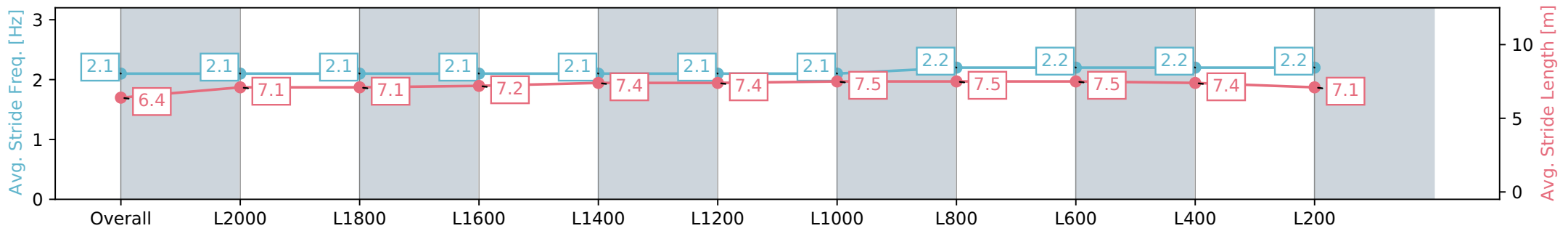
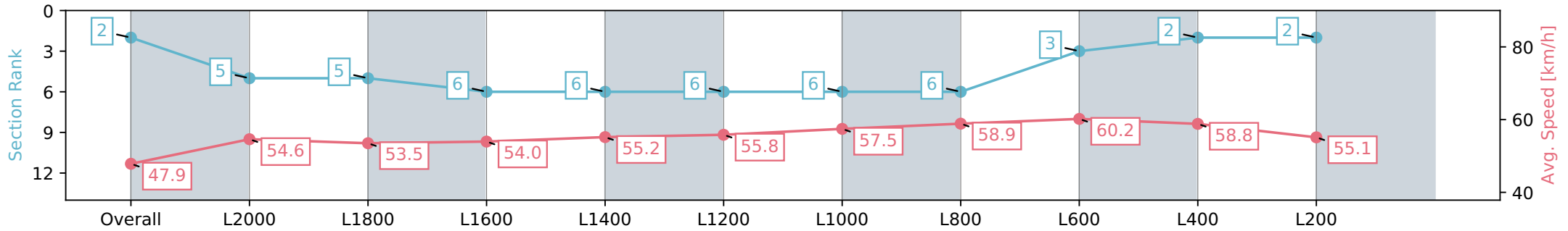
Pukekohe Park - Professional  
Race 4: DUNSTAN HORSEFEEDS 2200 - 2200m

PUKEKOHE  
PARK

01 June 2024 - 2:40PM

Track Rating: Heavy 9, Weather: Overcast, Rail Position: +4m Entire

Section	Overall	L2000	L1800	L1600	L1400	L1200	L1000	L800	L600	L400	L200
Section Times	2:24.04 [2] (0:15.07)	2:08.97 [5] (0:13.24)	1:55.73 [5] (0:13.48)	1:42.25 [6] (0:13.33)	1:28.92 [6] (0:13.08)	1:15.84 [6] (0:12.90)	1:02.94 [6] (0:12.67)	0:50.27 [6] (0:12.61)	0:37.66 [3] (0:12.32)	0:25.34 [2] (0:12.25)	0:13.09 [2] (0:13.09)
Average Speed [km/h]	47.9	54.6	53.5	54.0	55.2	55.8	57.5	58.9	60.2	58.8	55.1
Top Speed [km/h]	57.1	56.4	55.1	55.9	57.0	57.5	58.6	60.0	61.0	60.6	56.3
Avg. Dist. to Rail [m]	6.8	1.9	0.3	0.5	1.0	1.1	2.0	5.8	8.3	11.0	9.3
Avg. Stride Freq. [Hz]	2.1	2.1	2.1	2.1	2.1	2.1	2.1	2.2	2.2	2.2	2.2
Avg. Stride Length [m]	6.4	7.1	7.1	7.2	7.4	7.4	7.5	7.5	7.5	7.4	7.1



Report Created: Sat 01 June 2024 12:58:29 GMT+10 (Note: Timing is based on positional data)

- [ ] Ranking at each section and finish
- :-:- No data available at this section
- NA No data available

Horse/Jockey Name	SQUIRE/Niranjan Parmar
Finish Rank	3
Fastest Section Time (Section)	0:12.51 (L600)
Top Speed [km/h] (Section)	61.3 (Overall)
Race State	Finished

AUCKLAND  
THOROUGHBRED  
SINCE RACING 1864

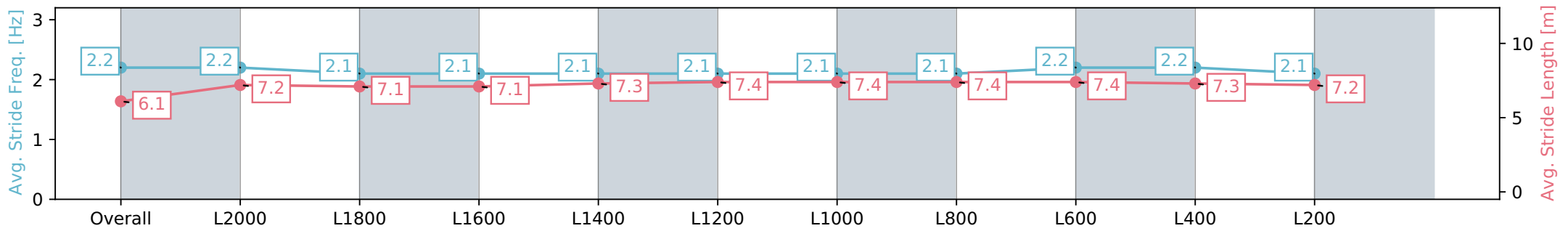
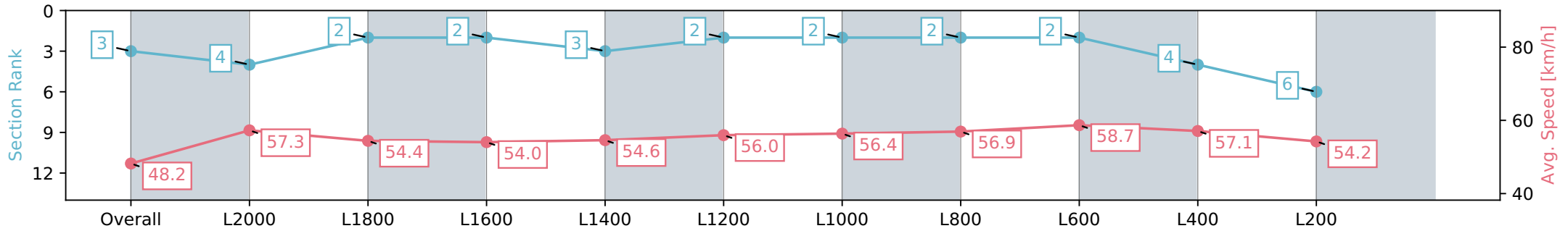
Pukekohe Park - Professional  
Race 4: DUNSTAN HORSEFEEDS 2200 - 2200m

PUKEKOHE  
PARK

01 June 2024 - 2:40PM

Track Rating: Heavy 9, Weather: Overcast, Rail Position: +4m Entire

Section	Overall	L2000	L1800	L1600	L1400	L1200	L1000	L800	L600	L400	L200
Section Times	2:24.73 [3] (0:14.95)	2:09.78 [4] (0:12.73)	1:57.05 [2] (0:13.33)	1:43.72 [2] (0:13.39)	1:30.33 [3] (0:13.20)	1:17.13 [2] (0:12.89)	1:04.24 [2] (0:12.88)	0:51.36 [2] (0:12.92)	0:38.44 [2] (0:12.51)	0:25.93 [4] (0:12.64)	0:13.29 [6] (0:13.28)
Average Speed [km/h]	48.2	57.3	54.4	54.0	54.6	56.0	56.4	56.9	58.7	57.1	54.2
Top Speed [km/h]	61.3	61.0	55.3	55.7	55.2	56.7	57.1	57.7	59.5	59.2	54.7
Avg. Dist. to Rail [m]	11.0	3.2	1.1	1.3	1.4	1.2	1.8	3.9	5.5	7.1	6.3
Avg. Stride Freq. [Hz]	2.2	2.2	2.1	2.1	2.1	2.1	2.1	2.1	2.2	2.2	2.1
Avg. Stride Length [m]	6.1	7.2	7.1	7.1	7.3	7.4	7.4	7.4	7.4	7.3	7.2



Report Created: Sat 01 June 2024 12:58:33 GMT+10 (Note: Timing is based on positional data)

Page 7/15

- [ ] Ranking at each section and finish
- :-:- No data available at this section
- NA No data available

Horse/Jockey Name	RAAJICES/Samantha Spratt
Finish Rank	4
Fastest Section Time (Section)	0:12.38 (L400)
Top Speed [km/h] (Section)	59.8 (L800)
Race State	Finished

AUCKLAND  
THOROUGHBRED  
SINCE RACING 1864

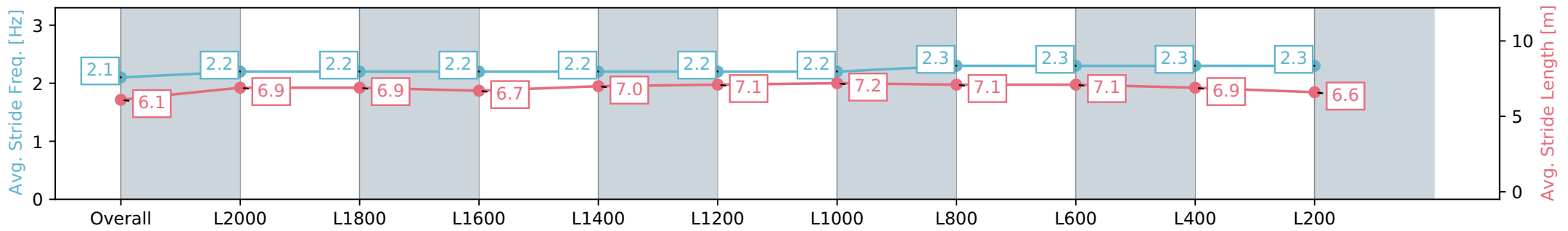
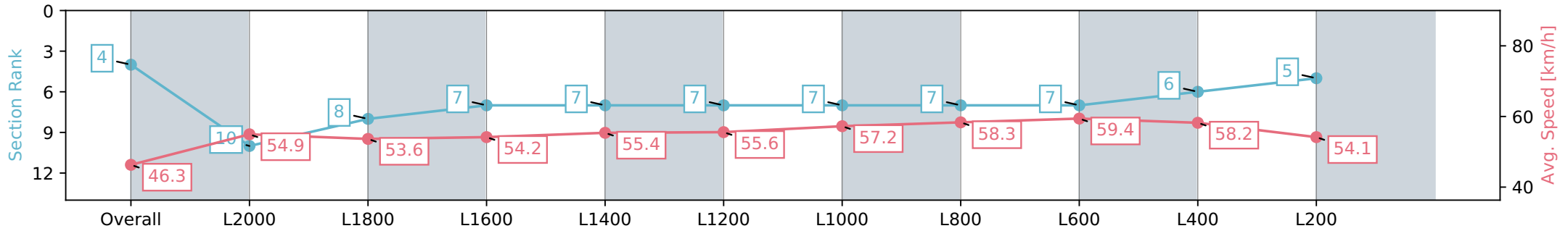
Pukekohe Park - Professional  
Race 4: DUNSTAN HORSEFEEDS 2200 - 2200m

PUKEKOHE  
PARK

01 June 2024 - 2:40PM

Track Rating: Heavy 9, Weather: Overcast, Rail Position: +4m Entire

Section	Overall	L2000	L1800	L1600	L1400	L1200	L1000	L800	L600	L400	L200
Section Times	2:24.74 [4] (0:15.59)	2:09.15 [10] (0:13.16)	1:55.99 [8] (0:13.39)	1:42.60 [7] (0:13.30)	1:29.30 [7] (0:13.01)	1:16.29 [7] (0:12.94)	1:03.35 [7] (0:12.65)	0:50.70 [7] (0:12.56)	0:38.14 [7] (0:12.45)	0:25.69 [6] (0:12.38)	0:13.31 [5] (0:13.31)
Average Speed [km/h]	46.3	54.9	53.6	54.2	55.4	55.6	57.2	58.3	59.4	58.2	54.1
Top Speed [km/h]	58.2	57.9	54.7	55.2	56.7	56.9	59.3	59.4	59.8	59.7	55.7
Avg. Dist. to Rail [m]	3.8	1.1	0.1	0.2	0.3	0.3	0.8	3.3	7.7	12.6	11.5
Avg. Stride Freq. [Hz]	2.1	2.2	2.2	2.2	2.2	2.2	2.2	2.3	2.3	2.3	2.3
Avg. Stride Length [m]	6.1	6.9	6.9	6.7	7.0	7.1	7.2	7.1	7.1	6.9	6.6



Report Created: Sat 01 June 2024 12:58:38 GMT+10 (Note: Timing is based on positional data)

Page 8/15

- [ ] Ranking at each section and finish
- :-:- No data available at this section
- NA No data available



Horse/Jockey Name	PRINCESS ADDA/Ngakau Hailey
Finish Rank	5
Fastest Section Time (Section)	0:12.34 (L800)
Top Speed [km/h] (Section)	61.5 (L800)
Race State	Finished

AUCKLAND  
THOROUGHBRED  
SINCE RACING 1874

Pukekohe Park - Professional

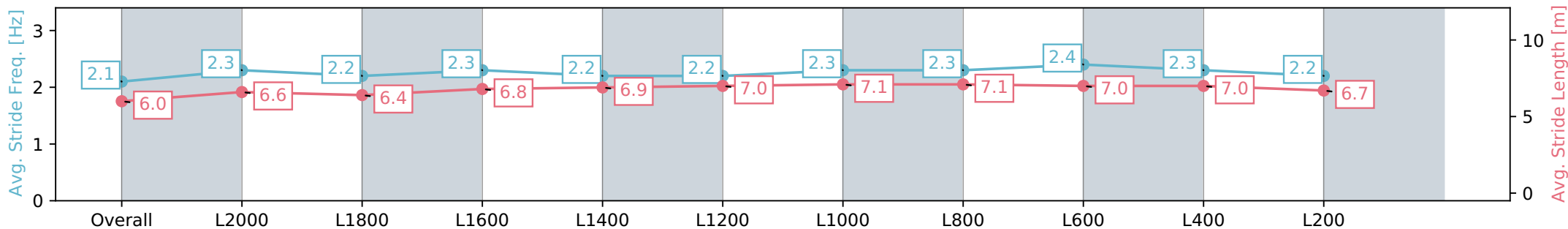
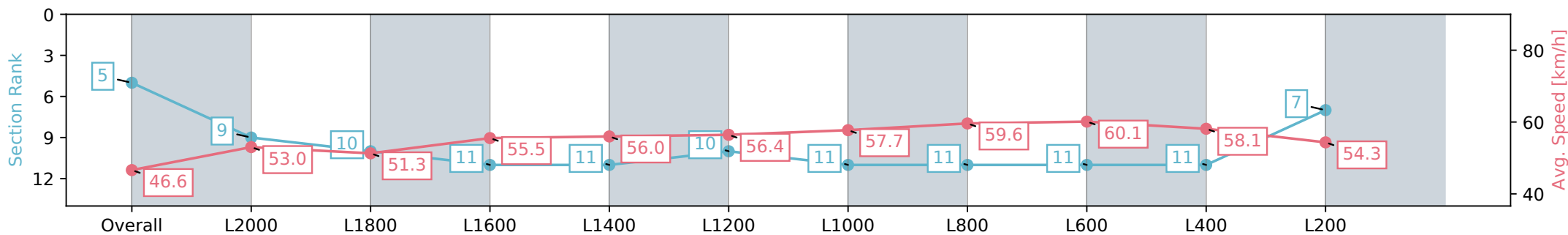
Race 4: DUNSTAN HORSEFEEDS 2200 - 2200m

PUKEKOHE  
PARK

01 June 2024 - 2:40PM

Track Rating: Heavy 9, Weather: Overcast, Rail Position: +4m Entire

Section	Overall	L2000	L1800	L1600	L1400	L1200	L1000	L800	L600	L400	L200
Section Times	2:24.91 [5] (0:15.49)	2:09.42 [9] (0:13.71)	1:55.71 [10] (0:14.08)	1:41.63 [11] (0:13.04)	1:28.59 [11] (0:12.89)	1:15.70 [10] (0:12.75)	1:02.95 [11] (0:12.62)	0:50.33 [11] (0:12.34)	0:37.99 [11] (0:12.36)	0:25.63 [11] (0:12.39)	0:13.24 [7] (0:13.24)
Average Speed [km/h]	46.6	53.0	51.3	55.5	56.0	56.4	57.7	59.6	60.1	58.1	54.3
Top Speed [km/h]	57.3	57.2	54.4	57.8	56.5	57.0	59.4	60.6	61.5	60.6	55.6
Avg. Dist. to Rail [m]	10.8	2.2	0.9	1.2	1.8	2.0	2.3	3.4	9.3	14.1	12.9
Avg. Stride Freq. [Hz]	2.1	2.3	2.2	2.3	2.2	2.2	2.3	2.3	2.4	2.3	2.2
Avg. Stride Length [m]	6.0	6.6	6.4	6.8	6.9	7.0	7.1	7.1	7.0	7.0	6.7



Report Created: Sat 01 June 2024 12:58:42 GMT+10 (Note: Timing is based on positional data)

Page 9/15

[ ] Ranking at each section and finish

-:-:- No data available at this section

NA No data available

Horse/Jockey Name	RUACH/Jessica Allen
Finish Rank	6
Fastest Section Time (Section)	0:12.45 (L600)
Top Speed [km/h] (Section)	60.6 (L600)
Race State	Finished

AUCKLAND  
THOROUGHBRED  
SINCE RACING 1864

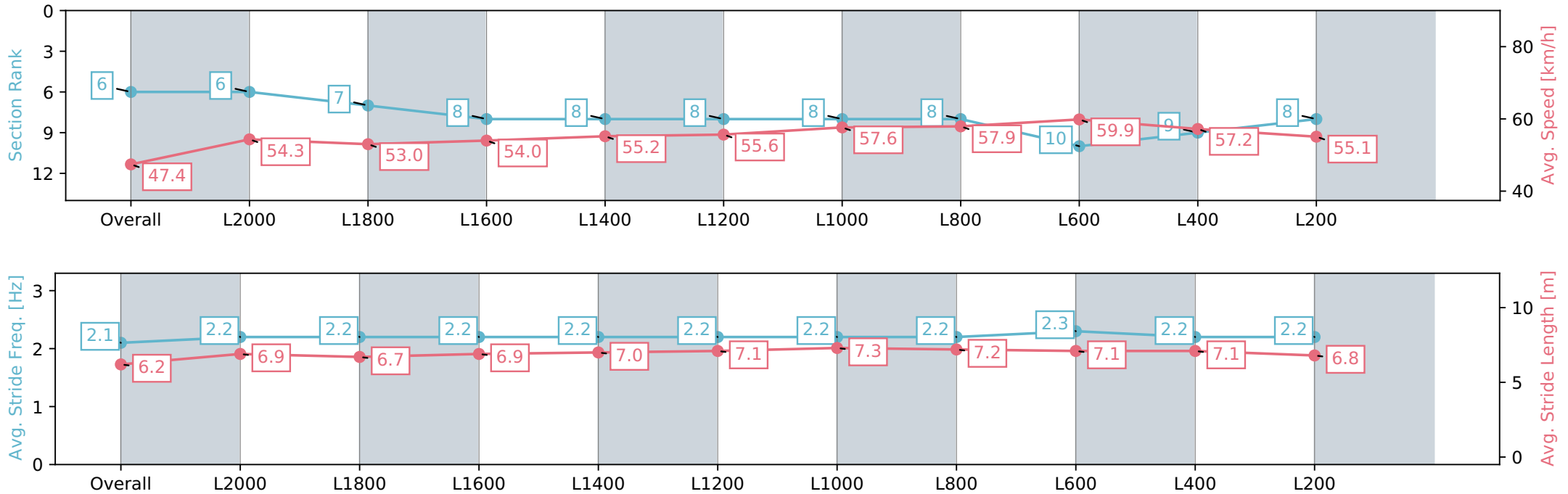
Pukekohe Park - Professional  
Race 4: DUNSTAN HORSEFEEDS 2200 - 2200m

PUKEKOHE  
PARK

01 June 2024 - 2:40PM

Track Rating: Heavy 9, Weather: Overcast, Rail Position: +4m Entire

Section	Overall	L2000	L1800	L1600	L1400	L1200	L1000	L800	L600	L400	L200
Section Times	2:24.92 [6] (0:15.19)	2:09.73 [6] (0:13.36)	1:56.37 [7] (0:13.61)	1:42.76 [8] (0:13.31)	1:29.45 [8] (0:13.08)	1:16.37 [8] (0:12.94)	1:03.43 [8] (0:12.61)	0:50.82 [8] (0:12.71)	0:38.11 [10] (0:12.45)	0:25.66 [9] (0:12.59)	0:13.07 [8] (0:13.07)
Average Speed [km/h]	47.4	54.3	53.0	54.0	55.2	55.6	57.6	57.9	59.9	57.2	55.1
Top Speed [km/h]	56.6	55.7	54.3	55.9	56.2	57.8	58.1	58.6	60.6	60.6	56.0
Avg. Dist. to Rail [m]	5.1	1.6	0.4	0.2	0.6	0.8	1.7	4.0	9.9	14.9	15.1
Avg. Stride Freq. [Hz]	2.1	2.2	2.2	2.2	2.2	2.2	2.2	2.2	2.3	2.2	2.2
Avg. Stride Length [m]	6.2	6.9	6.7	6.9	7.0	7.1	7.3	7.2	7.1	7.1	6.8



Report Created: Sat 01 June 2024 12:58:46 GMT+10 (Note: Timing is based on positional data)

- [ ] Ranking at each section and finish
- :-:- No data available at this section
- NA No data available

Horse/Jockey Name	BEAU ONDAGO/Maria Sanson
Finish Rank	7
Fastest Section Time (Section)	0:12.31 (L600)
Top Speed [km/h] (Section)	60.6 (L600)
Race State	Finished

AUCKLAND  
THOROUGHBRED  
SINCE RACING 1864

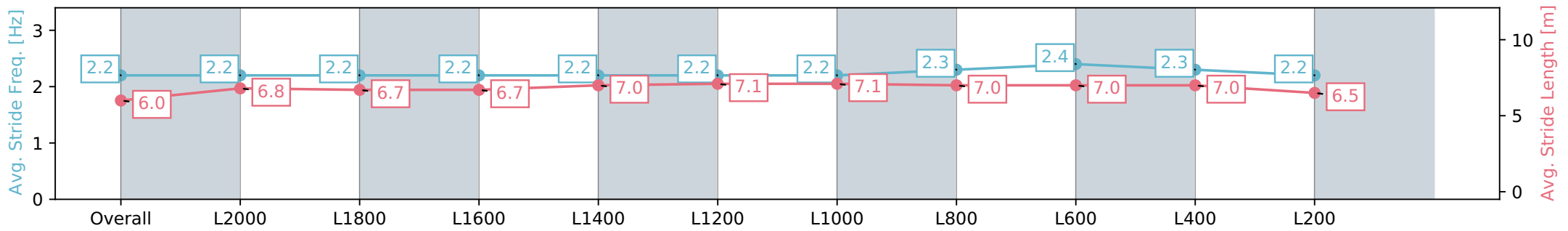
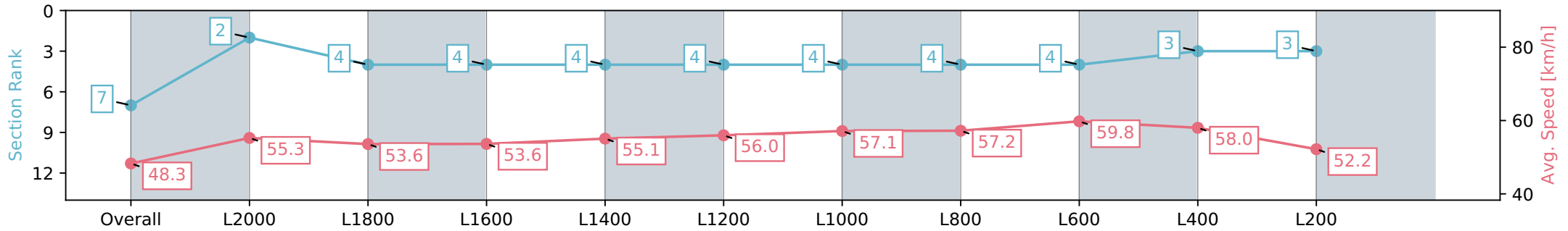
Pukekohe Park - Professional  
Race 4: DUNSTAN HORSEFEEDS 2200 - 2200m

PUKEKOHE  
PARK

01 June 2024 - 2:40PM

Track Rating: Heavy 9, Weather: Overcast, Rail Position: +4m Entire

Section	Overall	L2000	L1800	L1600	L1400	L1200	L1000	L800	L600	L400	L200
Section Times	2:24.94 [7] (0:14.92)	2:10.02 [2] (0:13.08)	1:56.94 [4] (0:13.46)	1:43.48 [4] (0:13.37)	1:30.11 [4] (0:13.11)	1:17.00 [4] (0:12.86)	1:04.14 [4] (0:12.67)	0:51.47 [4] (0:12.93)	0:38.54 [4] (0:12.31)	0:26.23 [3] (0:12.43)	0:13.80 [3] (0:13.80)
Average Speed [km/h]	48.3	55.3	53.6	53.6	55.1	56.0	57.1	57.2	59.8	58.0	52.2
Top Speed [km/h]	59.6	59.6	54.4	54.6	56.3	57.9	58.0	59.0	60.5	60.6	54.2
Avg. Dist. to Rail [m]	8.0	1.5	0.1	0.5	0.2	0.3	1.4	4.5	6.3	8.8	7.2
Avg. Stride Freq. [Hz]	2.2	2.2	2.2	2.2	2.2	2.2	2.2	2.3	2.4	2.3	2.2
Avg. Stride Length [m]	6.0	6.8	6.7	6.7	7.0	7.1	7.1	7.0	7.0	7.0	6.5



- [ ] Ranking at each section and finish
- :-:- No data available at this section
- NA No data available

Horse/Jockey Name	ESPRESSO TO GO/Triston Moodley
Finish Rank	8
Fastest Section Time (Section)	0:12.42 (L600)
Top Speed [km/h] (Section)	59.1 (L800)
Race State	Finished

AUCKLAND  
THOROUGHBRED  
SINCE RACING 1864

Pukekohe Park - Professional

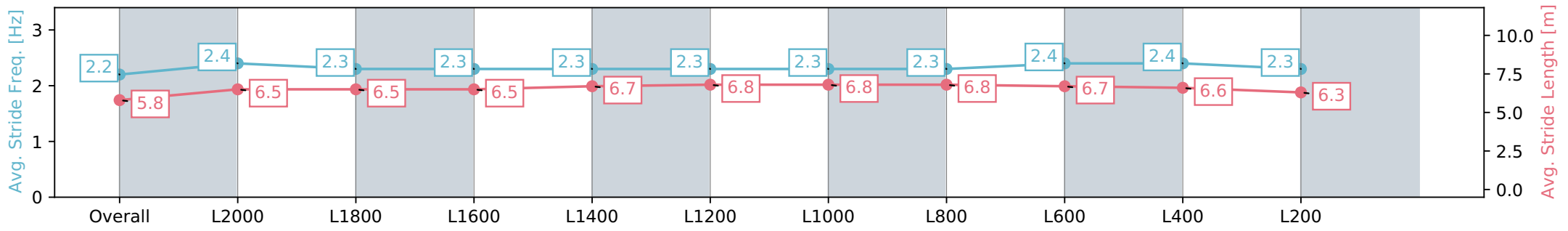
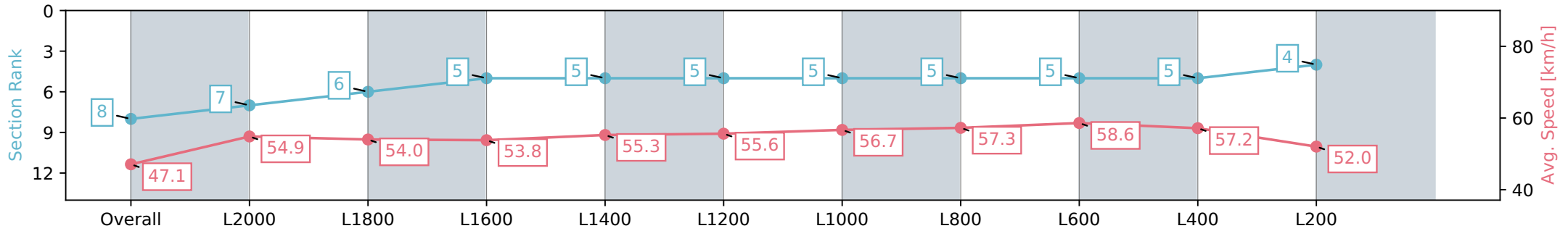
Race 4: DUNSTAN HORSEFEEDS 2200 - 2200m

PUKEKOHE  
PARK

01 June 2024 - 2:40PM

Track Rating: Heavy 9, Weather: Overcast, Rail Position: +4m Entire

Section	Overall	L2000	L1800	L1600	L1400	L1200	L1000	L800	L600	L400	L200
Section Times	2:25.28 [8] (0:15.27)	2:10.01 [7] (0:13.20)	1:56.81 [6] (0:13.24)	1:43.57 [5] (0:13.28)	1:30.28 [5] (0:13.02)	1:17.26 [5] (0:12.95)	1:04.31 [5] (0:12.71)	0:51.60 [5] (0:12.73)	0:38.87 [5] (0:12.42)	0:26.45 [5] (0:12.60)	0:13.85 [4] (0:13.85)
Average Speed [km/h]	47.1	54.9	54.0	53.8	55.3	55.6	56.7	57.3	58.6	57.2	52.0
Top Speed [km/h]	58.8	57.6	54.4	54.7	56.4	56.7	58.0	58.4	59.1	58.7	53.5
Avg. Dist. to Rail [m]	4.1	1.5	1.5	1.3	0.7	0.7	0.7	1.7	3.9	6.0	6.1
Avg. Stride Freq. [Hz]	2.2	2.4	2.3	2.3	2.3	2.3	2.3	2.3	2.4	2.4	2.3
Avg. Stride Length [m]	5.8	6.5	6.5	6.5	6.7	6.8	6.8	6.8	6.7	6.6	6.3



- [ ] Ranking at each section and finish
- :-:- No data available at this section
- NA No data available

Horse/Jockey Name	TE ATATU MEMPHIS/Bill Jacobson
Finish Rank	9
Fastest Section Time (Section)	0:12.70 (L600)
Top Speed [km/h] (Section)	60.5 (Overall)
Race State	Finished

AUCKLAND  
THOROUGHBRED  
SINCE RACING 1864

Pukekohe Park - Professional

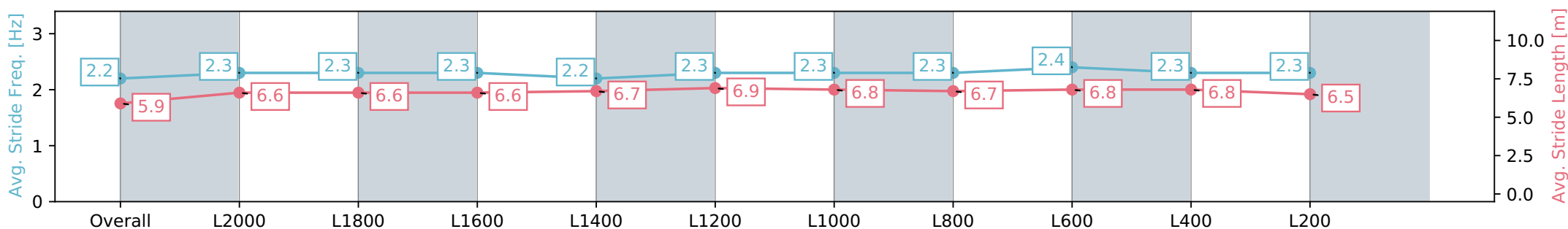
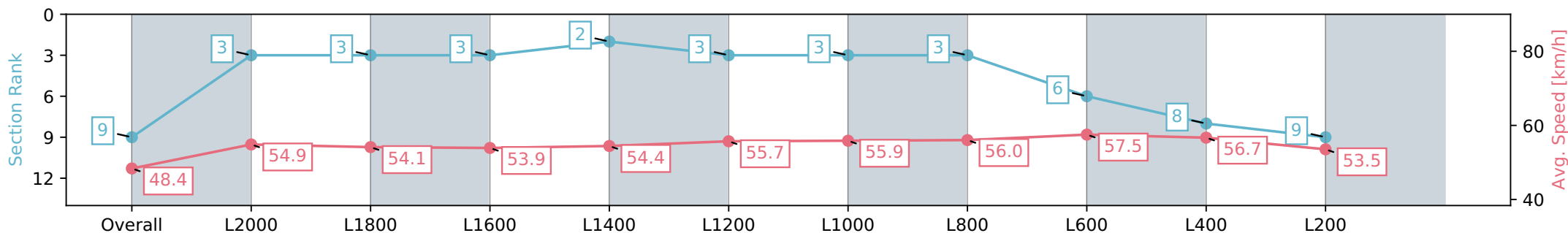
Race 4: DUNSTAN HORSEFEEDS 2200 - 2200m

01 June 2024 - 2:40PM

PUKEKOHE  
PARK

Track Rating: Heavy 9, Weather: Overcast, Rail Position: +4m Entire

Section	Overall	L2000	L1800	L1600	L1400	L1200	L1000	L800	L600	L400	L200
Section Times	2:25.35 [9] (0:14.93)	2:10.42 [3] (0:13.00)	1:57.42 [3] (0:13.16)	1:44.26 [3] (0:13.30)	1:30.96 [2] (0:13.23)	1:17.73 [3] (0:12.93)	1:04.80 [3] (0:12.87)	0:51.93 [3] (0:13.06)	0:38.87 [6] (0:12.70)	0:26.17 [8] (0:12.72)	0:13.45 [9] (0:13.45)
Average Speed [km/h]	48.4	54.9	54.1	53.9	54.4	55.7	55.9	56.0	57.5	56.7	53.5
Top Speed [km/h]	60.5	57.4	55.0	54.6	55.4	56.8	56.8	58.1	59.0	58.1	55.2
Avg. Dist. to Rail [m]	5.6	1.6	1.4	0.7	0.7	1.0	0.8	2.8	3.6	7.3	7.7
Avg. Stride Freq. [Hz]	2.2	2.3	2.3	2.3	2.2	2.3	2.3	2.3	2.4	2.3	2.3
Avg. Stride Length [m]	5.9	6.6	6.6	6.6	6.7	6.9	6.8	6.7	6.8	6.8	6.5



- [ ] Ranking at each section and finish
- :-:- No data available at this section
- NA No data available

Horse/Jockey Name	IN A PICKLE/Bailey Rogerson
Finish Rank	10
Fastest Section Time (Section)	0:12.39 (L800)
Top Speed [km/h] (Section)	59.1 (L1000)
Race State	Finished

AUCKLAND  
THOROUGHBRED  
SINCE RACING 1864

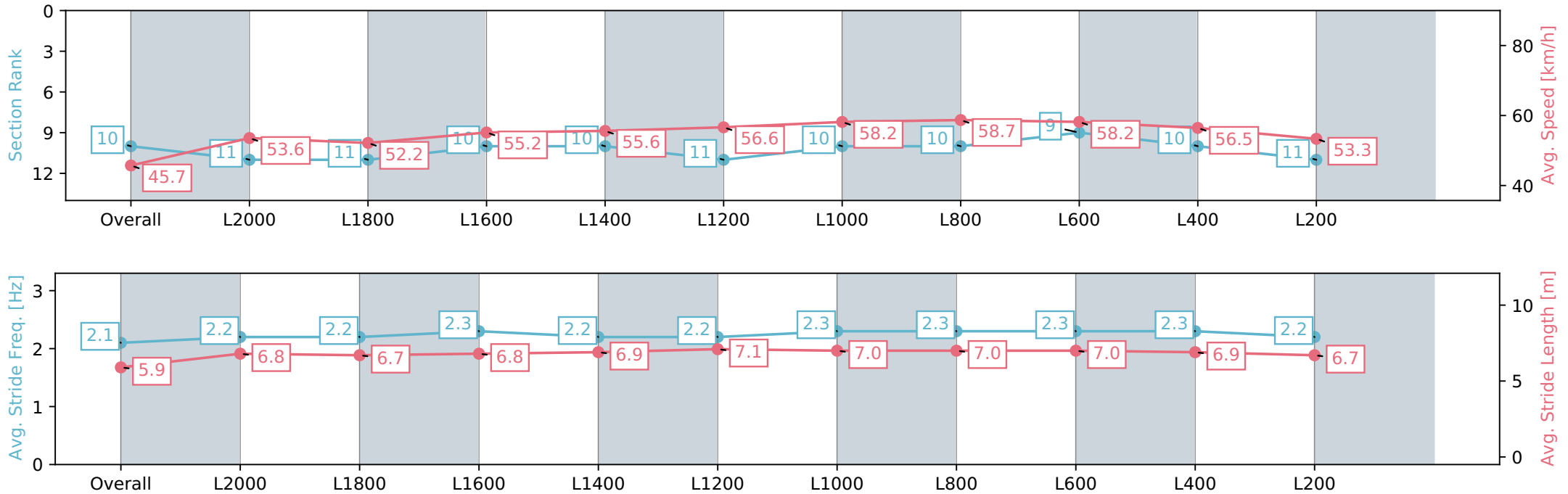
Pukekohe Park - Professional  
Race 4: DUNSTAN HORSEFEEDS 2200 - 2200m

PUKEKOHE  
PARK

01 June 2024 - 2:40PM

Track Rating: Heavy 9, Weather: Overcast, Rail Position: +4m Entire

Section	Overall	L2000	L1800	L1600	L1400	L1200	L1000	L800	L600	L400	L200
Section Times	2:25.54 [10] (0:15.75)	2:09.79 [11] (0:13.62)	1:56.17 [11] (0:13.80)	1:42.37 [10] (0:13.09)	1:29.28 [10] (0:12.98)	1:16.30 [11] (0:12.68)	1:03.62 [10] (0:12.42)	0:51.20 [10] (0:12.39)	0:38.81 [9] (0:12.55)	0:26.26 [10] (0:12.75)	0:13.51 [11] (0:13.51)
Average Speed [km/h]	45.7	53.6	52.2	55.2	55.6	56.6	58.2	58.7	58.2	56.5	53.3
Top Speed [km/h]	57.3	57.1	54.6	56.4	56.8	57.7	58.7	59.1	58.8	57.2	54.3
Avg. Dist. to Rail [m]	10.1	2.8	0.2	0.4	0.5	0.3	0.8	1.7	4.0	6.8	6.7
Avg. Stride Freq. [Hz]	2.1	2.2	2.2	2.3	2.2	2.2	2.3	2.3	2.3	2.3	2.2
Avg. Stride Length [m]	5.9	6.8	6.7	6.8	6.9	7.1	7.0	7.0	7.0	6.9	6.7



Report Created: Sat 01 June 2024 12:59:03 GMT+10 (Note: Timing is based on positional data)

Page 14/15

- [ ] Ranking at each section and finish
- :-:- No data available at this section
- NA No data available

Horse/Jockey Name	ROCKING GOOD TIME/Kelly Myers
Finish Rank	11
Fastest Section Time (Section)	0:12.43 (L800)
Top Speed [km/h] (Section)	60.7 (L800)
Race State	Finished

AUCKLAND  
THOROUGHBRED  
SINCE RACING 1864

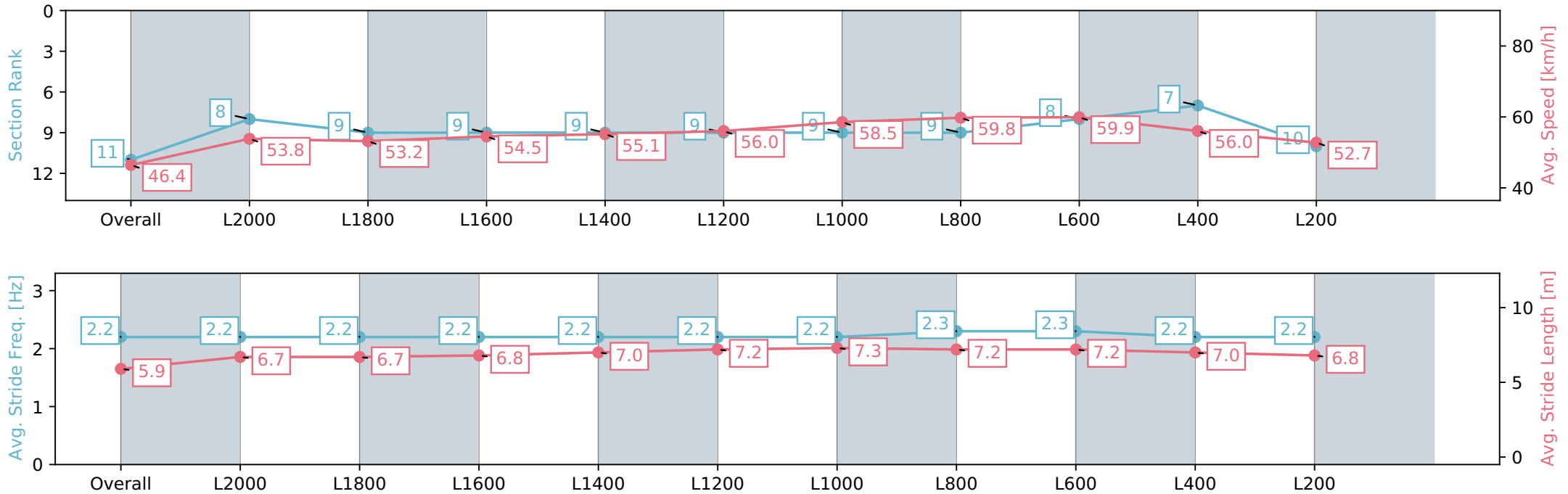
Pukekohe Park - Professional  
Race 4: DUNSTAN HORSEFEEDS 2200 - 2200m

PUKEKOHE  
PARK

01 June 2024 - 2:40PM

Track Rating: Heavy 9, Weather: Overcast, Rail Position: +4m Entire

Section	Overall	L2000	L1800	L1600	L1400	L1200	L1000	L800	L600	L400	L200
Section Times	2:25.60 [11] (0:15.49)	2:10.11 [8] (0:13.53)	1:56.58 [9] (0:13.56)	1:43.02 [9] (0:13.27)	1:29.75 [9] (0:13.04)	1:16.71 [9] (0:12.90)	1:03.81 [9] (0:12.44)	0:51.37 [9] (0:12.43)	0:38.94 [8] (0:12.49)	0:26.45 [7] (0:12.84)	0:13.61 [10] (0:13.61)
Average Speed [km/h]	46.4	53.8	53.2	54.5	55.1	56.0	58.5	59.8	59.9	56.0	52.7
Top Speed [km/h]	56.9	56.2	53.7	55.5	55.9	57.0	59.3	60.7	60.7	58.2	54.1
Avg. Dist. to Rail [m]	5.7	2.5	0.5	1.3	1.5	1.4	2.1	5.4	11.1	16.1	15.6
Avg. Stride Freq. [Hz]	2.2	2.2	2.2	2.2	2.2	2.2	2.2	2.3	2.3	2.2	2.2
Avg. Stride Length [m]	5.9	6.7	6.7	6.8	7.0	7.2	7.3	7.2	7.2	7.0	6.8



Report Created: Sat 01 June 2024 12:59:07 GMT+10 (Note: Timing is based on positional data)

- [ ] Ranking at each section and finish
- :-:- No data available at this section
- NA No data available