

Track Rating: Heavy 10, Weather: Raining, Rail Position: True

Section Field Times							Overall	L1400	L1200	L1000	L800	L600		
							1:34.17 (0:08.60)	1:25.56 (0:11.77)	1:13.80 (0:12.13)	1:01.67 (0:12.60)	0:49.07 (0:12.78)	0:36.28 (0:12.16)		
Position	#	Horse/Jockey	Barrier	Top Speed [km/h]	Fastest Section	First 400m							Distance Travelled From Winner [m]	
1	5	<b>DEVASTATE</b> Michael McNab	2	64.4 600-400	0:11.64 400-200	0:26.56	1:34.17 (0:08.60)	1:25.57 [1] (0:11.93)	1:13.64 [2] (0:12.13)	1:01.51 [2] (0:12.60)	0:48.91 [2] (0:12.70)	0:36.21 [2] (0:12.08)		
2	6	<b>ZAILA</b> Craig Grylls	6	64.0 800-600	0:11.72 400-200	0:26.73	1:34.20 (0:08.68)	1:25.52 [3] (0:12.07)	1:13.45 [3] (0:12.02)	1:01.43 [3] (0:12.59)	0:48.84 [3] (0:12.68)	0:36.16 [3] (0:12.07)	+8	
3	12	<b>ACCIDENTAL TOURIST</b> Niranjan Parmar	10	64.8 600-400	0:11.39 400-200	0:27.40	1:34.20 (0:09.43)	1:24.77 [9] (0:12.03)	1:12.74 [10] (0:12.01)	1:00.73 [10] (0:12.51)	0:48.22 [10] (0:12.56)	0:35.65 [9] (0:12.00)	+7	
4	2	<b>CHATTAHOOCHEE</b> Ngakau Hailey	3	63.9 600-400	0:11.74 400-200	0:26.78	1:34.44 (0:08.78)	1:25.66 [5] (0:11.98)	1:13.68 [4] (0:12.08)	1:01.60 [4] (0:12.56)	0:49.03 [4] (0:12.69)	0:36.34 [5] (0:12.04)	+2	
5	11	<b>THUNDER</b> James Doyle	9	64.3 600-400	0:11.44 400-200	0:27.34	1:34.53 (0:09.45)	1:25.08 [10] (0:11.94)	1:13.14 [9] (0:12.06)	1:01.08 [9] (0:12.51)	0:48.57 [9] (0:12.66)	0:35.91 [10] (0:12.25)	+5	
6	7	<b>ENCHANTED ELLE</b> Jessica Allen	8	63.3 600-400	0:11.73 400-200	0:27.16	1:34.56 (0:09.09)	1:25.47 [8] (0:12.03)	1:13.44 [8] (0:12.15)	1:01.29 [8] (0:12.48)	0:48.81 [8] (0:12.64)	0:36.17 [8] (0:12.20)	-1	
7	10	<b>OUR TRISTABELLE</b> Warren Kennedy	7	63.2 800-600	0:11.77 400-200	0:27.01	1:34.75 (0:09.05)	1:25.70 [7] (0:12.01)	1:13.69 [6] (0:12.08)	1:01.61 [7] (0:12.55)	0:49.06 [7] (0:12.62)	0:36.44 [7] (0:11.99)	+0	
8	3	<b>QUALITY TIME</b> Samantha Spratt	5	62.6 600-400	0:11.87 400-200	0:26.81	1:35.48 (0:08.72)	1:26.76 [4] (0:12.10)	1:14.66 [5] (0:12.13)	1:02.53 [5] (0:12.53)	0:50.00 [5] (0:12.61)	0:37.39 [4] (0:12.22)	+1	
9	4	<b>PAISLEY PARK</b> Vincent Colgan	11	62.8 600-400	0:11.89 400-200	0:27.02	1:35.77 (0:09.04)	1:26.73 [6] (0:12.03)	1:14.70 [7] (0:12.06)	1:02.64 [6] (0:12.48)	0:50.16 [6] (0:12.63)	0:37.53 [6] (0:12.15)	+6	
10	8	<b>POW WOW</b> Kelly Myers	1	62.8 1600-1400	0:11.72 1400-1200	0:26.42	1:36.12 (0:08.65)	1:27.47 [2] (0:11.72)	1:15.75 [1] (0:12.13)	1:03.62 [1] (0:12.60)	0:51.02 [1] (0:12.78)	0:38.24 [1] (0:12.21)	-5	

Scratched: Not Ideal (#1), C'est Moi (#9), Cakebytheocean (#13), Trigon Lad (#14)

Track Rating: Heavy 10, Weather: Raining, Rail Position: True

Section Field Times						L400	L200						
						0:24.13	0:12.49						
						(0:11.64)	(0:12.49)						
Position	#	Horse/Jockey	Barrier	Top Speed [km/h]	Fastest Section	First 400m			Margin				Distance Travelled From Winner [m]
1	5	<b>DEVASTATE</b> Michael McNab	2	64.4 600-400	0:11.64 400-200	0:26.56	0:24.13 [1] (0:11.64)	0:12.49 [1] (0:12.49)	1:34.17				
2	6	<b>ZAILA</b> Craig Grylls	6	64.0 800-600	0:11.72 400-200	0:26.73	0:24.09 [3] (0:11.72)	0:12.37 [2] (0:12.37)	0.2L				+8
3	12	<b>ACCIDENTAL TOURIST</b> Niranjan Parmar	10	64.8 600-400	0:11.39 400-200	0:27.40	0:23.65 [8] (0:11.39)	0:12.26 [4] (0:12.26)	0.2L				+7
4	2	<b>CHATTAHOOCHEE</b> Ngakau Hailey	3	63.9 600-400	0:11.74 400-200	0:26.78	0:24.30 [4] (0:11.74)	0:12.56 [3] (0:12.56)	1.5L				+2
5	11	<b>THUNDER</b> James Doyle	9	64.3 600-400	0:11.44 400-200	0:27.34	0:23.66 [10] (0:11.44)	0:12.22 [8] (0:12.22)	2.0L				+5
6	7	<b>ENCHANTED ELLE</b> Jessica Allen	8	63.3 600-400	0:11.73 400-200	0:27.16	0:23.97 [9] (0:11.73)	0:12.24 [10] (0:12.24)	2.3L				-1
7	10	<b>OUR TRISTABELLE</b> Warren Kennedy	7	63.2 800-600	0:11.77 400-200	0:27.01	0:24.45 [5] (0:11.77)	0:12.68 [5] (0:12.68)	3.3L				+0
8	3	<b>QUALITY TIME</b> Samantha Spratt	5	62.6 600-400	0:11.87 400-200	0:26.81	0:25.17 [6] (0:11.87)	0:13.30 [6] (0:13.30)	7.3L				+1
9	4	<b>PAISLEY PARK</b> Vincent Colgan	11	62.8 600-400	0:11.89 400-200	0:27.02	0:25.38 [7] (0:11.89)	0:13.49 [7] (0:13.49)	8.9L				+6
10	8	<b>POW WOW</b> Kelly Myers	1	62.8 1600-1400	0:11.72 1400-1200	0:26.42	0:26.03 [2] (0:12.23)	0:13.80 [9] (0:13.80)	10.8L				-5

Scratched: Not Ideal (#1), C'est Moi (#9), Cakebytheocean (#13), Trigon Lad (#14)

Horse/Jockey Name	DEVASTATE/Michael McNab
Finish Rank	1
Fastest Section Time (Section)	0:11.64 (L400)
Top Speed [km/h] (Section)	64.4 (L600)
Race State	Finished

AUCKLAND  
THOROUGHBRED  
SINCE RACING 1864

Pukekohe Park - Professional

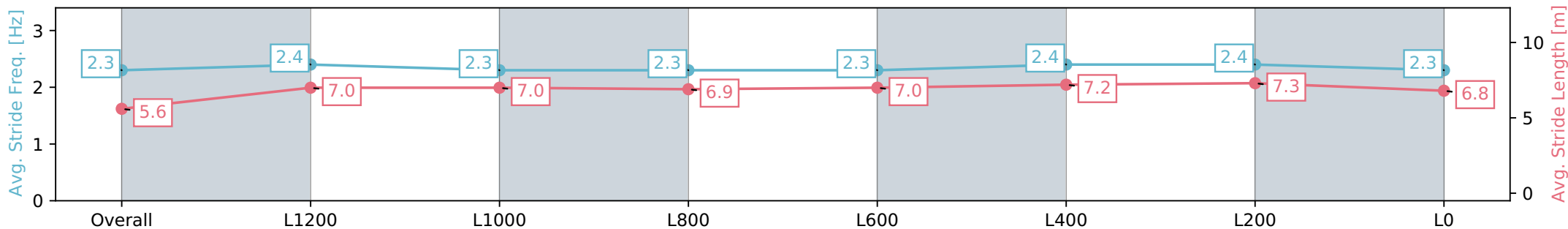
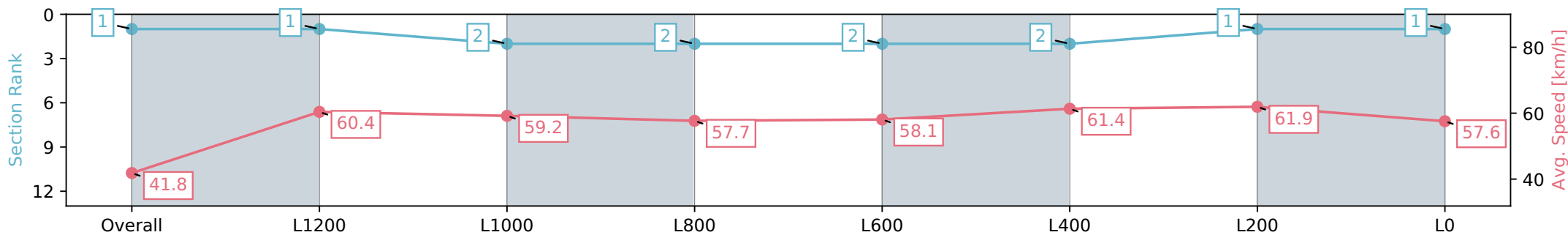
Race 7: JAMIESON PARK 1500 - 1500m

PUKEKOHE  
PARK

25 May 2024 - 2:47PM

Track Rating: Heavy 10, Weather: Raining, Rail Position: True

Section	Overall	L1200	L1000	L800	L600	L400	L200	L0
Section Times	1:34.17 [1] (0:08.60)	1:25.57 [1] (0:11.93)	1:13.64 [2] (0:12.13)	1:01.51 [2] (0:12.60)	0:48.91 [2] (0:12.70)	0:36.21 [2] (0:12.08)	0:24.13 [1] (0:11.64)	0:12.49 [1] (0:12.49)
Average Speed [km/h]	41.8	60.4	59.2	57.7	58.1	61.4	61.9	57.6
Top Speed [km/h]	58.4	61.0	60.5	58.9	59.2	64.2	64.4	60.0
Avg. Dist. to Rail [m]	2.5	2.2	1.1	1.6	3.9	7.7	10.6	10.9
Avg. Stride Freq. [Hz]	2.3	2.4	2.3	2.3	2.3	2.4	2.4	2.3
Avg. Stride Length [m]	5.6	7.0	7.0	6.9	7.0	7.2	7.3	6.8



Report Created: Sat 25 May 2024 13:07:40 GMT+10 (Note: Timing is based on positional data)

Page 3/12

- [ ] Ranking at each section and finish
- :-:- No data available at this section
- NA No data available

Horse/Jockey Name	ZAILA/Craig Grylls
Finish Rank	2
Fastest Section Time (Section)	0:11.72 (L400)
Top Speed [km/h] (Section)	64.0 (L800)
Race State	Finished

AUCKLAND  
THOROUGHBRED  
SINCE RACING 1864

Pukekohe Park - Professional

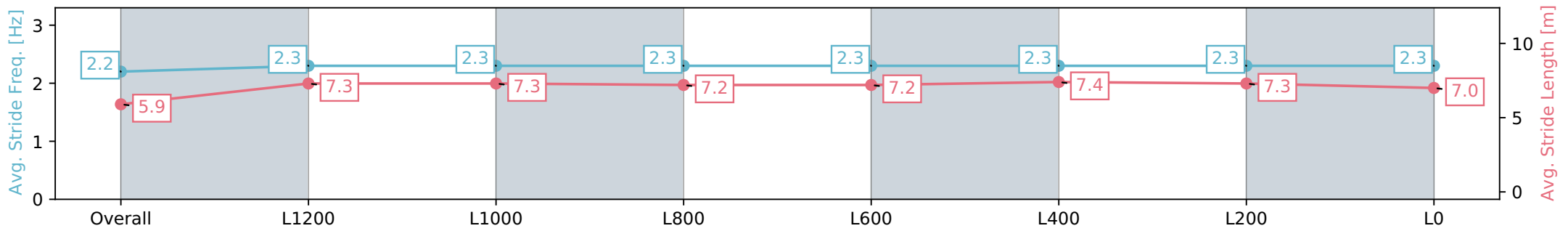
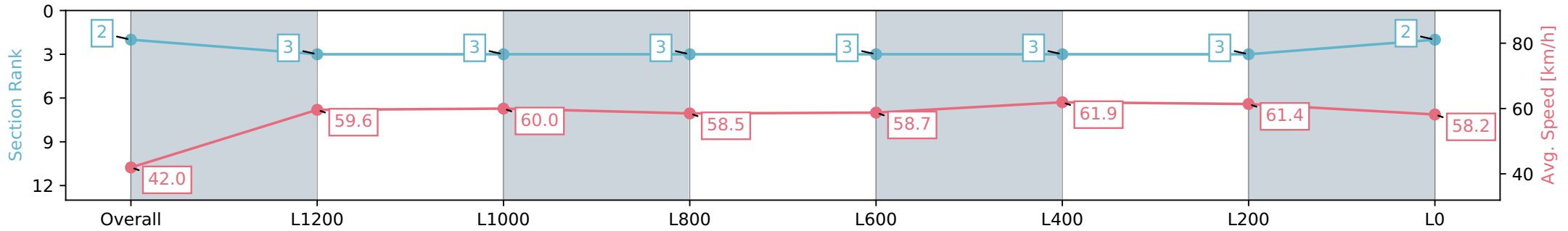
Race 7: JAMIESON PARK 1500 - 1500m

25 May 2024 - 2:47PM

PUKEKOHE  
PARK

Track Rating: Heavy 10, Weather: Raining, Rail Position: True

Section	Overall	L1200	L1000	L800	L600	L400	L200	L0
Section Times	1:34.20 [2] (0:08.68)	1:25.52 [3] (0:12.07)	1:13.45 [3] (0:12.02)	1:01.43 [3] (0:12.59)	0:48.84 [3] (0:12.68)	0:36.16 [3] (0:12.07)	0:24.09 [3] (0:11.72)	0:12.37 [2] (0:12.37)
Average Speed [km/h]	42.0	59.6	60.0	58.5	58.7	61.9	61.4	58.2
Top Speed [km/h]	55.4	61.1	60.8	59.5	60.2	64.0	63.7	59.5
Avg. Dist. to Rail [m]	6.4	4.6	3.4	3.9	6.2	10.1	13.5	13.0
Avg. Stride Freq. [Hz]	2.2	2.3	2.3	2.3	2.3	2.3	2.3	2.3
Avg. Stride Length [m]	5.9	7.3	7.3	7.2	7.2	7.4	7.3	7.0



[ ] Ranking at each section and finish  
 -:-:- No data available at this section  
 NA No data available

Horse/Jockey Name	ACCIDENTAL TOURIST/Niranjan Parmar
Finish Rank	3
Fastest Section Time (Section)	0:11.39 (L400)
Top Speed [km/h] (Section)	64.8 (L600)
Race State	Finished

AUCKLAND  
THOROUGHBRED  
SINCE RACING 1864

Pukekohe Park - Professional

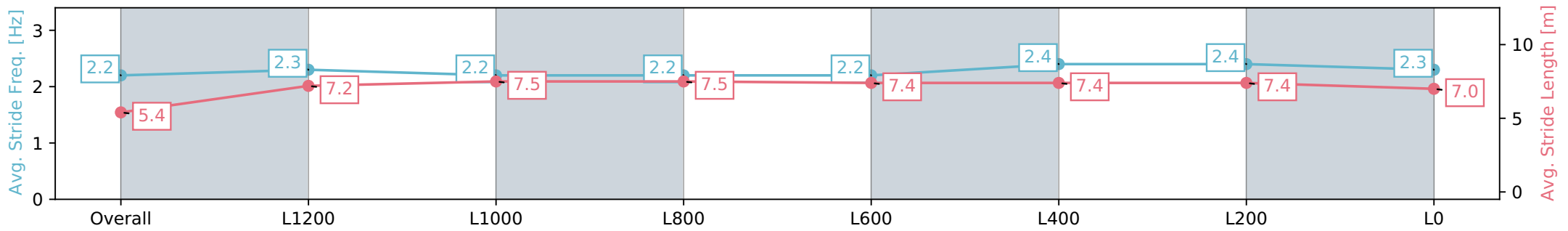
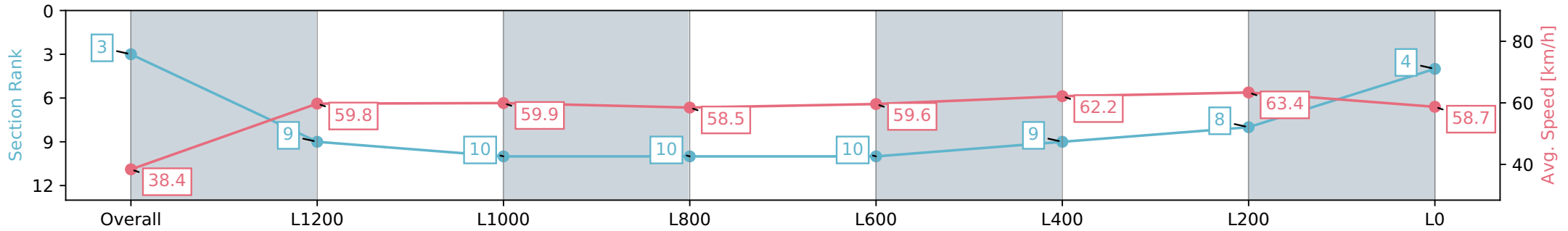
Race 7: JAMIESON PARK 1500 - 1500m

25 May 2024 - 2:47PM

PUKEKOHE  
PARK

Track Rating: Heavy 10, Weather: Raining, Rail Position: True

Section	Overall	L1200	L1000	L800	L600	L400	L200	L0
Section Times	1:34.20 [3] (0:09.43)	1:24.77 [9] (0:12.03)	1:12.74 [10] (0:12.01)	1:00.73 [10] (0:12.51)	0:48.22 [10] (0:12.56)	0:35.65 [9] (0:12.00)	0:23.65 [8] (0:11.39)	0:12.26 [4] (0:12.26)
Average Speed [km/h]	38.4	59.8	59.9	58.5	59.6	62.2	63.4	58.7
Top Speed [km/h]	55.9	61.4	60.5	59.5	60.3	63.7	64.8	60.4
Avg. Dist. to Rail [m]	8.5	3.9	2.7	2.7	6.4	11.0	14.3	14.2
Avg. Stride Freq. [Hz]	2.2	2.3	2.2	2.2	2.2	2.4	2.4	2.3
Avg. Stride Length [m]	5.4	7.2	7.5	7.5	7.4	7.4	7.4	7.0



Report Created: Sat 25 May 2024 13:07:47 GMT+10 (Note: Timing is based on positional data)

- [ ] Ranking at each section and finish
- :-:- No data available at this section
- NA No data available

Horse/Jockey Name	CHATAHOOCHEE/Ngakau Hailey
Finish Rank	4
Fastest Section Time (Section)	0:11.74 (L400)
Top Speed [km/h] (Section)	63.9 (L600)
Race State	Finished



Pukekohe Park - Professional

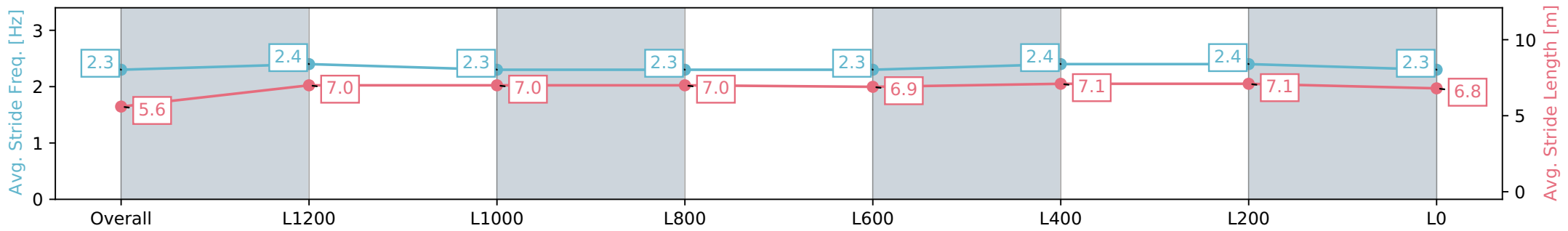
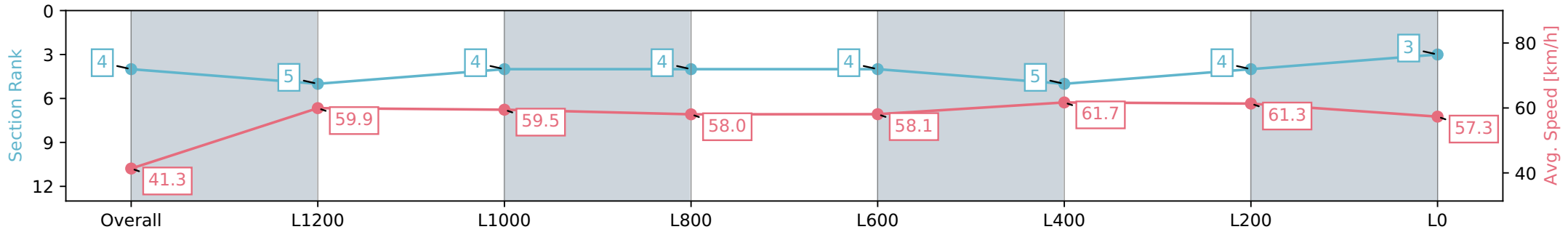
Race 7: JAMIESON PARK 1500 - 1500m

25 May 2024 - 2:47PM



Track Rating: Heavy 10, Weather: Raining, Rail Position: True

Section	Overall	L1200	L1000	L800	L600	L400	L200	L0
Section Times	1:34.44 [4] (0:08.78)	1:25.66 [5] (0:11.98)	1:13.68 [4] (0:12.08)	1:01.60 [4] (0:12.56)	0:49.03 [4] (0:12.69)	0:36.34 [5] (0:12.04)	0:24.30 [4] (0:11.74)	0:12.56 [3] (0:12.56)
Average Speed [km/h]	41.3	59.9	59.5	58.0	58.1	61.7	61.3	57.3
Top Speed [km/h]	56.1	62.2	62.6	62.4	59.4	63.8	63.9	59.2
Avg. Dist. to Rail [m]	3.3	1.7	0.3	1.5	4.3	8.4	10.9	11.4
Avg. Stride Freq. [Hz]	2.3	2.4	2.3	2.3	2.3	2.4	2.4	2.3
Avg. Stride Length [m]	5.6	7.0	7.0	7.0	6.9	7.1	7.1	6.8



- [ ] Ranking at each section and finish
- :-:- No data available at this section
- NA No data available

Horse/Jockey Name	THUNDER/James Doyle
Finish Rank	5
Fastest Section Time (Section)	0:11.44 (L400)
Top Speed [km/h] (Section)	64.3 (L600)
Race State	Finished

AUCKLAND  
THOROUGHBRED  
RACING

Pukekohe Park - Professional

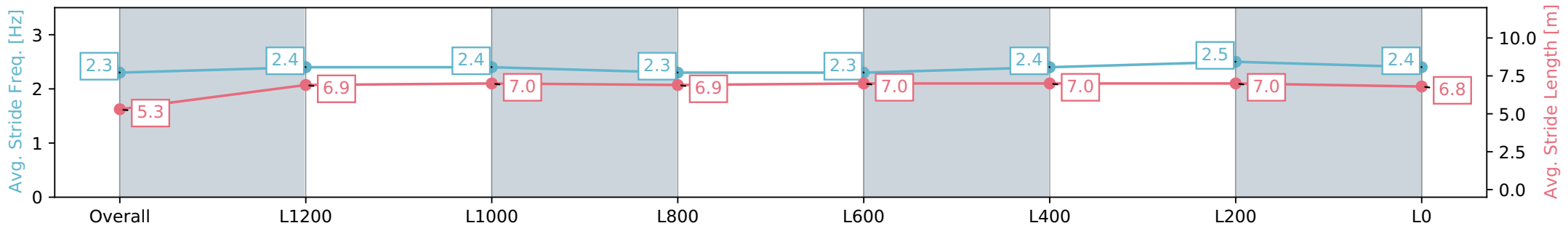
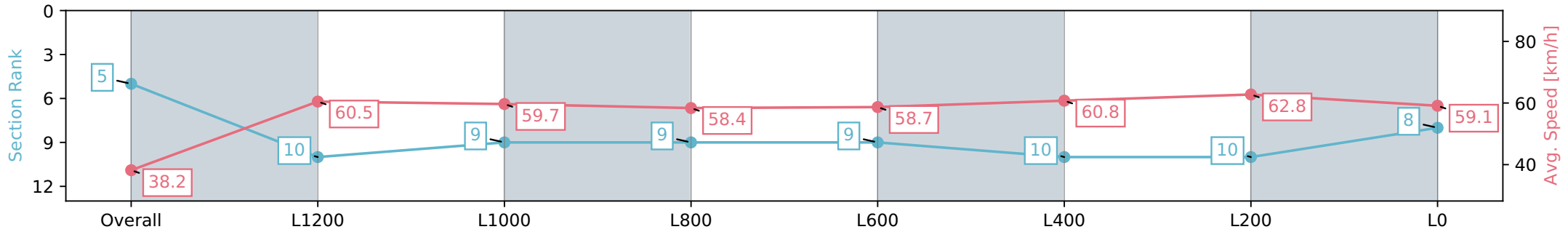
Race 7: JAMIESON PARK 1500 - 1500m

25 May 2024 - 2:47PM

PUKEKOHE  
PARK

Track Rating: Heavy 10, Weather: Raining, Rail Position: True

Section	Overall	L1200	L1000	L800	L600	L400	L200	L0
Section Times	1:34.53 [5] (0:09.45)	1:25.08 [10] (0:11.94)	1:13.14 [9] (0:12.06)	1:01.08 [9] (0:12.51)	0:48.57 [9] (0:12.66)	0:35.91 [10] (0:12.25)	0:23.66 [10] (0:11.44)	0:12.22 [8] (0:12.22)
Average Speed [km/h]	38.2	60.5	59.7	58.4	58.7	60.8	62.8	59.1
Top Speed [km/h]	55.7	62.2	60.7	59.8	59.3	63.2	64.3	61.6
Avg. Dist. to Rail [m]	7.5	3.8	2.5	2.5	5.4	9.4	14.7	16.2
Avg. Stride Freq. [Hz]	2.3	2.4	2.4	2.3	2.3	2.4	2.5	2.4
Avg. Stride Length [m]	5.3	6.9	7.0	6.9	7.0	7.0	7.0	6.8



Report Created: Sat 25 May 2024 13:07:54 GMT+10 (Note: Timing is based on positional data)

- [ ] Ranking at each section and finish
- :-:- No data available at this section
- NA No data available

Horse/Jockey Name	ENCHANTED ELLE/Jessica Allen
Finish Rank	6
Fastest Section Time (Section)	0:11.73 (L400)
Top Speed [km/h] (Section)	63.3 (L600)
Race State	Finished

AUCKLAND  
THOROUGHBRED  
SINCE RACING 1864

Pukekohe Park - Professional

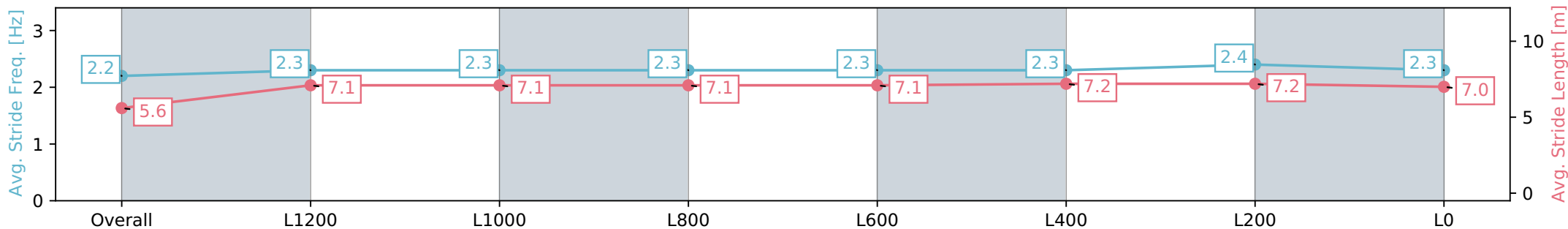
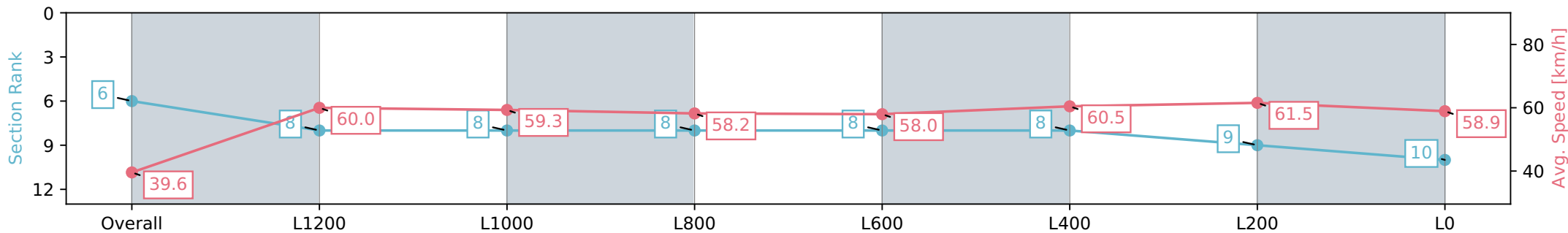
Race 7: JAMIESON PARK 1500 - 1500m

25 May 2024 - 2:47PM

PUKEKOHE  
PARK

Track Rating: Heavy 10, Weather: Raining, Rail Position: True

Section	Overall	L1200	L1000	L800	L600	L400	L200	L0
Section Times	1:34.56 [6] (0:09.09)	1:25.47 [8] (0:12.03)	1:13.44 [8] (0:12.15)	1:01.29 [8] (0:12.48)	0:48.81 [8] (0:12.64)	0:36.17 [8] (0:12.20)	0:23.97 [9] (0:11.73)	0:12.24 [10] (0:12.24)
Average Speed [km/h]	39.6	60.0	59.3	58.2	58.0	60.5	61.5	58.9
Top Speed [km/h]	56.4	61.7	60.3	59.4	60.4	62.9	63.3	61.4
Avg. Dist. to Rail [m]	6.8	2.7	1.9	1.2	3.5	7.8	13.5	13.7
Avg. Stride Freq. [Hz]	2.2	2.3	2.3	2.3	2.3	2.3	2.4	2.3
Avg. Stride Length [m]	5.6	7.1	7.1	7.1	7.1	7.1	7.2	7.0



- [ ] Ranking at each section and finish
- :-:- No data available at this section
- NA No data available



Horse/Jockey Name	OUR TRISTABELLE/Warren Kennedy
Finish Rank	7
Fastest Section Time (Section)	0:11.77 (L400)
Top Speed [km/h] (Section)	63.2 (L800)
Race State	Finished

AUCKLAND  
THOROUGHBRED  
SINCE RACING 1864

Pukekohe Park - Professional

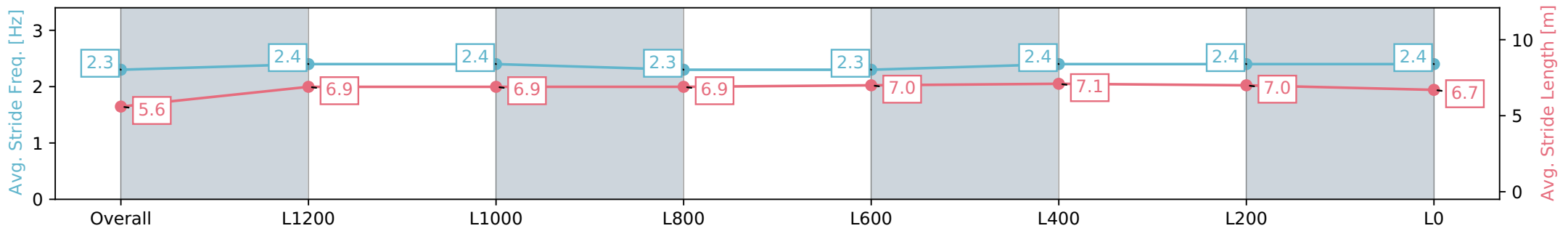
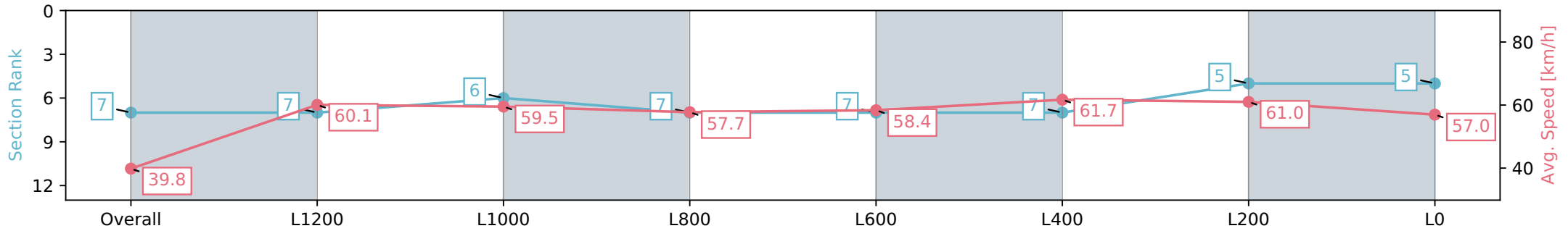
Race 7: JAMIESON PARK 1500 - 1500m

25 May 2024 - 2:47PM

PUKEKOHE  
PARK

Track Rating: Heavy 10, Weather: Raining, Rail Position: True

Section	Overall	L1200	L1000	L800	L600	L400	L200	L0
Section Times	1:34.75 [7] (0:09.05)	1:25.70 [7] (0:12.01)	1:13.69 [6] (0:12.08)	1:01.61 [7] (0:12.55)	0:49.06 [7] (0:12.62)	0:36.44 [7] (0:11.99)	0:24.45 [5] (0:11.77)	0:12.68 [5] (0:12.68)
Average Speed [km/h]	39.8	60.1	59.5	57.7	58.4	61.7	61.0	57.0
Top Speed [km/h]	56.6	62.9	60.6	59.0	60.6	63.2	62.9	58.4
Avg. Dist. to Rail [m]	5.3	2.7	1.7	1.6	3.9	7.1	10.6	10.8
Avg. Stride Freq. [Hz]	2.3	2.4	2.4	2.3	2.3	2.4	2.4	2.4
Avg. Stride Length [m]	5.6	6.9	6.9	6.9	7.0	7.1	7.0	6.7



- [ ] Ranking at each section and finish
- :-:- No data available at this section
- NA No data available

Horse/Jockey Name	QUALITY TIME/Samantha Spratt
Finish Rank	8
Fastest Section Time (Section)	0:11.87 (L400)
Top Speed [km/h] (Section)	62.6 (L600)
Race State	Finished

AUCKLAND  
THOROUGHBRED  
SINCE RACING 1864

Pukekohe Park - Professional

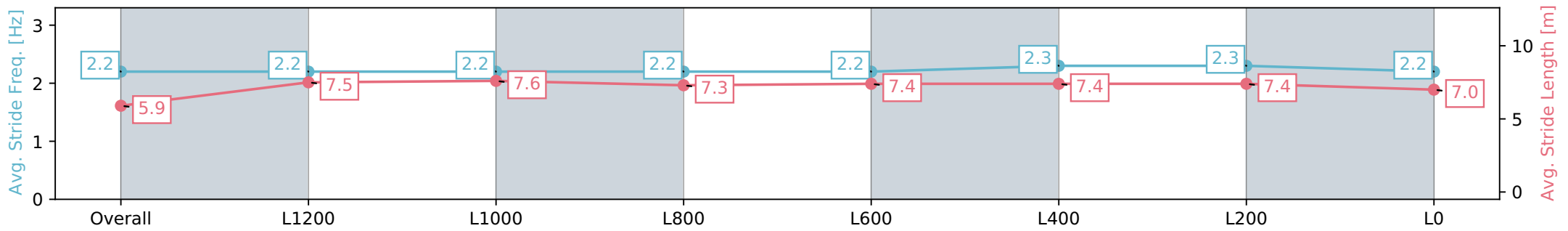
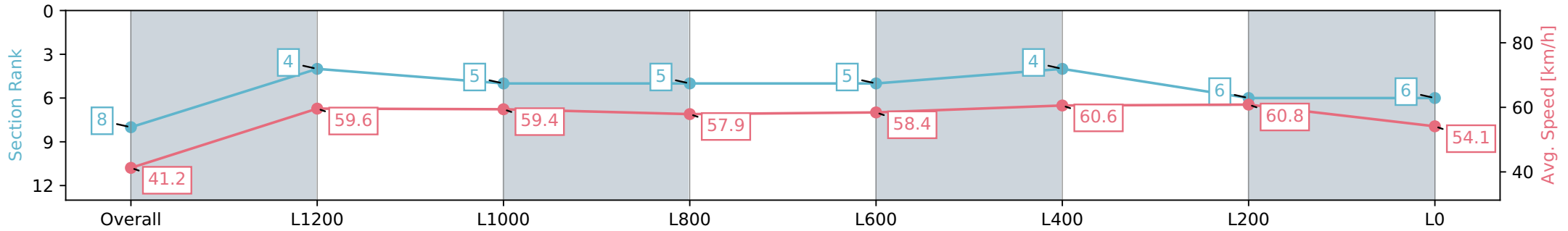
Race 7: JAMIESON PARK 1500 - 1500m

25 May 2024 - 2:47PM

PUKEKOHE  
PARK

Track Rating: Heavy 10, Weather: Raining, Rail Position: True

Section	Overall	L1200	L1000	L800	L600	L400	L200	L0
Section Times	1:35.48 [8] (0:08.72)	1:26.76 [4] (0:12.10)	1:14.66 [5] (0:12.13)	1:02.53 [5] (0:12.53)	0:50.00 [5] (0:12.61)	0:37.39 [4] (0:12.22)	0:25.17 [6] (0:11.87)	0:13.30 [6] (0:13.30)
Average Speed [km/h]	41.2	59.6	59.4	57.9	58.4	60.6	60.8	54.1
Top Speed [km/h]	56.1	61.3	60.2	59.3	59.3	62.5	62.6	58.1
Avg. Dist. to Rail [m]	4.4	2.6	1.7	1.5	3.8	8.4	11.8	12.3
Avg. Stride Freq. [Hz]	2.2	2.2	2.2	2.2	2.2	2.3	2.3	2.2
Avg. Stride Length [m]	5.9	7.5	7.6	7.3	7.4	7.4	7.4	7.0



Report Created: Sat 25 May 2024 13:08:05 GMT+10 (Note: Timing is based on positional data)

- [ ] Ranking at each section and finish
- :-:- No data available at this section
- NA No data available

Horse/Jockey Name	PAISLEY PARK/Vincent Colgan
Finish Rank	9
Fastest Section Time (Section)	0:11.89 (L400)
Top Speed [km/h] (Section)	62.8 (L600)
Race State	Finished

AUCKLAND  
THOROUGHBRED  
SINCE RACING 1864

Pukekohe Park - Professional

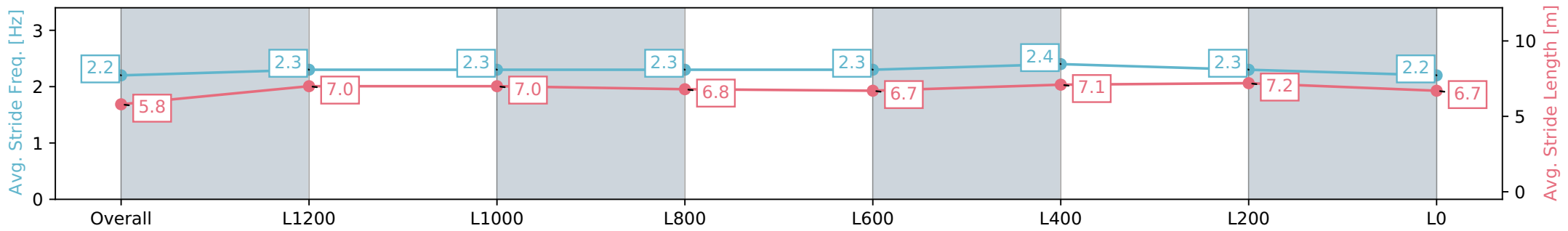
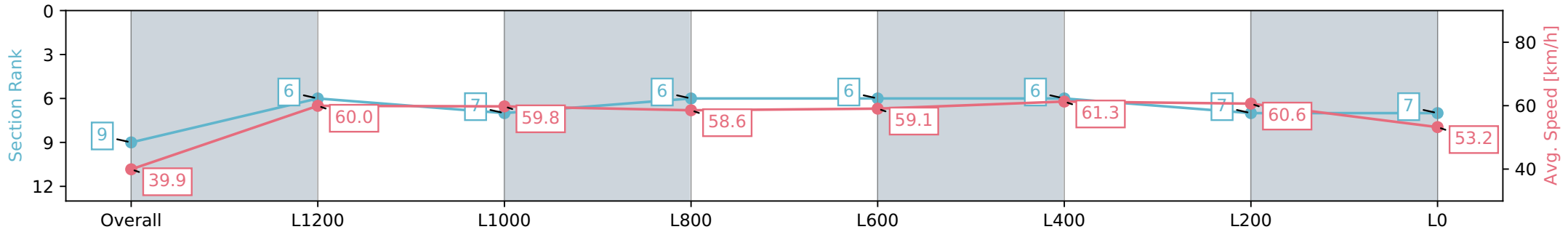
Race 7: JAMIESON PARK 1500 - 1500m

25 May 2024 - 2:47PM

PUKEKOHE  
PARK

Track Rating: Heavy 10, Weather: Raining, Rail Position: True

Section	Overall	L1200	L1000	L800	L600	L400	L200	L0
Section Times	1:35.77 [9] (0:09.04)	1:26.73 [6] (0:12.03)	1:14.70 [7] (0:12.06)	1:02.64 [6] (0:12.48)	0:50.16 [6] (0:12.63)	0:37.53 [6] (0:12.15)	0:25.38 [7] (0:11.89)	0:13.49 [7] (0:13.49)
Average Speed [km/h]	39.9	60.0	59.8	58.6	59.1	61.3	60.6	53.2
Top Speed [km/h]	57.1	61.0	60.7	59.6	60.6	62.5	62.8	58.0
Avg. Dist. to Rail [m]	9.6	4.1	2.9	3.1	5.8	10.1	15.0	15.5
Avg. Stride Freq. [Hz]	2.2	2.3	2.3	2.3	2.3	2.4	2.3	2.2
Avg. Stride Length [m]	5.8	7.0	7.0	6.8	6.7	7.1	7.2	6.7



Report Created: Sat 25 May 2024 13:08:08 GMT+10 (Note: Timing is based on positional data)

- [ ] Ranking at each section and finish
- :-:- No data available at this section
- NA No data available

Horse/Jockey Name	POW WOW/Kelly Myers
Finish Rank	10
Fastest Section Time (Section)	0:11.72 (L1400)
Top Speed [km/h] (Section)	62.8 (Overall)
Race State	Finished

AUCKLAND  
THOROUGHBRED  
SINCE RACING 1864

Pukekohe Park - Professional

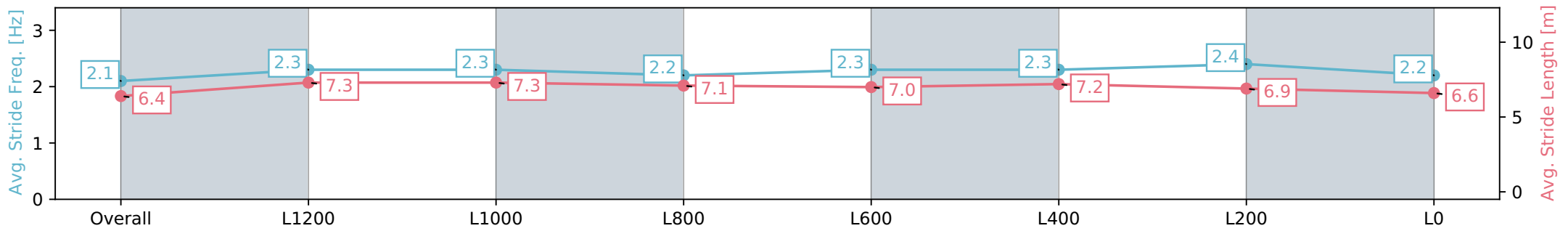
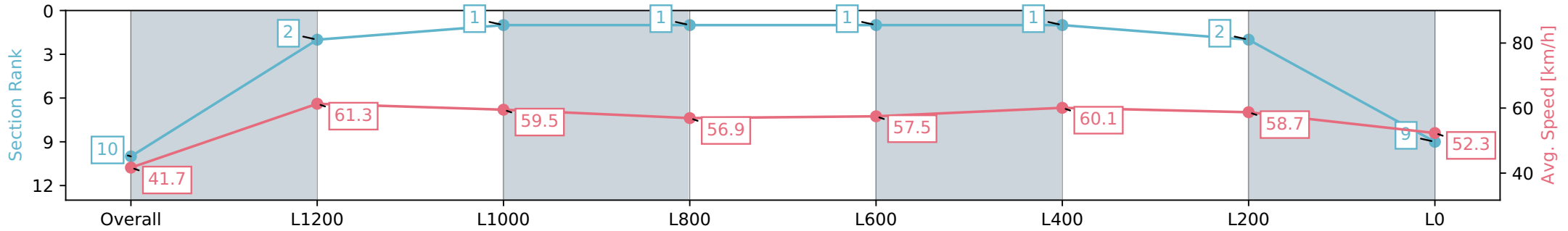
Race 7: JAMIESON PARK 1500 - 1500m

25 May 2024 - 2:47PM

PUKEKOHE  
PARK

Track Rating: Heavy 10, Weather: Raining, Rail Position: True

Section	Overall	L1200	L1000	L800	L600	L400	L200	L0
Section Times	1:36.12 [10] (0:08.65)	1:27.47 [2] (0:11.72)	1:15.75 [1] (0:12.13)	1:03.62 [1] (0:12.60)	0:51.02 [1] (0:12.78)	0:38.24 [1] (0:12.21)	0:26.03 [2] (0:12.23)	0:13.80 [9] (0:13.80)
Average Speed [km/h]	41.7	61.3	59.5	56.9	57.5	60.1	58.7	52.3
Top Speed [km/h]	60.0	62.8	60.0	59.2	59.0	62.1	61.9	55.9
Avg. Dist. to Rail [m]	0.4	0.3	0.4	0.8	2.8	5.6	7.9	8.8
Avg. Stride Freq. [Hz]	2.1	2.3	2.3	2.2	2.3	2.3	2.4	2.2
Avg. Stride Length [m]	6.4	7.3	7.3	7.1	7.0	7.2	6.9	6.6



Report Created: Sat 25 May 2024 13:08:12 GMT+10 (Note: Timing is based on positional data)

- [ ] Ranking at each section and finish
- :-:- No data available at this section
- NA No data available