

Track Rating: Heavy 10, Weather: Raining, Rail Position: True

Section								Overall	L1200	L1000	L800	L600	L400		
Field Times								1:26.69 (0:12.97)	1:13.72 (0:11.34)	1:02.38 (0:12.30)	0:50.08 (0:12.72)	0:37.36 (0:12.45)	0:24.91 (0:11.98)		
Position	#	Horse/Jockey	Barrier	Top Speed [km/h]	Fastest Section	First 400m								Distance Travelled From Winner [m]	
1	4	MARY SHAN Craig Grylls	5	63.4 600-400	0:11.56 1200-1000	0:25.14	1:26.69 (0:13.57)	1:13.11 [6] (0:11.56)	1:01.55 [6] (0:12.04)	0:49.51 [6] (0:12.60)	0:36.91 [5] (0:12.22)	0:24.69 [4] (0:11.76)			
2	2	GELDOF Warren Kennedy	1	65.4 1400-1200	0:11.34 1200-1000	0:24.31	1:27.66 (0:12.97)	1:14.69 [2] (0:11.34)	1:03.35 [1] (0:12.30)	0:51.05 [1] (0:12.72)	0:38.33 [1] (0:12.45)	0:25.88 [1] (0:12.41)		-6	
3	5	CHARMER Triston Moodley	3	65.0 1400-1200	0:11.45 1200-1000	0:24.48	1:27.88 (0:13.03)	1:14.85 [3] (0:11.45)	1:03.40 [3] (0:12.25)	0:51.15 [3] (0:12.80)	0:38.35 [3] (0:12.42)	0:25.93 [2] (0:12.23)		-6	
4	6	CINTIVEE Vincent Colgan	6	63.6 1400-1200	0:11.50 1200-1000	0:24.46	1:28.12 (0:12.96)	1:15.16 [1] (0:11.50)	1:03.66 [2] (0:12.23)	0:51.43 [2] (0:12.80)	0:38.63 [2] (0:12.50)	0:26.13 [3] (0:12.31)		-2	
5	3	NAVY CHIEF James Doyle	2	63.6 1400-1200	0:11.62 1200-1000	0:24.86	1:28.21 (0:13.24)	1:14.97 [4] (0:11.62)	1:03.35 [5] (0:12.25)	0:51.10 [5] (0:12.73)	0:38.37 [6] (0:12.23)	0:26.14 [6] (0:12.39)		-8	
6	7	LA PARISIENNE Ace Lawson-Carroll	4	63.7 1400-1200	0:11.49 1200-1000	0:24.81	1:28.47 (0:13.32)	1:15.15 [5] (0:11.49)	1:03.66 [4] (0:12.18)	0:51.48 [4] (0:12.69)	0:38.79 [4] (0:12.39)	0:26.40 [5] (0:12.28)		+0	

Scratched: Koheroa (#1), Thunderhill (#8), Chiavari (#9)

Track Rating: Heavy 10, Weather: Raining, Rail Position: True

Section
Field Times

L200
0:12.93
(0:12.93)

Position	#	Horse/Jockey	Barrier	Top Speed [km/h]	Fastest Section	First 400m	Margin							Distance Travelled From Winner [m]
1	4	MARY SHAN Craig Grylls	5	63.4 600-400	0:11.56 1200-1000	0:25.14	0:12.93 [1] (0:12.93)	1:26.69						
2	2	GELDOF Warren Kennedy	1	65.4 1400-1200	0:11.34 1200-1000	0:24.31	0:13.47 [3] (0:13.47)	5.5L						-6
3	5	CHARMER Triston Moodley	3	65.0 1400-1200	0:11.45 1200-1000	0:24.48	0:13.70 [2] (0:13.70)	6.8L						-6
4	6	CINTIVEE Vincent Colgan	6	63.6 1400-1200	0:11.50 1200-1000	0:24.46	0:13.82 [4] (0:13.82)	7.9L						-2
5	3	NAVY CHIEF James Doyle	2	63.6 1400-1200	0:11.62 1200-1000	0:24.86	0:13.75 [6] (0:13.75)	8.4L						-8
6	7	LA PARISIENNE Ace Lawson-Carroll	4	63.7 1400-1200	0:11.49 1200-1000	0:24.81	0:14.11 [5] (0:14.11)	9.9L						+0

Scratched: Koheroa (#1), Thunderhill (#8), Chiavari (#9)

Horse/Jockey Name	MARY SHAN/Craig Grylls
Finish Rank	1
Fastest Section Time (Section)	0:11.56 (L1200)
Top Speed [km/h] (Section)	63.4 (L600)
Race State	Finished



Pukekohe Park - Professional

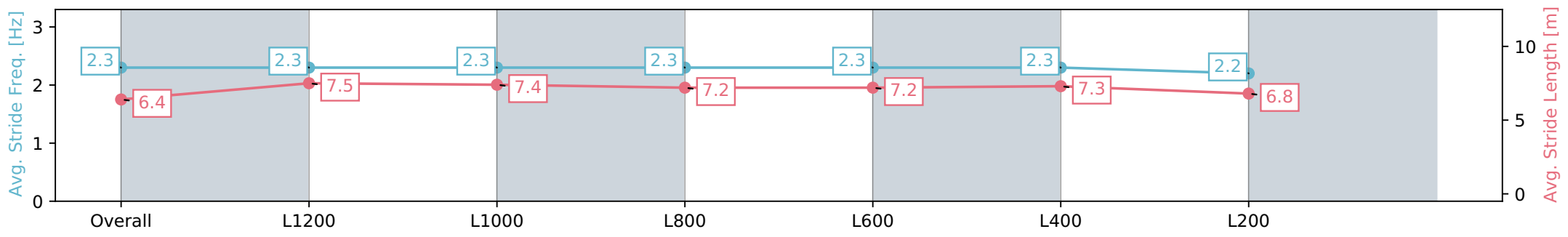
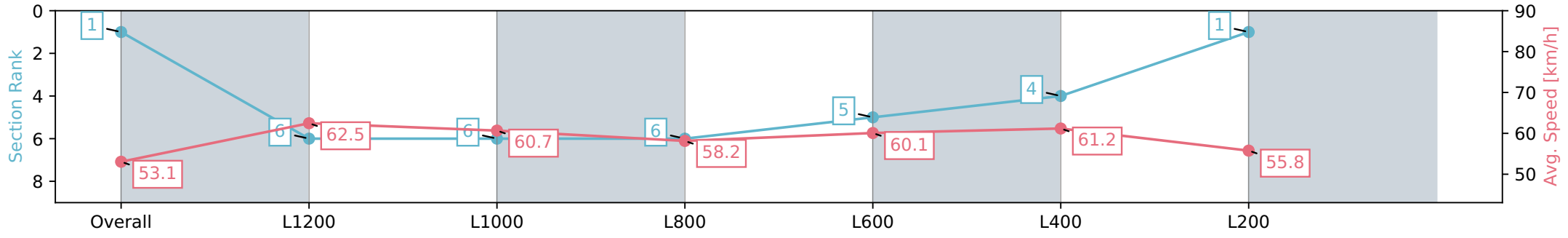
Race 2: AUCKLAND CO-OP TAXIS 1400 - 1400m



25 May 2024 - 11:50AM

Track Rating: Heavy 10, Weather: Raining, Rail Position: True

Section	Overall	L1200	L1000	L800	L600	L400	L200
Section Times	1:26.69 [1] (0:13.57)	1:13.11 [6] (0:11.56)	1:01.55 [6] (0:12.04)	0:49.51 [6] (0:12.60)	0:36.91 [5] (0:12.22)	0:24.69 [4] (0:11.76)	0:12.93 [1] (0:12.93)
Average Speed [km/h]	53.1	62.5	60.7	58.2	60.1	61.2	55.8
Top Speed [km/h]	62.9	63.1	63.0	59.3	62.1	63.4	58.4
Avg. Dist. to Rail [m]	3.4	1.9	2.4	3.7	4.5	6.3	5.4
Avg. Stride Freq. [Hz]	2.3	2.3	2.3	2.3	2.3	2.3	2.2
Avg. Stride Length [m]	6.4	7.5	7.4	7.2	7.2	7.3	6.8



- [] Ranking at each section and finish
- :-:- No data available at this section
- NA No data available

Horse/Jockey Name	GELDOF/Warren Kennedy
Finish Rank	2
Fastest Section Time (Section)	0:11.34 (L1200)
Top Speed [km/h] (Section)	65.4 (Overall)
Race State	Finished



Pukekohe Park - Professional

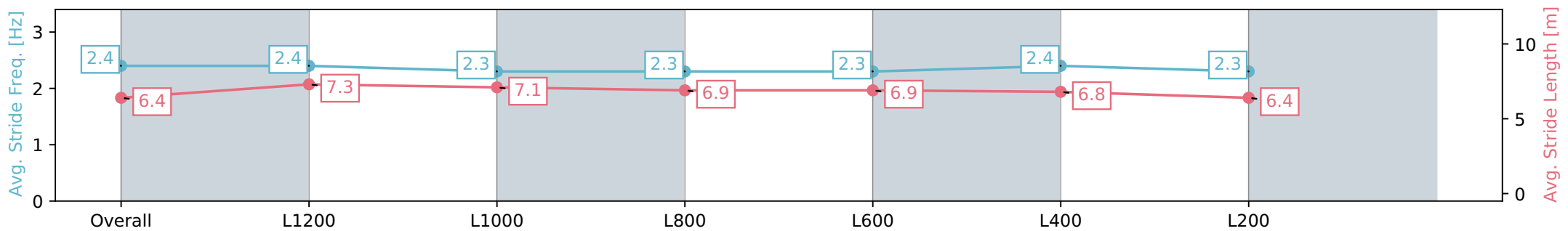
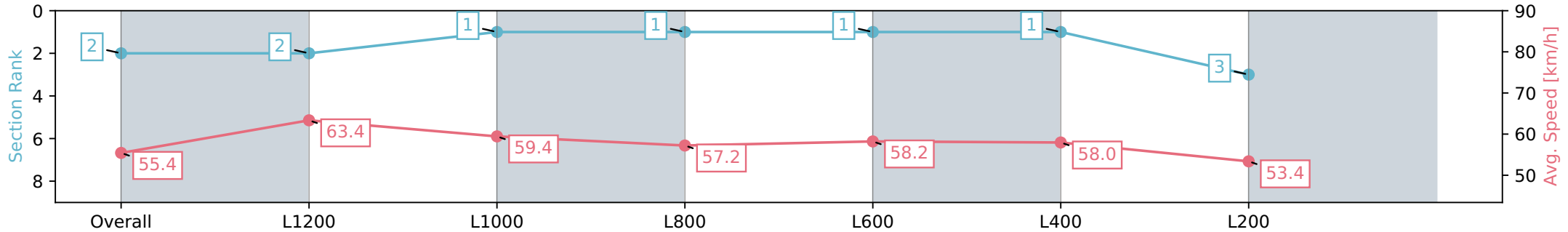
Race 2: AUCKLAND CO-OP TAXIS 1400 - 1400m



25 May 2024 - 11:50AM

Track Rating: Heavy 10, Weather: Raining, Rail Position: True

Section	Overall	L1200	L1000	L800	L600	L400	L200
Section Times	1:27.66 [2] (0:12.97)	1:14.69 [2] (0:11.34)	1:03.35 [1] (0:12.30)	0:51.05 [1] (0:12.72)	0:38.33 [1] (0:12.45)	0:25.88 [1] (0:12.41)	0:13.47 [3] (0:13.47)
Average Speed [km/h]	55.4	63.4	59.4	57.2	58.2	58.0	53.4
Top Speed [km/h]	65.0	65.4	61.9	59.6	60.4	60.6	56.2
Avg. Dist. to Rail [m]	0.5	1.8	2.3	2.1	0.9	1.8	3.2
Avg. Stride Freq. [Hz]	2.4	2.4	2.3	2.3	2.3	2.4	2.3
Avg. Stride Length [m]	6.4	7.3	7.1	6.9	6.9	6.8	6.4



- [] Ranking at each section and finish
- :-:- No data available at this section
- NA No data available

Horse/Jockey Name	CHARMER/Triston Moodley
Finish Rank	3
Fastest Section Time (Section)	0:11.45 (L1200)
Top Speed [km/h] (Section)	65.0 (Overall)
Race State	Finished

AUCKLAND
THOROUGHBRED
SINCE RACING 1864

Pukekohe Park - Professional

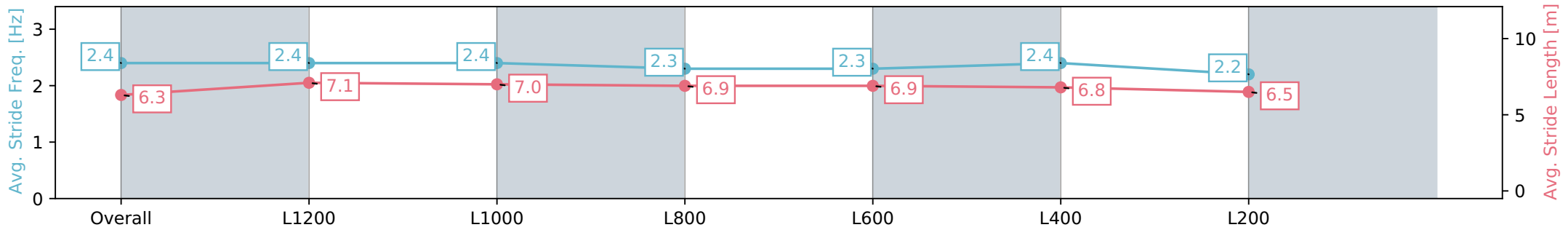
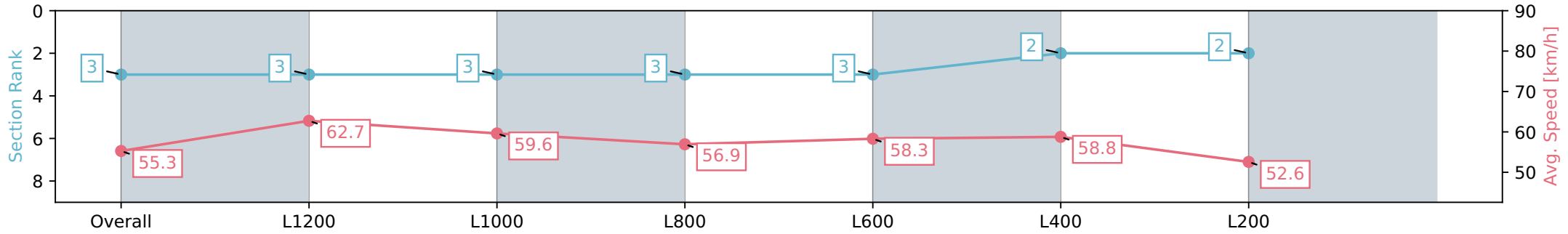
Race 2: AUCKLAND CO-OP TAXIS 1400 - 1400m

25 May 2024 - 11:50AM

PUKEKOHE
PARK

Track Rating: Heavy 10, Weather: Raining, Rail Position: True

Section	Overall	L1200	L1000	L800	L600	L400	L200
Section Times	1:27.88 [3] (0:13.03)	1:14.85 [3] (0:11.45)	1:03.40 [3] (0:12.25)	0:51.15 [3] (0:12.80)	0:38.35 [3] (0:12.42)	0:25.93 [2] (0:12.23)	0:13.70 [2] (0:13.70)
Average Speed [km/h]	55.3	62.7	59.6	56.9	58.3	58.8	52.6
Top Speed [km/h]	65.0	64.3	62.0	57.6	60.6	60.6	55.4
Avg. Dist. to Rail [m]	3.1	2.0	2.2	2.3	1.3	2.5	4.7
Avg. Stride Freq. [Hz]	2.4	2.4	2.4	2.3	2.3	2.4	2.2
Avg. Stride Length [m]	6.3	7.1	7.0	6.9	6.9	6.8	6.5



- [] Ranking at each section and finish
- :-:- No data available at this section
- NA No data available

Horse/Jockey Name	CINTIVEE/Vincent Colgan
Finish Rank	4
Fastest Section Time (Section)	0:11.50 (L1200)
Top Speed [km/h] (Section)	63.6 (Overall)
Race State	Finished



Pukekohe Park - Professional

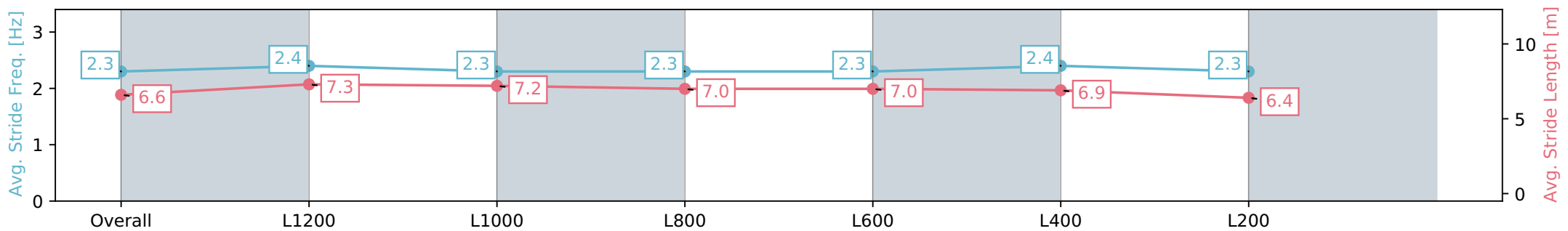
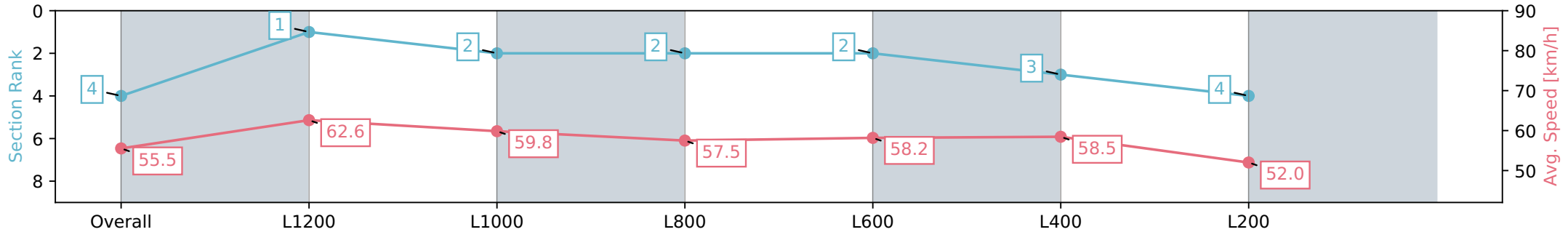
Race 2: AUCKLAND CO-OP TAXIS 1400 - 1400m



25 May 2024 - 11:50AM

Track Rating: Heavy 10, Weather: Raining, Rail Position: True

Section	Overall	L1200	L1000	L800	L600	L400	L200
Section Times	1:28.12 [4] (0:12.96)	1:15.16 [1] (0:11.50)	1:03.66 [2] (0:12.23)	0:51.43 [2] (0:12.80)	0:38.63 [2] (0:12.50)	0:26.13 [3] (0:12.31)	0:13.82 [4] (0:13.82)
Average Speed [km/h]	55.5	62.6	59.8	57.5	58.2	58.5	52.0
Top Speed [km/h]	63.6	63.5	61.5	58.1	60.8	61.0	54.9
Avg. Dist. to Rail [m]	4.4	2.2	2.6	3.6	2.9	4.4	6.2
Avg. Stride Freq. [Hz]	2.3	2.4	2.3	2.3	2.3	2.4	2.3
Avg. Stride Length [m]	6.6	7.3	7.2	7.0	7.0	6.9	6.4



- [] Ranking at each section and finish
- :-:- No data available at this section
- NA No data available

Horse/Jockey Name	NAVY CHIEF/James Doyle
Finish Rank	5
Fastest Section Time (Section)	0:11.62 (L1200)
Top Speed [km/h] (Section)	63.6 (Overall)
Race State	Finished



Pukekohe Park - Professional

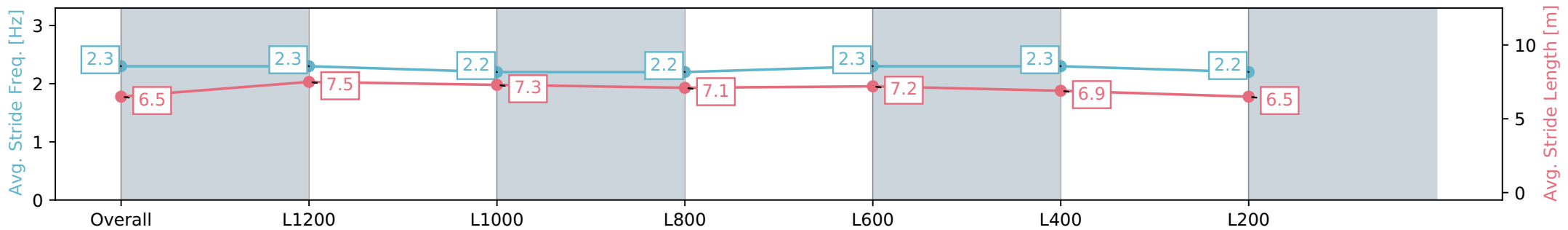
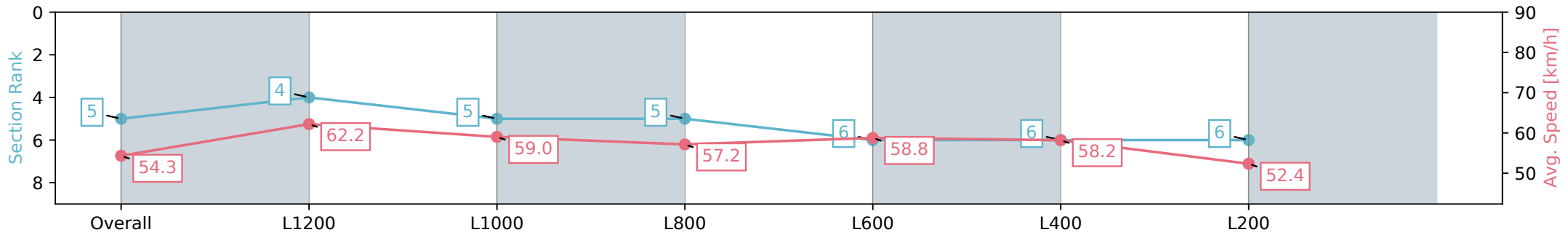
Race 2: AUCKLAND CO-OP TAXIS 1400 - 1400m



25 May 2024 - 11:50AM

Track Rating: Heavy 10, Weather: Raining, Rail Position: True

Section	Overall	L1200	L1000	L800	L600	L400	L200
Section Times	1:28.21 [5] (0:13.24)	1:14.97 [4] (0:11.62)	1:03.35 [5] (0:12.25)	0:51.10 [5] (0:12.73)	0:38.37 [6] (0:12.23)	0:26.14 [6] (0:12.39)	0:13.75 [6] (0:13.75)
Average Speed [km/h]	54.3	62.2	59.0	57.2	58.8	58.2	52.4
Top Speed [km/h]	63.5	63.6	61.6	58.1	61.6	61.3	54.4
Avg. Dist. to Rail [m]	1.8	1.2	1.4	1.3	0.4	0.8	2.1
Avg. Stride Freq. [Hz]	2.3	2.3	2.2	2.2	2.3	2.3	2.2
Avg. Stride Length [m]	6.5	7.5	7.3	7.1	7.2	6.9	6.5



- [] Ranking at each section and finish
- :-:- No data available at this section
- NA No data available

Horse/Jockey Name	LA PARISIENNE/Ace Lawson-Carroll
Finish Rank	6
Fastest Section Time (Section)	0:11.49 (L1200)
Top Speed [km/h] (Section)	63.7 (Overall)
Race State	Finished

AUCKLAND
THOROUGHBRED
SINCE RACING 1864

Pukekohe Park - Professional

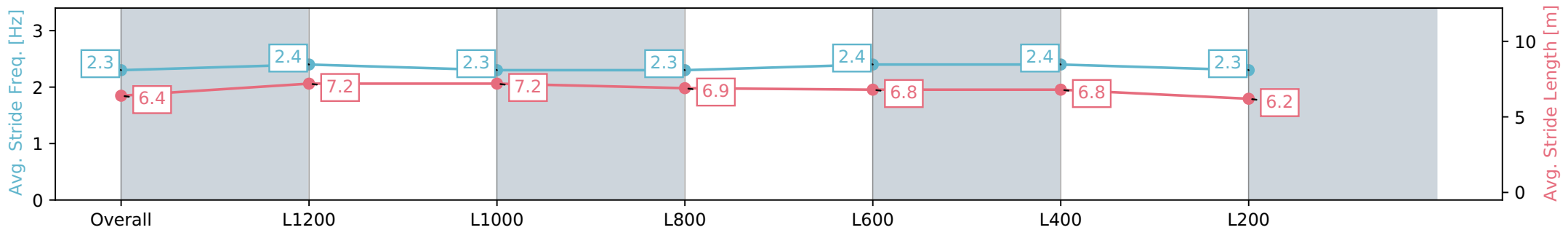
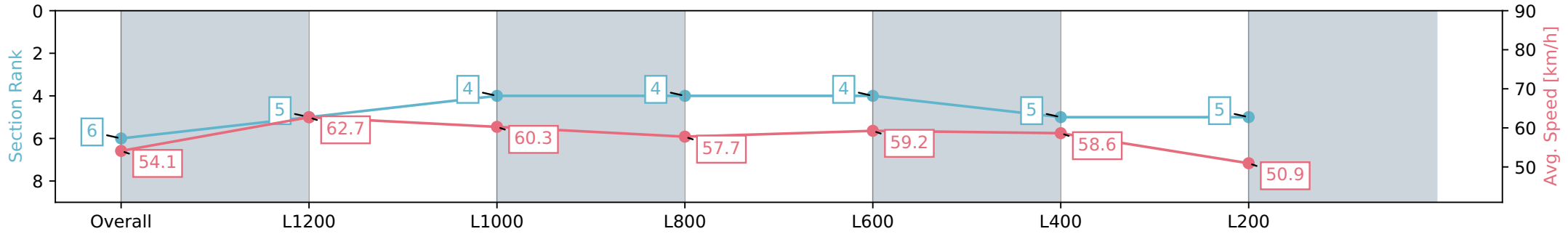
Race 2: AUCKLAND CO-OP TAXIS 1400 - 1400m

PUKEKOHE
PARK

25 May 2024 - 11:50AM

Track Rating: Heavy 10, Weather: Raining, Rail Position: True

Section	Overall	L1200	L1000	L800	L600	L400	L200
Section Times	1:28.47 [6] (0:13.32)	1:15.15 [5] (0:11.49)	1:03.66 [4] (0:12.18)	0:51.48 [4] (0:12.69)	0:38.79 [4] (0:12.39)	0:26.40 [5] (0:12.28)	0:14.11 [5] (0:14.11)
Average Speed [km/h]	54.1	62.7	60.3	57.7	59.2	58.6	50.9
Top Speed [km/h]	63.2	63.7	63.1	58.8	61.1	61.6	54.6
Avg. Dist. to Rail [m]	4.5	3.4	3.2	3.5	4.9	5.5	6.7
Avg. Stride Freq. [Hz]	2.3	2.4	2.3	2.3	2.4	2.4	2.3
Avg. Stride Length [m]	6.4	7.2	7.2	6.9	6.8	6.8	6.2



- [] Ranking at each section and finish
- :-:- No data available at this section
- NA No data available