

Track Rating: Soft 5, Weather: Showery, Rail Position: True

Section Field Times		Overall	L1000	L800	L600	L400	L200							
		1:11.21 (0:13.15)	0:58.06 (0:11.80)	0:46.25 (0:11.44)	0:34.81 (0:11.52)	0:23.29 (0:11.46)	0:11.83 (0:11.83)							
Position	#	Horse/Jockey	Barrier	Top Speed [km/h]	Fastest Section	First 400m	Overall	L1000	L800	L600	L400	L200	Margin	Distance Travelled From Winner [m]
1	1	DOMAIN ACE Craig Grylls	9	66.6 600-400	0:10.97 400-200	0:25.38	1:11.21 (0:13.83)	0:57.38 [8] (0:11.55)	0:45.83 [7] (0:11.51)	0:34.32 [5] (0:11.52)	0:22.80 [7] (0:10.97)	0:11.83 [1] (0:11.83)	1:11.21	
2	6	LOVE POEM Samantha Spratt	2	65.8 600-400	0:11.21 400-200	0:25.08	1:11.40 (0:13.34)	0:58.06 [2] (0:11.74)	0:46.32 [3] (0:11.78)	0:34.54 [4] (0:11.35)	0:23.19 [4] (0:11.21)	0:11.98 [2] (0:11.98)	0.19L	-3
3	2	CHICAGO JACK Ryan Elliot	4	66.3 600-400	0:11.10 400-200	0:25.25	1:11.69 (0:13.54)	0:58.15 [4] (0:11.71)	0:46.44 [5] (0:11.66)	0:34.78 [6] (0:11.45)	0:23.33 [5] (0:11.10)	0:12.23 [3] (0:12.23)	0.29L	-5
4	7	DREAM OF THE MOON Warren Kennedy	7	65.8 600-400	0:11.16 400-200	0:25.37	1:11.70 (0:13.74)	0:57.96 [7] (0:11.63)	0:46.33 [6] (0:11.64)	0:34.69 [7] (0:11.36)	0:23.33 [6] (0:11.16)	0:12.17 [5] (0:12.17)	0.01L	-5
5	8	BOSS 'N' HIGHHEELS Wiremu Pinn	10	64.9 800-600	0:11.30 400-200	0:24.95	1:11.92 (0:13.15)	0:58.77 [1] (0:11.80)	0:46.97 [1] (0:11.71)	0:35.26 [2] (0:11.51)	0:23.75 [3] (0:11.30)	0:12.45 [4] (0:12.45)	0.22L	+0
6	9	FILLYGIZALOOK Sam Weatherley	6	66.3 800-600	0:11.34 600-400	0:25.14	1:12.60 (0:13.57)	0:59.02 [5] (0:11.56)	0:47.46 [4] (0:11.57)	0:35.88 [3] (0:11.34)	0:24.54 [2] (0:11.60)	0:12.94 [6] (0:12.94)	0.68L	-1
7	3	MAGNA MEMORY Masahiro Hashizume	8	66.1 800-600	0:11.28 600-400	0:25.50	1:12.81 (0:13.74)	0:59.07 [6] (0:11.76)	0:47.31 [8] (0:11.92)	0:35.39 [9] (0:11.28)	0:24.10 [8] (0:11.37)	0:12.73 [8] (0:12.73)	0.21L	-1
8	10	BRAZEN PROPOSAL Ace Lawson-Carroll	3	66.5 800-600	0:11.37 600-400	0:25.56	1:13.97 (0:13.89)	1:00.08 [9] (0:11.68)	0:48.40 [9] (0:11.77)	0:36.63 [8] (0:11.37)	0:25.26 [9] (0:11.74)	0:13.52 [9] (0:13.52)	1.16L	-4
9	4	DYNAMIS Matthew Cameron	5	64.4 1000-800	0:11.44 800-600	0:24.96	1:14.21 (0:13.37)	1:00.84 [3] (0:11.59)	0:49.25 [2] (0:11.44)	0:37.81 [1] (0:11.52)	0:26.29 [1] (0:12.06)	0:14.23 [7] (0:14.23)	0.24L	-6

Scratched: Whiskey 'N Roses (#5), Super Photon (#11)

Horse/Jockey Name	DOMAIN ACE/Craig Grylls
Finish Rank	1
Fastest Section Time (Section)	0:10.97 (L200)
Top Speed [km/h] (Section)	66.6 (L400)
Race State	Finished

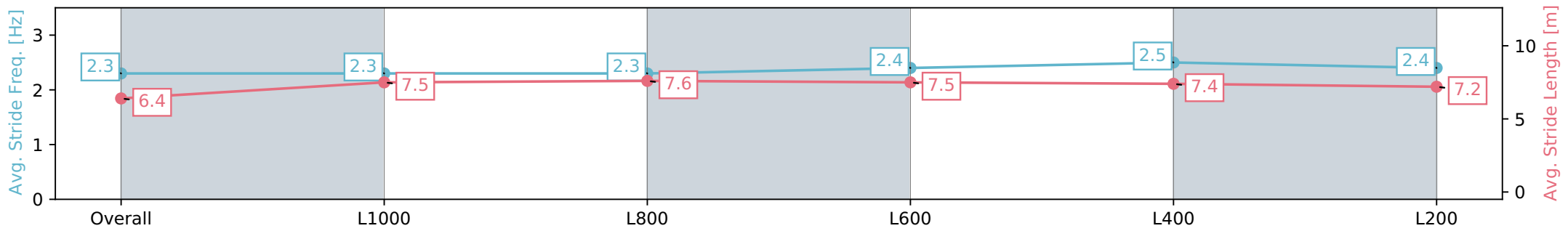
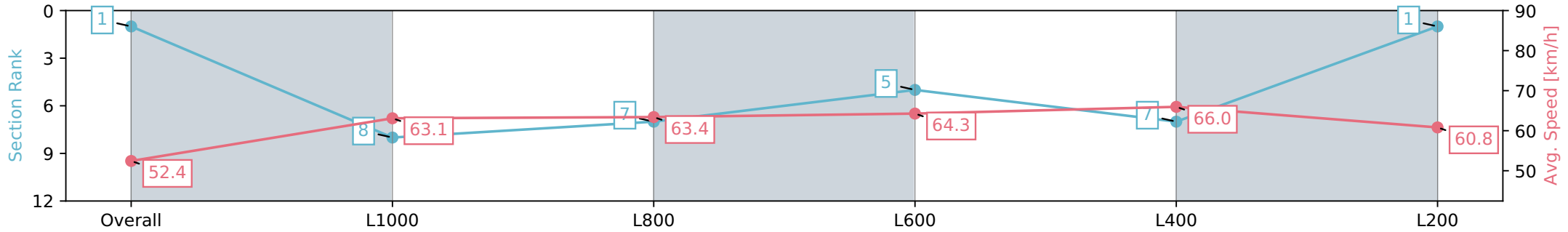


Ellerslie - Professional
 Race 3: TAB STAR WAY STAKES - 1200m
 20 April 2024 - 1:45PM



Track Rating: Soft 5, Weather: Showery, Rail Position: True

Section	Overall	L1000	L800	L600	L400	L200
Section Times	1:11.21 [1] (0:13.83)	0:57.38 [8] (0:11.55)	0:45.83 [7] (0:11.51)	0:34.32 [5] (0:11.52)	0:22.80 [7] (0:10.97)	0:11.83 [1] (0:11.83)
Average Speed [km/h]	52.4	63.1	63.4	64.3	66.0	60.8
Top Speed [km/h]	64.5	65.7	65.3	66.1	66.6	64.4
Avg. Dist. to Rail [m]	9.0	3.0	2.8	4.7	8.1	8.1
Avg. Stride Freq. [Hz]	2.3	2.3	2.3	2.4	2.5	2.4
Avg. Stride Length [m]	6.4	7.5	7.6	7.5	7.4	7.2



- [] Ranking at each section and finish
- :-:- No data available at this section
- NA No data available

Horse/Jockey Name	LOVE POEM/Samantha Spratt
Finish Rank	2
Fastest Section Time (Section)	0:11.21 (L200)
Top Speed [km/h] (Section)	65.8 (L400)
Race State	Finished

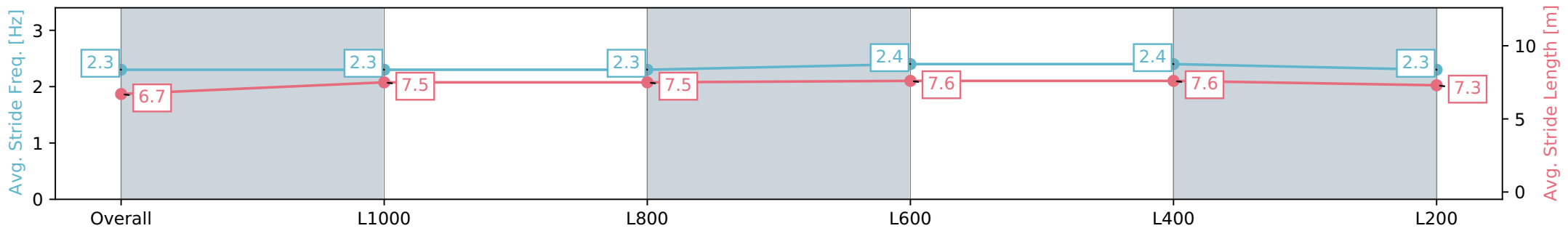
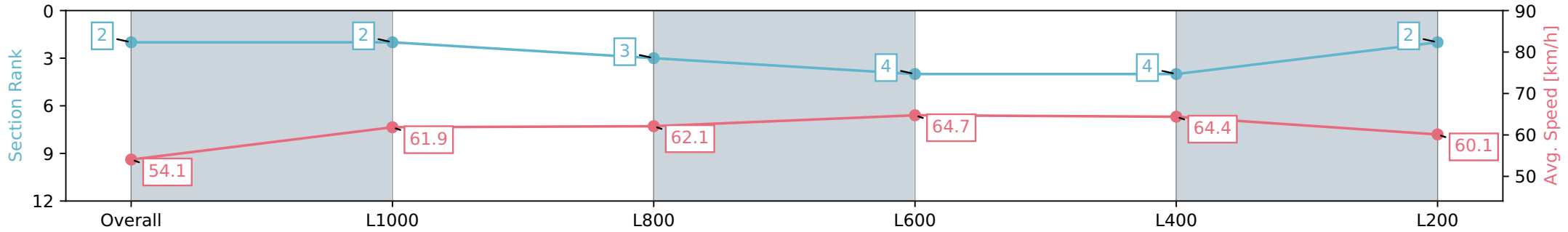


Ellerslie - Professional
 Race 3: TAB STAR WAY STAKES - 1200m
 20 April 2024 - 1:45PM



Track Rating: Soft 5, Weather: Showery, Rail Position: True

Section	Overall	L1000	L800	L600	L400	L200
Section Times	1:11.40 [2] (0:13.34)	0:58.06 [2] (0:11.74)	0:46.32 [3] (0:11.78)	0:34.54 [4] (0:11.35)	0:23.19 [4] (0:11.21)	0:11.98 [2] (0:11.98)
Average Speed [km/h]	54.1	61.9	62.1	64.7	64.4	60.1
Top Speed [km/h]	63.6	63.5	64.5	65.5	65.8	62.7
Avg. Dist. to Rail [m]	3.2	2.2	3.4	3.4	4.2	5.6
Avg. Stride Freq. [Hz]	2.3	2.3	2.3	2.4	2.4	2.3
Avg. Stride Length [m]	6.7	7.5	7.5	7.6	7.6	7.3



- [] Ranking at each section and finish
- :-:- No data available at this section
- NA No data available

Horse/Jockey Name	CHICAGO JACK/Ryan Elliot
Finish Rank	3
Fastest Section Time (Section)	0:11.10 (L200)
Top Speed [km/h] (Section)	66.3 (L400)
Race State	Finished

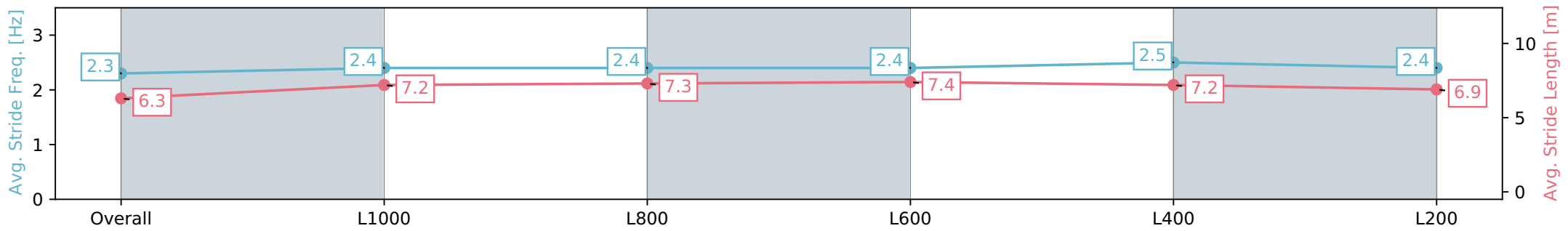
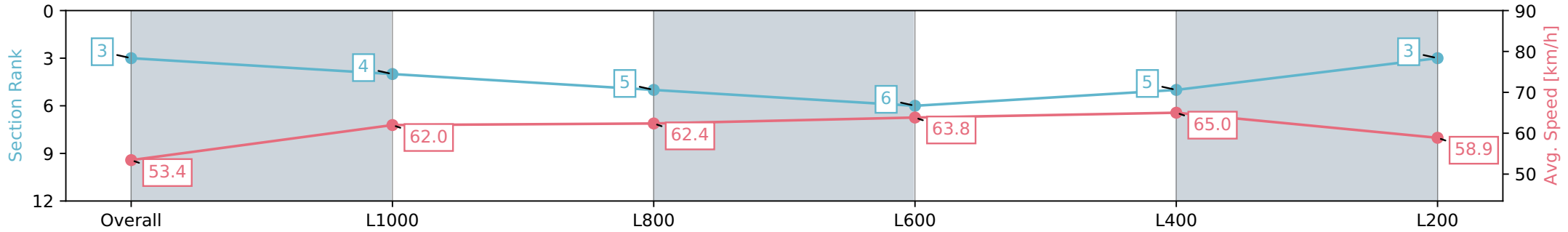


Ellerslie - Professional
 Race 3: TAB STAR WAY STAKES - 1200m
 20 April 2024 - 1:45PM



Track Rating: Soft 5, Weather: Showery, Rail Position: True

Section	Overall	L1000	L800	L600	L400	L200
Section Times	1:11.69 [3] (0:13.54)	0:58.15 [4] (0:11.71)	0:46.44 [5] (0:11.66)	0:34.78 [6] (0:11.45)	0:23.33 [5] (0:11.10)	0:12.23 [3] (0:12.23)
Average Speed [km/h]	53.4	62.0	62.4	63.8	65.0	58.9
Top Speed [km/h]	62.9	64.3	64.5	65.3	66.3	62.9
Avg. Dist. to Rail [m]	4.4	2.1	2.1	2.6	5.0	7.2
Avg. Stride Freq. [Hz]	2.3	2.4	2.4	2.4	2.5	2.4
Avg. Stride Length [m]	6.3	7.2	7.3	7.4	7.2	6.9



- [] Ranking at each section and finish
- :-:- No data available at this section
- NA No data available

Horse/Jockey Name	DREAM OF THE MOON/Warren Kennedy
Finish Rank	4
Fastest Section Time (Section)	0:11.16 (L200)
Top Speed [km/h] (Section)	65.8 (L400)
Race State	Finished



Ellerslie - Professional

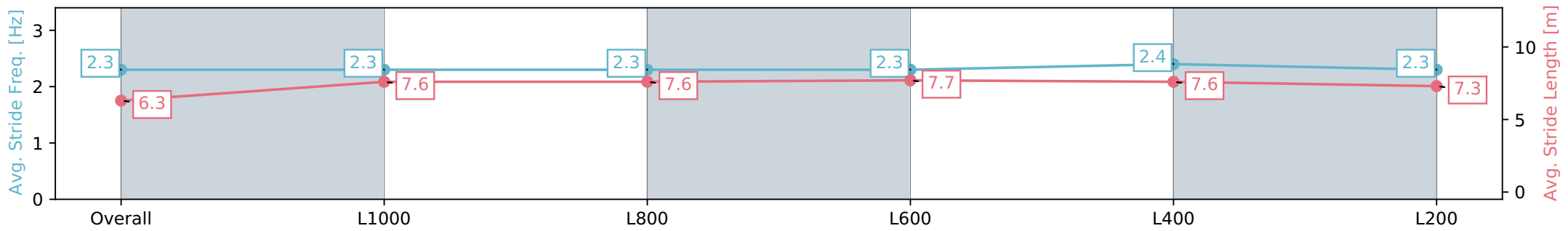
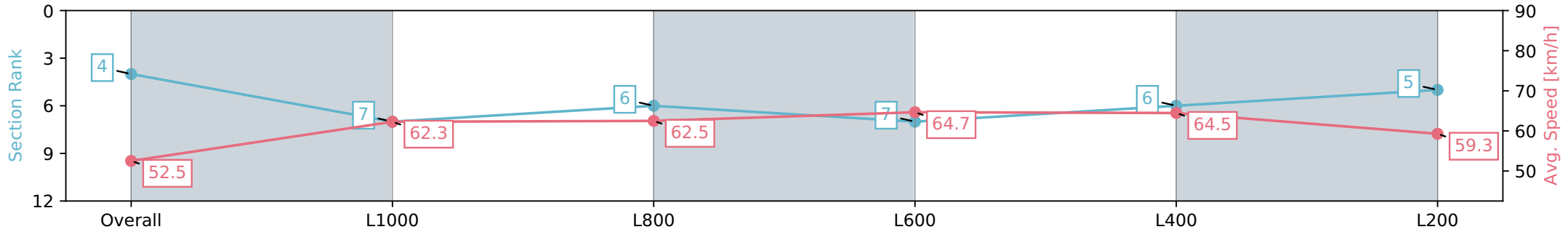
Race 3: TAB STAR WAY STAKES - 1200m

20 April 2024 - 1:45PM



Track Rating: Soft 5, Weather: Showery, Rail Position: True

Section	Overall	L1000	L800	L600	L400	L200
Section Times	1:11.70 [4] (0:13.74)	0:57.96 [7] (0:11.63)	0:46.33 [6] (0:11.64)	0:34.69 [7] (0:11.36)	0:23.33 [6] (0:11.16)	0:12.17 [5] (0:12.17)
Average Speed [km/h]	52.5	62.3	62.5	64.7	64.5	59.3
Top Speed [km/h]	64.4	64.6	64.0	65.5	65.8	62.8
Avg. Dist. to Rail [m]	5.7	1.4	2.2	3.3	2.6	2.0
Avg. Stride Freq. [Hz]	2.3	2.3	2.3	2.3	2.4	2.3
Avg. Stride Length [m]	6.3	7.6	7.6	7.7	7.6	7.3



- [] Ranking at each section and finish
- :-:- No data available at this section
- NA No data available

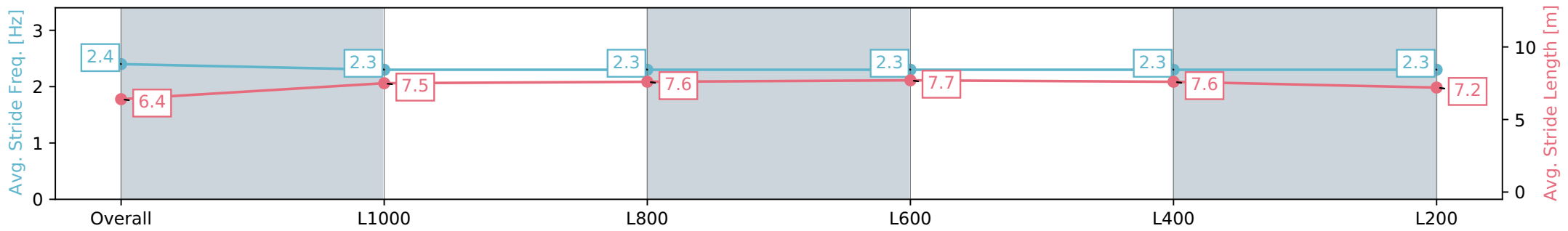
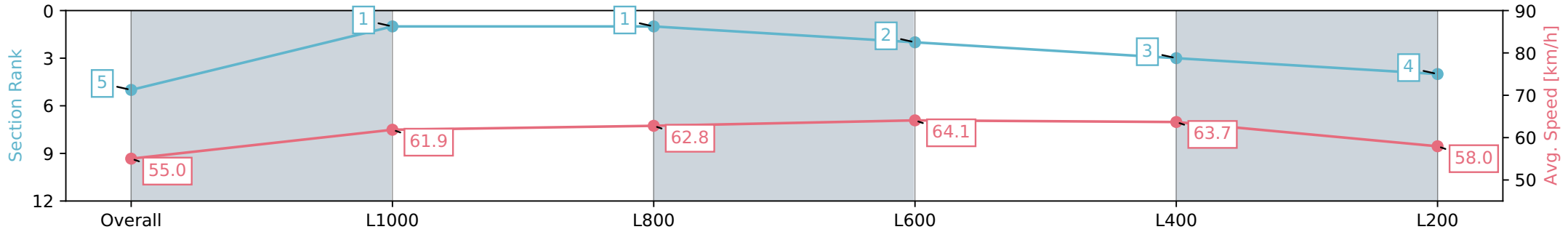
Horse/Jockey Name	BOSS 'N' HIGHHEELS/Wiremu Pinn
Finish Rank	5
Fastest Section Time (Section)	0:11.30 (L200)
Top Speed [km/h] (Section)	64.9 (L600)
Race State	Finished



Ellerslie - Professional
 Race 3: TAB STAR WAY STAKES - 1200m
 20 April 2024 - 1:45PM
 Track Rating: Soft 5, Weather: Showery, Rail Position: True



Section	Overall	L1000	L800	L600	L400	L200
Section Times	1:11.92 [5] (0:13.15)	0:58.77 [1] (0:11.80)	0:46.97 [1] (0:11.71)	0:35.26 [2] (0:11.51)	0:23.75 [3] (0:11.30)	0:12.45 [4] (0:12.45)
Average Speed [km/h]	55.0	61.9	62.8	64.1	63.7	58.0
Top Speed [km/h]	63.2	62.9	64.2	64.9	64.5	62.2
Avg. Dist. to Rail [m]	8.0	3.4	4.3	4.0	3.6	4.9
Avg. Stride Freq. [Hz]	2.4	2.3	2.3	2.3	2.3	2.3
Avg. Stride Length [m]	6.4	7.5	7.6	7.7	7.6	7.2



- [] Ranking at each section and finish
- :-:- No data available at this section
- NA No data available

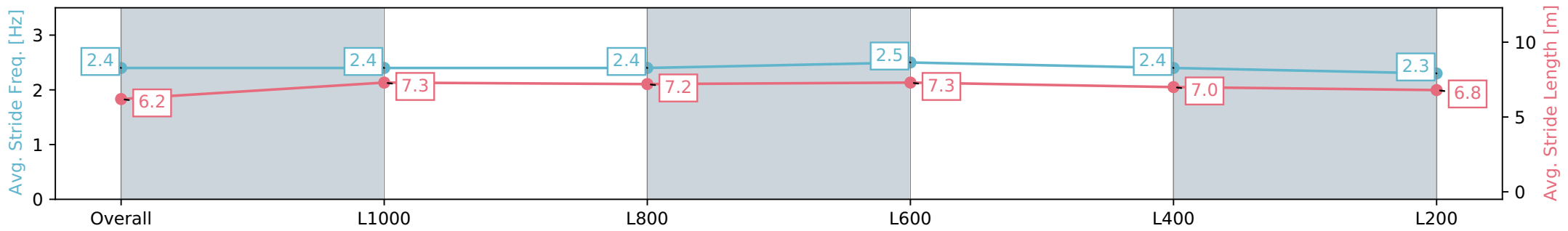
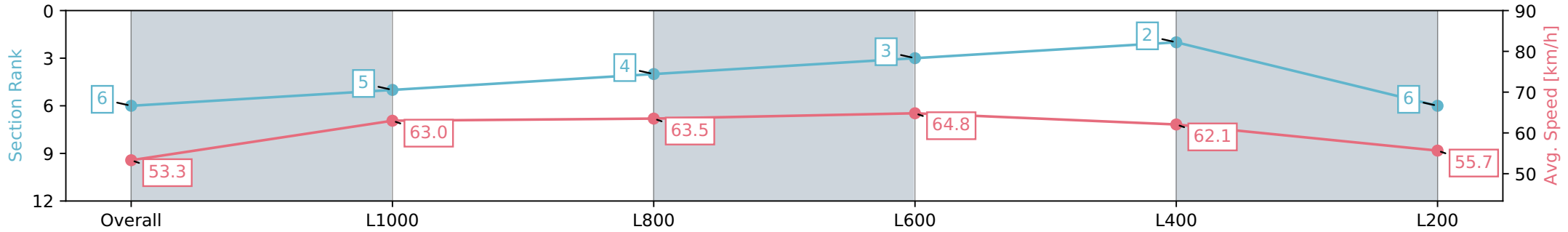
Horse/Jockey Name	FILLYGIZALOOK/Sam Weatherley
Finish Rank	6
Fastest Section Time (Section)	0:11.34 (L400)
Top Speed [km/h] (Section)	66.3 (L600)
Race State	Finished



Ellerslie - Professional
 Race 3: TAB STAR WAY STAKES - 1200m
 20 April 2024 - 1:45PM
 Track Rating: Soft 5, Weather: Showery, Rail Position: True



Section	Overall	L1000	L800	L600	L400	L200
Section Times	1:12.60 [6] (0:13.57)	0:59.02 [5] (0:11.56)	0:47.46 [4] (0:11.57)	0:35.88 [3] (0:11.34)	0:24.54 [2] (0:11.60)	0:12.94 [6] (0:12.94)
Average Speed [km/h]	53.3	63.0	63.5	64.8	62.1	55.7
Top Speed [km/h]	65.2	65.3	66.2	66.3	62.9	60.8
Avg. Dist. to Rail [m]	5.9	3.0	4.4	3.5	3.0	4.0
Avg. Stride Freq. [Hz]	2.4	2.4	2.4	2.5	2.4	2.3
Avg. Stride Length [m]	6.2	7.3	7.2	7.3	7.0	6.8



- [] Ranking at each section and finish
- :-:- No data available at this section
- NA No data available

Horse/Jockey Name	MAGNA MEMORY/Masahiro Hashizume
Finish Rank	7
Fastest Section Time (Section)	0:11.28 (L400)
Top Speed [km/h] (Section)	66.1 (L600)
Race State	Finished

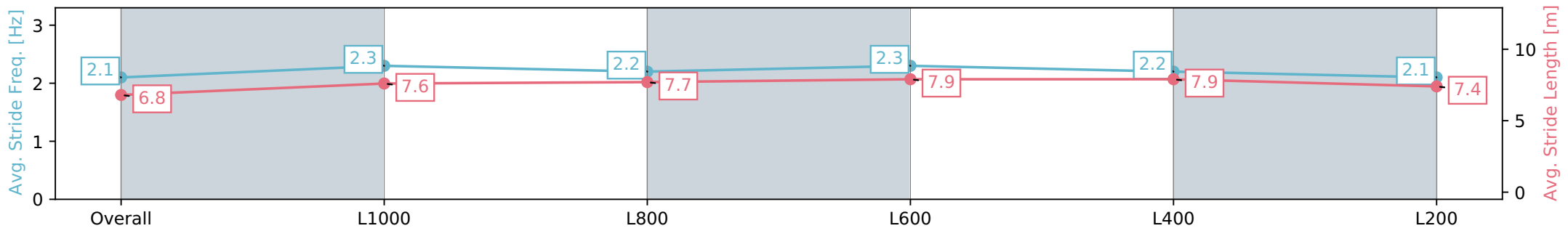
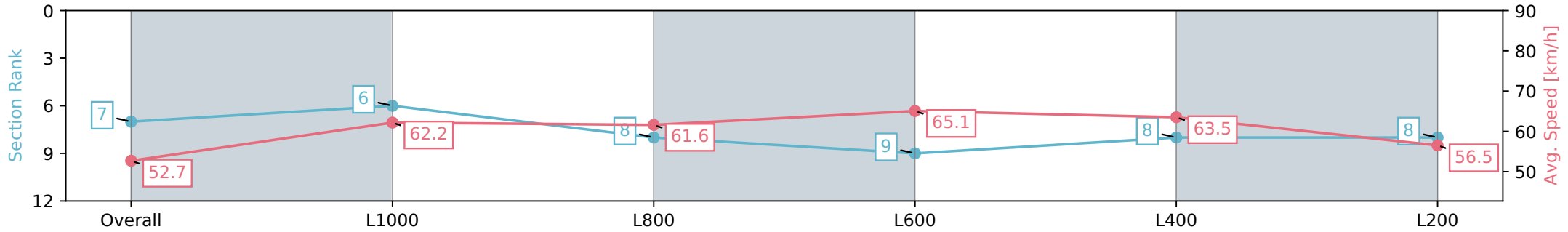


Ellerslie - Professional
 Race 3: TAB STAR WAY STAKES - 1200m
 20 April 2024 - 1:45PM



Track Rating: Soft 5, Weather: Showery, Rail Position: True

Section	Overall	L1000	L800	L600	L400	L200
Section Times	1:12.81 [7] (0:13.74)	0:59.07 [6] (0:11.76)	0:47.31 [8] (0:11.92)	0:35.39 [9] (0:11.28)	0:24.10 [8] (0:11.37)	0:12.73 [8] (0:12.73)
Average Speed [km/h]	52.7	62.2	61.6	65.1	63.5	56.5
Top Speed [km/h]	63.0	63.9	63.9	66.1	64.7	60.3
Avg. Dist. to Rail [m]	7.7	4.0	4.3	3.4	3.5	3.6
Avg. Stride Freq. [Hz]	2.1	2.3	2.2	2.3	2.2	2.1
Avg. Stride Length [m]	6.8	7.6	7.7	7.9	7.9	7.4



- [] Ranking at each section and finish
- :-:- No data available at this section
- NA No data available

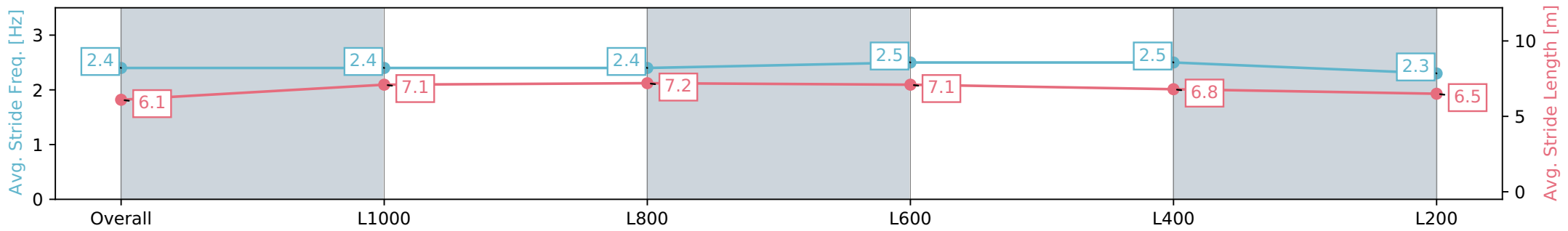
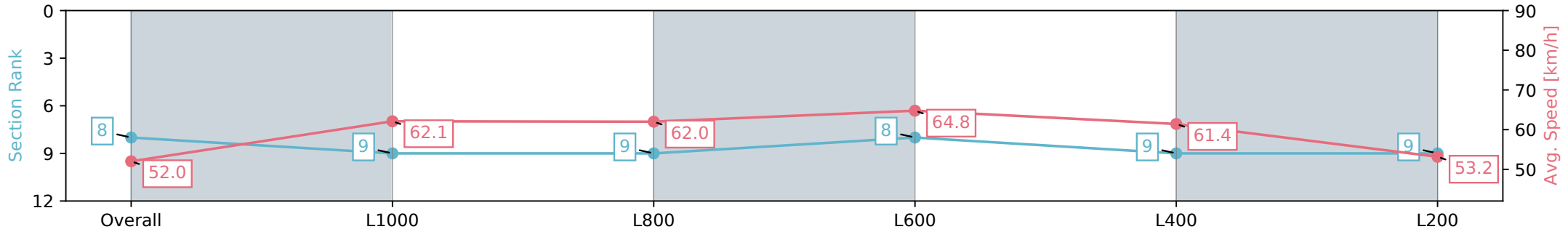
Horse/Jockey Name	BRAZEN PROPOSAL/Ace Lawson-Carroll
Finish Rank	8
Fastest Section Time (Section)	0:11.37 (L400)
Top Speed [km/h] (Section)	66.5 (L600)
Race State	Finished



Ellerslie - Professional
 Race 3: TAB STAR WAY STAKES - 1200m
 20 April 2024 - 1:45PM
 Track Rating: Soft 5, Weather: Showery, Rail Position: True



Section	Overall	L1000	L800	L600	L400	L200
Section Times	1:13.97 [8] (0:13.89)	1:00.08 [9] (0:11.68)	0:48.40 [9] (0:11.77)	0:36.63 [8] (0:11.37)	0:25.26 [9] (0:11.74)	0:13.52 [9] (0:13.52)
Average Speed [km/h]	52.0	62.1	62.0	64.8	61.4	53.2
Top Speed [km/h]	63.8	64.1	63.8	66.5	63.4	59.2
Avg. Dist. to Rail [m]	3.5	2.1	2.8	3.7	3.5	5.1
Avg. Stride Freq. [Hz]	2.4	2.4	2.4	2.5	2.5	2.3
Avg. Stride Length [m]	6.1	7.1	7.2	7.1	6.8	6.5



- [] Ranking at each section and finish
- :-:- No data available at this section
- NA No data available

Horse/Jockey Name	DYNAMIS/Matthew Cameron
Finish Rank	9
Fastest Section Time (Section)	0:11.44 (L600)
Top Speed [km/h] (Section)	64.4 (L800)
Race State	Finished

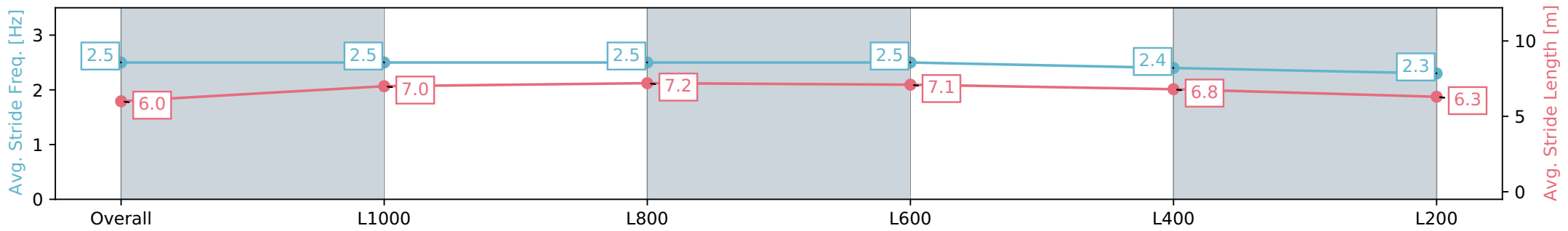
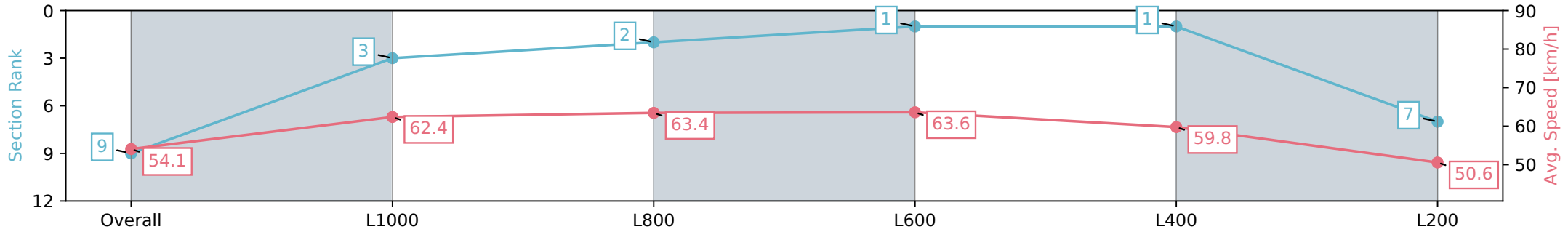


Ellerslie - Professional
 Race 3: TAB STAR WAY STAKES - 1200m
 20 April 2024 - 1:45PM



Track Rating: Soft 5, Weather: Showery, Rail Position: True

Section	Overall	L1000	L800	L600	L400	L200
Section Times	1:14.21 [9] (0:13.37)	1:00.84 [3] (0:11.59)	0:49.25 [2] (0:11.44)	0:37.81 [1] (0:11.52)	0:26.29 [1] (0:12.06)	0:14.23 [7] (0:14.23)
Average Speed [km/h]	54.1	62.4	63.4	63.6	59.8	50.6
Top Speed [km/h]	63.2	63.2	64.4	64.1	62.4	56.5
Avg. Dist. to Rail [m]	6.0	0.8	1.9	3.0	0.8	0.8
Avg. Stride Freq. [Hz]	2.5	2.5	2.5	2.5	2.4	2.3
Avg. Stride Length [m]	6.0	7.0	7.2	7.1	6.8	6.3



- [] Ranking at each section and finish
- :-:- No data available at this section
- NA No data available