

Track Rating: Soft 6, Weather: Fine, Rail Position: True

Section Field Times		Overall	L1400	L1200	L1000	L800	L600						
		1:30.45	1:23.11	1:11.94	1:00.12	0:48.38	0:36.73						
		(0:07.34)	(0:11.18)	(0:11.82)	(0:11.73)	(0:11.65)	(0:12.08)						
Position	#	Horse/Jockey	Barrier	Top Speed [km/h]	Fastest Section	First 400m	Overall	L1400	L1200	L1000	L800	L600	Distance Travelled From Winner [m]
1	13	RUSSIAN SATIRE Craig Grylls	3	66.8 1400-1200	0:11.15 1400-1200	0:24.95	1:30.45 (0:07.89)	1:22.56 [10] (0:11.15)	1:11.41 [8] (0:12.06)	0:59.35 [8] (0:12.19)	0:47.16 [9] (0:11.77)	0:35.39 [9] (0:11.86)	
2	4	DIMAGGIO Wiremu Pinn	12	64.6 800-600	0:11.36 400-200	0:25.06	1:30.60 (0:07.71)	1:22.89 [9] (0:11.40)	1:11.49 [9] (0:12.14)	0:59.35 [9] (0:12.33)	0:47.02 [10] (0:11.62)	0:35.40 [10] (0:11.73)	+8
3	3	URBAN MYTH Masahiro Hashizume	9	67.4 1400-1200	0:11.28 1400-1200	0:24.68	1:30.63 (0:07.54)	1:23.09 [6] (0:11.28)	1:11.80 [6] (0:11.96)	0:59.84 [5] (0:12.05)	0:47.79 [5] (0:11.77)	0:36.02 [5] (0:11.80)	+11
4	6	ETHEREAL STAR James Doyle	11	66.6 1400-1200	0:11.02 1400-1200	0:24.28	1:30.64 (0:07.49)	1:23.15 [5] (0:11.02)	1:12.13 [1] (0:11.82)	1:00.31 [1] (0:11.81)	0:48.50 [2] (0:11.56)	0:36.93 [1] (0:12.08)	+0
5	2	TRIGON LAD Sarah Fisher	6	66.2 1400-1200	0:11.13 1400-1200	0:24.40	1:30.86 (0:07.46)	1:23.40 [3] (0:11.13)	1:12.27 [3] (0:11.75)	1:00.52 [2] (0:11.72)	0:48.80 [1] (0:11.69)	0:37.11 [2] (0:12.11)	+3
6	10	BELLA LUCE Ace Lawson-Carroll	5	64.4 1400-1200	0:11.33 1400-1200	0:24.78	1:30.94 (0:07.63)	1:23.31 [8] (0:11.33)	1:11.98 [7] (0:11.98)	1:00.00 [7] (0:12.21)	0:47.79 [7] (0:11.72)	0:36.07 [7] (0:12.11)	+7
7	12	MISS MARTINI Samantha Spratt	13	64.0 600-400	0:11.62 1400-1200	0:25.15	1:31.16 (0:07.62)	1:23.54 [7] (0:11.62)	1:11.92 [10] (0:12.03)	0:59.89 [10] (0:11.96)	0:47.93 [8] (0:11.73)	0:36.20 [8] (0:11.73)	+9
8	9	RUACH Kelly Myers	4	65.8 1400-1200	0:11.22 1400-1200	0:24.38	1:31.35 (0:07.33)	1:24.02 [1] (0:11.22)	1:12.80 [2] (0:11.96)	1:00.84 [3] (0:12.02)	0:48.82 [3] (0:11.66)	0:37.16 [3] (0:12.11)	+5
9	5	BOSCH Sam Weatherley	1	66.0 1400-1200	0:11.21 1400-1200	0:24.47	1:32.68 (0:07.43)	1:25.25 [2] (0:11.21)	1:14.04 [4] (0:12.02)	1:02.02 [4] (0:12.08)	0:49.94 [4] (0:11.74)	0:38.20 [4] (0:12.05)	+3
10	1	TELLALL Triston Moodley	2	64.9 1400-1200	0:11.28 1400-1200	0:24.66	1:32.68 (0:07.49)	1:25.19 [4] (0:11.28)	1:13.90 [5] (0:12.05)	1:01.85 [6] (0:12.15)	0:49.70 [6] (0:11.86)	0:37.84 [6] (0:12.07)	+1

Scratched: Electric Time (#7), Malfy Rosa (#8), Wet 'N' Wild (#11), Jaffira (#14), Modernise (#15)

Track Rating: Soft 6, Weather: Fine, Rail Position: True

Section Field Times						L400	L200						
						0:24.65	0:12.59						
						(0:12.06)	(0:12.59)						
Position	#	Horse/Jockey	Barrier	Top Speed [km/h]	Fastest Section	First 400m			Margin				Distance Travelled From Winner [m]
1	13	RUSSIAN SATIRE Craig Grylls	3	66.8 1400-1200	0:11.15 1400-1200	0:24.95	0:23.53 [8] (0:11.54)	0:11.99 [7] (0:11.99)	1:30.45				
2	4	DIMAGGIO Wiremu Pinn	12	64.6 800-600	0:11.36 400-200	0:25.06	0:23.67 [9] (0:11.36)	0:12.31 [4] (0:12.31)	0.15L				+8
3	3	URBAN MYTH Masahiro Hashizume	9	67.4 1400-1200	0:11.28 1400-1200	0:24.68	0:24.22 [4] (0:11.70)	0:12.52 [3] (0:12.52)	0.03L				+11
4	6	ETHEREAL STAR James Doyle	11	66.6 1400-1200	0:11.02 1400-1200	0:24.28	0:24.85 [1] (0:12.06)	0:12.79 [1] (0:12.79)	0.01L				+0
5	2	TRIGON LAD Sarah Fisher	6	66.2 1400-1200	0:11.13 1400-1200	0:24.40	0:25.00 [2] (0:12.12)	0:12.88 [2] (0:12.88)	0.22L				+3
6	10	BELLA LUCE Ace Lawson-Carroll	5	64.4 1400-1200	0:11.33 1400-1200	0:24.78	0:23.96 [10] (0:11.68)	0:12.28 [8] (0:12.28)	0.08L				+7
7	12	MISS MARTINI Samantha Spratt	13	64.0 600-400	0:11.62 1400-1200	0:25.15	0:24.47 [6] (0:11.70)	0:12.77 [6] (0:12.77)	0.22L				+9
8	9	RUACH Kelly Myers	4	65.8 1400-1200	0:11.22 1400-1200	0:24.38	0:25.05 [3] (0:12.01)	0:13.04 [5] (0:13.04)	0.19L				+5
9	5	BOSCH Sam Weatherley	1	66.0 1400-1200	0:11.21 1400-1200	0:24.47	0:26.15 [5] (0:12.30)	0:13.85 [9] (0:13.85)	1.33L				+3
10	1	TELLALL Triston Moodley	2	64.9 1400-1200	0:11.28 1400-1200	0:24.66	0:25.77 [7] (0:12.25)	0:13.52 [10] (0:13.52)	1:32.68				+1

Scratched: Electric Time (#7), Malfy Rosa (#8), Wet 'N' Wild (#11), Jaffira (#14), Modernise (#15)

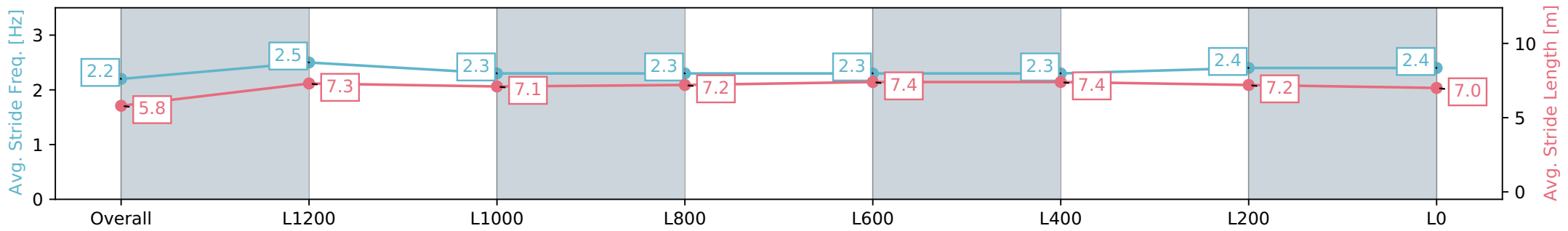
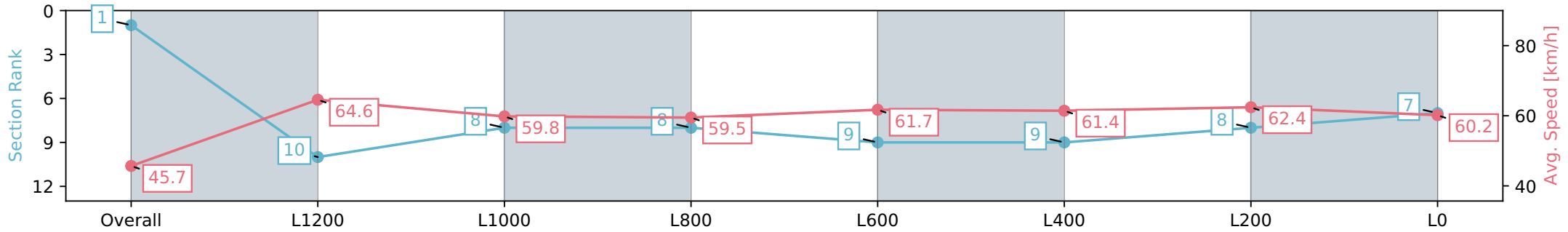
Horse/Jockey Name	RUSSIAN SATIRE/Craig Grylls
Finish Rank	1
Fastest Section Time (Section)	0:11.15 (L1400)
Top Speed [km/h] (Section)	66.8 (L1400)
Race State	Finished



Ellerslie - Professional
 Race 2: AUCKLAND CO-OP TAXIS 1500 - 1500m
 20 April 2024 - 1:10PM
 Track Rating: Soft 6, Weather: Fine, Rail Position: True



Section	Overall	L1200	L1000	L800	L600	L400	L200	L0
Section Times	1:30.45 [1] (0:07.89)	1:22.56 [10] (0:11.15)	1:11.41 [8] (0:12.06)	0:59.35 [8] (0:12.19)	0:47.16 [9] (0:11.77)	0:35.39 [9] (0:11.86)	0:23.53 [8] (0:11.54)	0:11.99 [7] (0:11.99)
Average Speed [km/h]	45.7	64.6	59.8	59.5	61.7	61.4	62.4	60.2
Top Speed [km/h]	61.3	66.8	63.4	62.2	62.7	62.7	63.3	62.2
Avg. Dist. to Rail [m]	2.5	0.2	1.0	1.5	1.9	2.3	0.9	1.3
Avg. Stride Freq. [Hz]	2.2	2.5	2.3	2.3	2.3	2.3	2.4	2.4
Avg. Stride Length [m]	5.8	7.3	7.1	7.2	7.4	7.4	7.2	7.0



- [] Ranking at each section and finish
- :-:- No data available at this section
- NA No data available

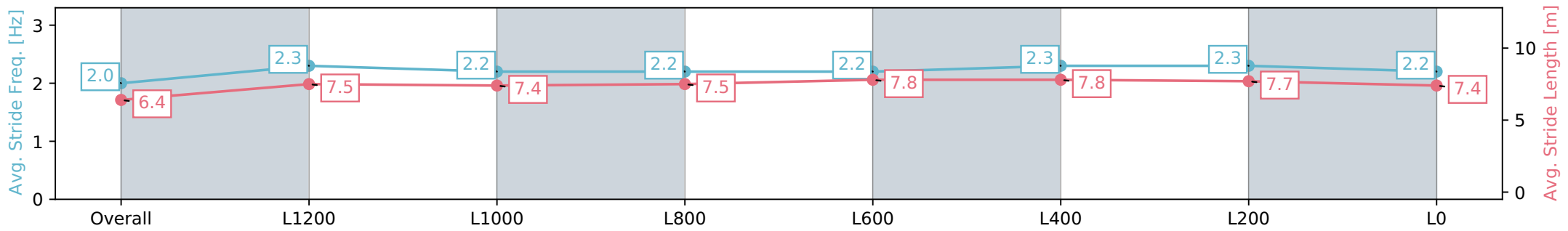
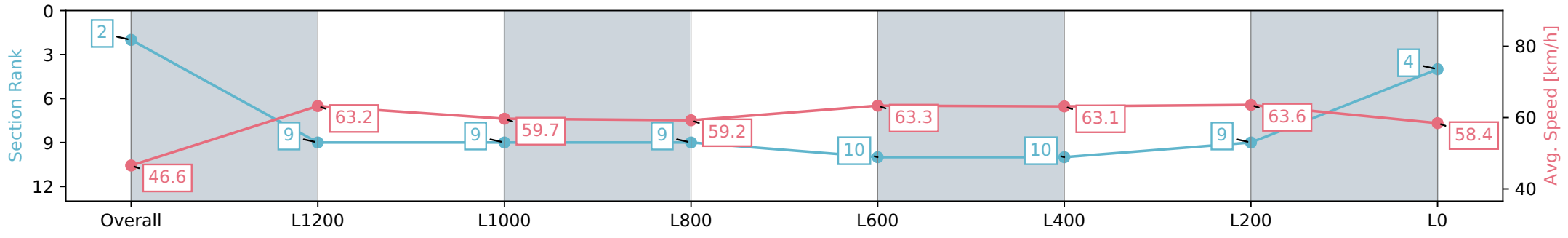
Horse/Jockey Name	DIMAGGIO/Wiremu Pinn
Finish Rank	2
Fastest Section Time (Section)	0:11.36 (L400)
Top Speed [km/h] (Section)	64.6 (L800)
Race State	Finished



Ellerslie - Professional
 Race 2: AUCKLAND CO-OP TAXIS 1500 - 1500m
 20 April 2024 - 1:10PM
 Track Rating: Soft 6, Weather: Fine, Rail Position: True



Section	Overall	L1200	L1000	L800	L600	L400	L200	L0
Section Times	1:30.60 [2] (0:07.71)	1:22.89 [9] (0:11.40)	1:11.49 [9] (0:12.14)	0:59.35 [9] (0:12.33)	0:47.02 [10] (0:11.62)	0:35.40 [10] (0:11.73)	0:23.67 [9] (0:11.36)	0:12.31 [4] (0:12.31)
Average Speed [km/h]	46.6	63.2	59.7	59.2	63.3	63.1	63.6	58.4
Top Speed [km/h]	59.7	64.1	62.5	61.9	64.6	64.3	64.4	61.9
Avg. Dist. to Rail [m]	9.5	3.3	2.9	3.2	4.6	5.0	6.3	7.6
Avg. Stride Freq. [Hz]	2.0	2.3	2.2	2.2	2.2	2.3	2.3	2.2
Avg. Stride Length [m]	6.4	7.5	7.4	7.5	7.8	7.8	7.7	7.4



- [] Ranking at each section and finish
- :-:- No data available at this section
- NA No data available

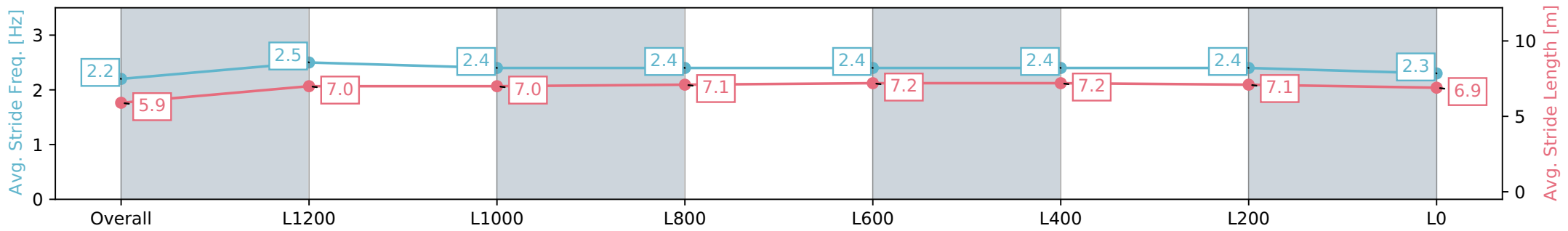
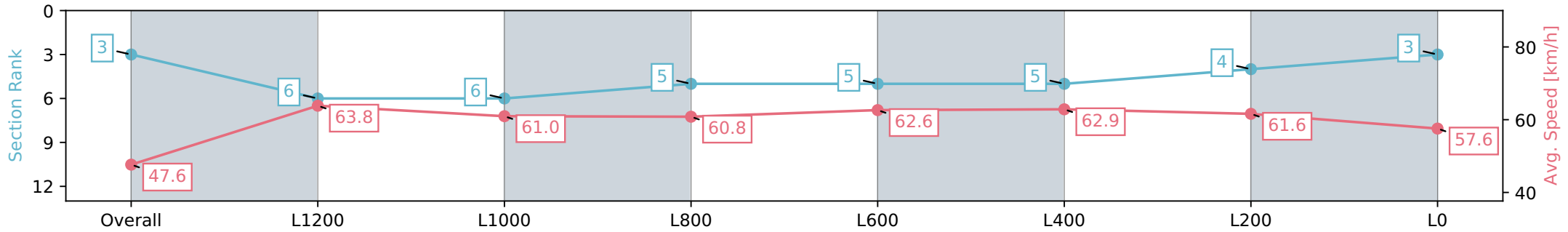
Horse/Jockey Name	URBAN MYTH/Masahiro Hashizume
Finish Rank	3
Fastest Section Time (Section)	0:11.28 (L1400)
Top Speed [km/h] (Section)	67.4 (L1400)
Race State	Finished



Ellerslie - Professional
 Race 2: AUCKLAND CO-OP TAXIS 1500 - 1500m
 20 April 2024 - 1:10PM
 Track Rating: Soft 6, Weather: Fine, Rail Position: True



Section	Overall	L1200	L1000	L800	L600	L400	L200	L0
Section Times	1:30.63 [3] (0:07.54)	1:23.09 [6] (0:11.28)	1:11.80 [6] (0:11.96)	0:59.84 [5] (0:12.05)	0:47.79 [5] (0:11.77)	0:36.02 [5] (0:11.80)	0:24.22 [4] (0:11.70)	0:12.52 [3] (0:12.52)
Average Speed [km/h]	47.6	63.8	61.0	60.8	62.6	62.9	61.6	57.6
Top Speed [km/h]	61.7	67.4	63.1	62.4	63.2	63.5	64.1	60.3
Avg. Dist. to Rail [m]	7.9	4.7	4.5	4.7	5.1	4.9	5.3	5.6
Avg. Stride Freq. [Hz]	2.2	2.5	2.4	2.4	2.4	2.4	2.4	2.3
Avg. Stride Length [m]	5.9	7.0	7.0	7.1	7.2	7.2	7.1	6.9



- [] Ranking at each section and finish
- :-:- No data available at this section
- NA No data available

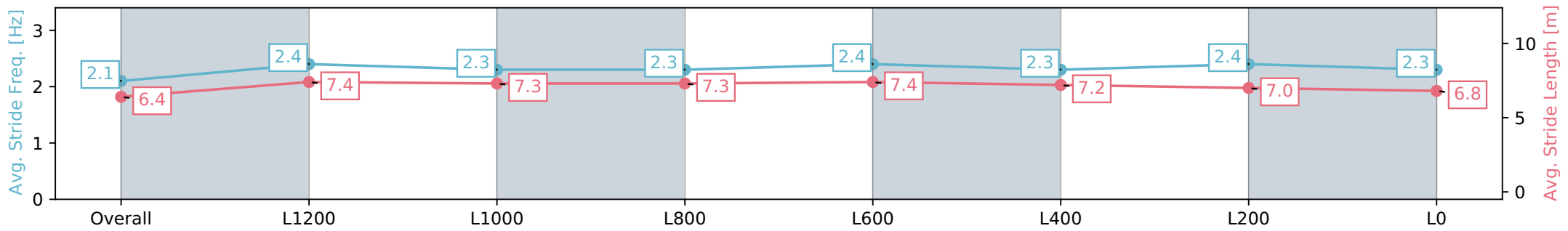
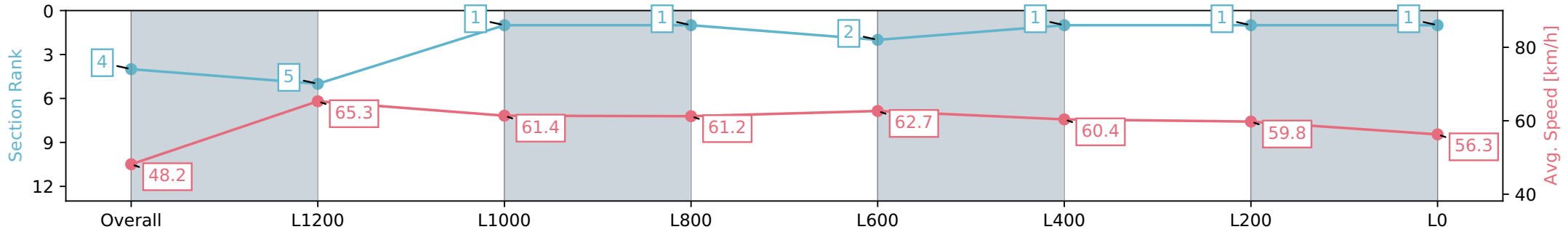
Horse/Jockey Name	ETHEREAL STAR/James Doyle
Finish Rank	4
Fastest Section Time (Section)	0:11.02 (L1400)
Top Speed [km/h] (Section)	66.6 (L1400)
Race State	Finished



Ellerslie - Professional
 Race 2: AUCKLAND CO-OP TAXIS 1500 - 1500m
 20 April 2024 - 1:10PM
 Track Rating: Soft 6, Weather: Fine, Rail Position: True



Section	Overall	L1200	L1000	L800	L600	L400	L200	L0
Section Times	1:30.64 [4] (0:07.49)	1:23.15 [5] (0:11.02)	1:12.13 [1] (0:11.82)	1:00.31 [1] (0:11.81)	0:48.50 [2] (0:11.56)	0:36.93 [1] (0:12.08)	0:24.85 [1] (0:12.06)	0:12.79 [1] (0:12.79)
Average Speed [km/h]	48.2	65.3	61.4	61.2	62.7	60.4	59.8	56.3
Top Speed [km/h]	62.2	66.6	64.1	62.6	64.3	61.4	60.7	58.9
Avg. Dist. to Rail [m]	8.5	5.0	2.6	1.5	1.5	2.2	1.0	0.6
Avg. Stride Freq. [Hz]	2.1	2.4	2.3	2.3	2.4	2.3	2.4	2.3
Avg. Stride Length [m]	6.4	7.4	7.3	7.3	7.4	7.2	7.0	6.8



- [] Ranking at each section and finish
- :-:- No data available at this section
- NA No data available

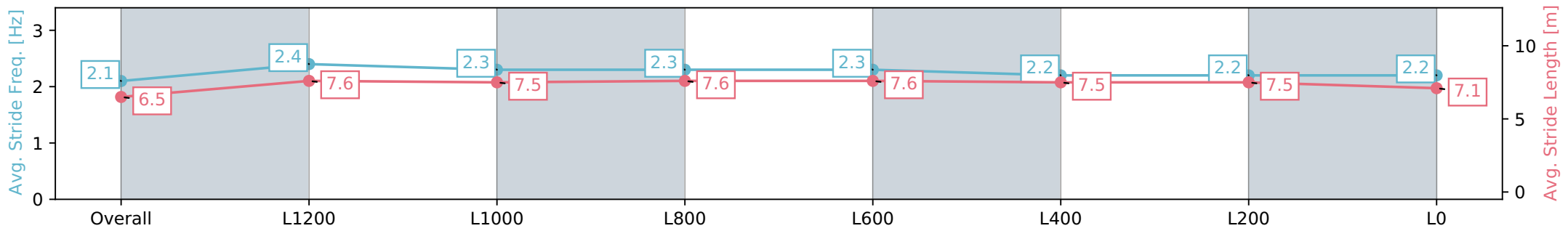
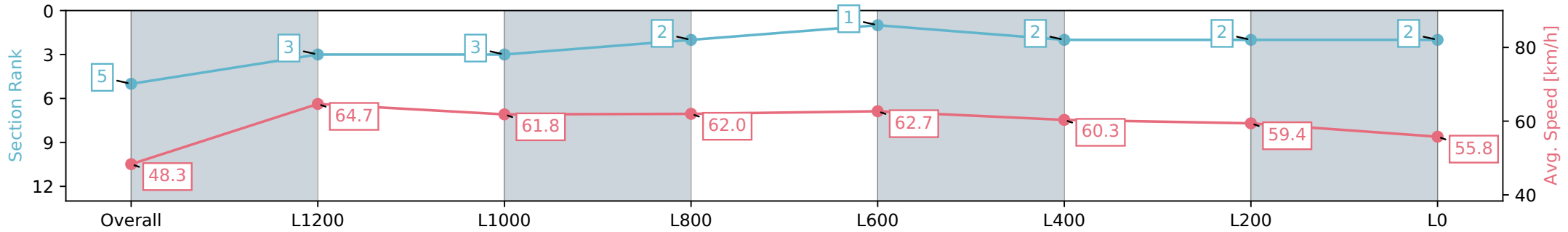
Horse/Jockey Name	TRIGON LAD/Sarah Fisher
Finish Rank	5
Fastest Section Time (Section)	0:11.13 (L1400)
Top Speed [km/h] (Section)	66.2 (L1400)
Race State	Finished



Ellerslie - Professional
 Race 2: AUCKLAND CO-OP TAXIS 1500 - 1500m
 20 April 2024 - 1:10PM
 Track Rating: Soft 6, Weather: Fine, Rail Position: True



Section	Overall	L1200	L1000	L800	L600	L400	L200	L0
Section Times	1:30.86 [5] (0:07.46)	1:23.40 [3] (0:11.13)	1:12.27 [3] (0:11.75)	1:00.52 [2] (0:11.72)	0:48.80 [1] (0:11.69)	0:37.11 [2] (0:12.11)	0:25.00 [2] (0:12.12)	0:12.88 [2] (0:12.88)
Average Speed [km/h]	48.3	64.7	61.8	62.0	62.7	60.3	59.4	55.8
Top Speed [km/h]	62.3	66.2	63.6	63.2	63.4	62.0	60.6	57.8
Avg. Dist. to Rail [m]	6.9	3.5	2.9	2.5	3.7	2.5	0.7	1.7
Avg. Stride Freq. [Hz]	2.1	2.4	2.3	2.3	2.3	2.2	2.2	2.2
Avg. Stride Length [m]	6.5	7.6	7.5	7.6	7.6	7.5	7.5	7.1



- [] Ranking at each section and finish
- :-:- No data available at this section
- NA No data available

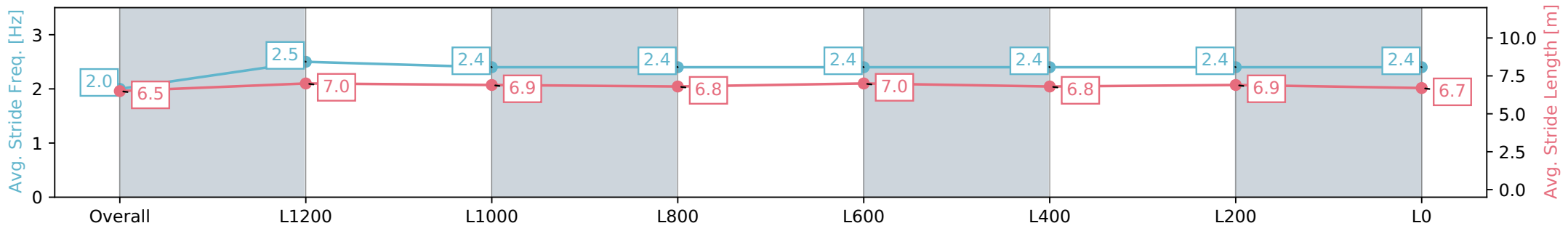
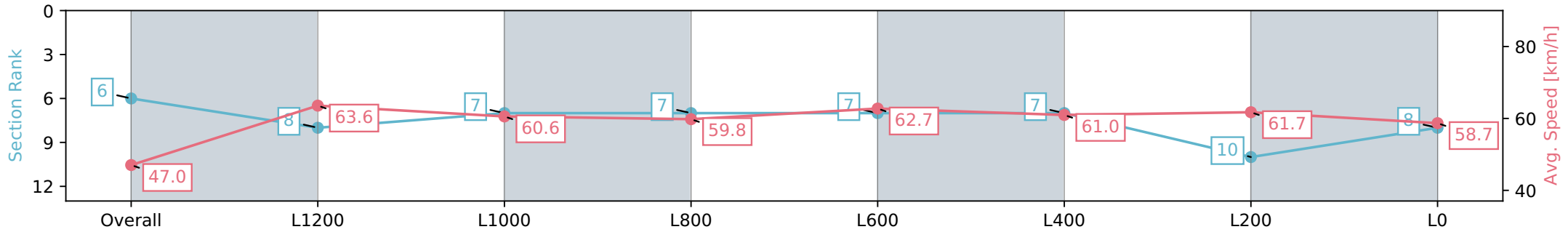
Horse/Jockey Name	BELLA LUCE/Ace Lawson-Carroll
Finish Rank	6
Fastest Section Time (Section)	0:11.33 (L1400)
Top Speed [km/h] (Section)	64.4 (L1400)
Race State	Finished



Ellerslie - Professional
 Race 2: AUCKLAND CO-OP TAXIS 1500 - 1500m
 20 April 2024 - 1:10PM
 Track Rating: Soft 6, Weather: Fine, Rail Position: True



Section	Overall	L1200	L1000	L800	L600	L400	L200	L0
Section Times	1:30.94 [6] (0:07.63)	1:23.31 [8] (0:11.33)	1:11.98 [7] (0:11.98)	1:00.00 [7] (0:12.21)	0:47.79 [7] (0:11.72)	0:36.07 [7] (0:12.11)	0:23.96 [10] (0:11.68)	0:12.28 [8] (0:12.28)
Average Speed [km/h]	47.0	63.6	60.6	59.8	62.7	61.0	61.7	58.7
Top Speed [km/h]	60.9	64.4	63.6	62.7	63.2	62.9	62.4	60.7
Avg. Dist. to Rail [m]	6.1	2.0	3.1	3.8	4.0	4.3	5.4	8.1
Avg. Stride Freq. [Hz]	2.0	2.5	2.4	2.4	2.4	2.4	2.4	2.4
Avg. Stride Length [m]	6.5	7.0	6.9	6.8	7.0	6.8	6.9	6.7



Report Created: Sat 20 April 2024 12:06:51 GMT+10 (Note: Timing is based on positional data)

- [] Ranking at each section and finish
- :-:- No data available at this section
- NA No data available



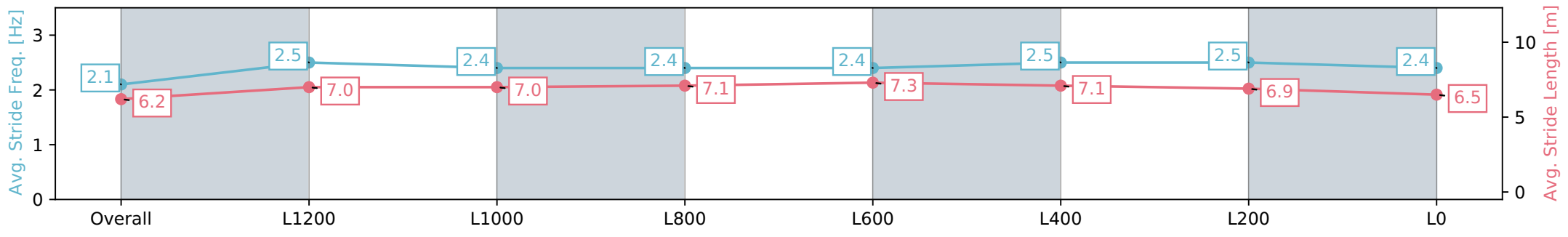
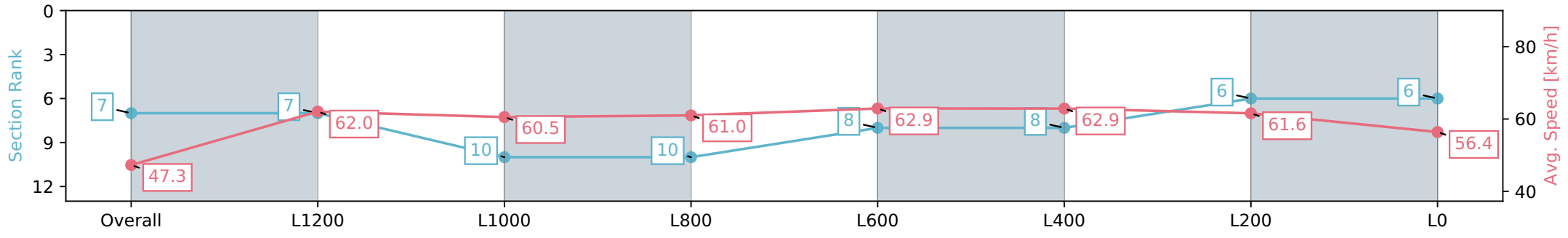
Horse/Jockey Name	MISS MARTINI/Samantha Spratt
Finish Rank	7
Fastest Section Time (Section)	0:11.62 (L1400)
Top Speed [km/h] (Section)	64.0 (L600)
Race State	Finished



Ellerslie - Professional
 Race 2: AUCKLAND CO-OP TAXIS 1500 - 1500m
 20 April 2024 - 1:10PM
 Track Rating: Soft 6, Weather: Fine, Rail Position: True



Section	Overall	L1200	L1000	L800	L600	L400	L200	L0
Section Times	1:31.16 [7] (0:07.62)	1:23.54 [7] (0:11.62)	1:11.92 [10] (0:12.03)	0:59.89 [10] (0:11.96)	0:47.93 [8] (0:11.73)	0:36.20 [8] (0:11.73)	0:24.47 [6] (0:11.70)	0:12.77 [6] (0:12.77)
Average Speed [km/h]	47.3	62.0	60.5	61.0	62.9	62.9	61.6	56.4
Top Speed [km/h]	59.4	63.5	62.9	63.6	63.7	64.0	63.7	59.2
Avg. Dist. to Rail [m]	10.6	5.0	4.1	3.8	5.0	4.2	5.1	6.2
Avg. Stride Freq. [Hz]	2.1	2.5	2.4	2.4	2.4	2.5	2.5	2.4
Avg. Stride Length [m]	6.2	7.0	7.0	7.1	7.3	7.1	6.9	6.5



- [] Ranking at each section and finish
- :-:- No data available at this section
- NA No data available

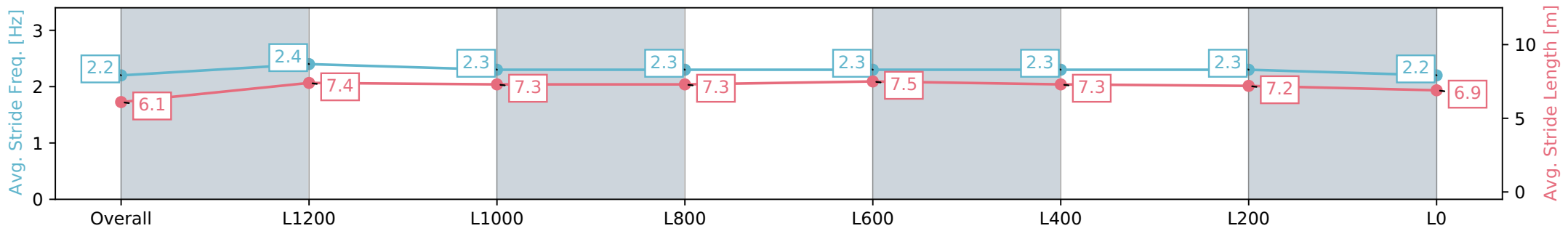
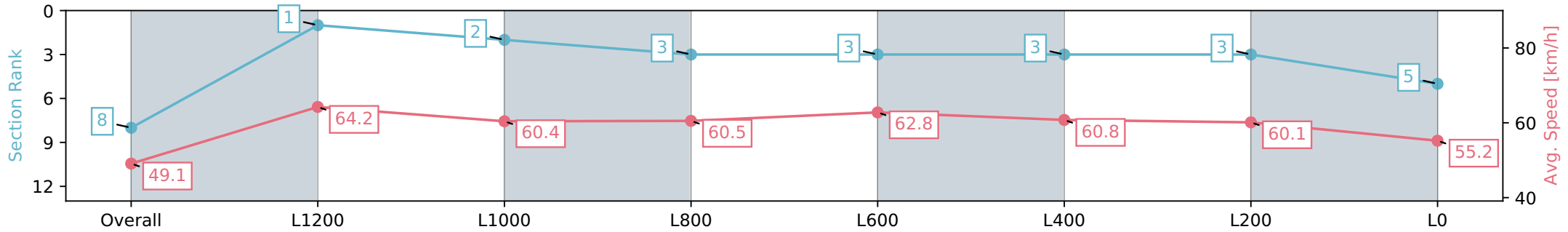
Horse/Jockey Name	RUACH/Kelly Myers
Finish Rank	8
Fastest Section Time (Section)	0:11.22 (L1400)
Top Speed [km/h] (Section)	65.8 (L1400)
Race State	Finished



Ellerslie - Professional
 Race 2: AUCKLAND CO-OP TAXIS 1500 - 1500m
 20 April 2024 - 1:10PM
 Track Rating: Soft 6, Weather: Fine, Rail Position: True



Section	Overall	L1200	L1000	L800	L600	L400	L200	L0
Section Times	1:31.35 [8] (0:07.33)	1:24.02 [1] (0:11.22)	1:12.80 [2] (0:11.96)	1:00.84 [3] (0:12.02)	0:48.82 [3] (0:11.66)	0:37.16 [3] (0:12.11)	0:25.05 [3] (0:12.01)	0:13.04 [5] (0:13.04)
Average Speed [km/h]	49.1	64.2	60.4	60.5	62.8	60.8	60.1	55.2
Top Speed [km/h]	61.6	65.8	63.2	62.7	63.8	62.5	61.0	58.2
Avg. Dist. to Rail [m]	5.1	2.1	1.8	2.4	3.3	4.1	3.5	4.2
Avg. Stride Freq. [Hz]	2.2	2.4	2.3	2.3	2.3	2.3	2.3	2.2
Avg. Stride Length [m]	6.1	7.4	7.3	7.3	7.5	7.3	7.2	6.9



- [] Ranking at each section and finish
- :-:- No data available at this section
- NA No data available

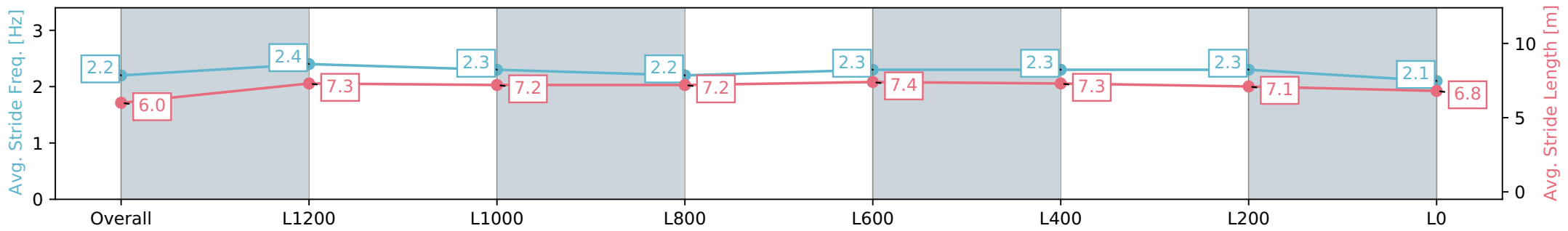
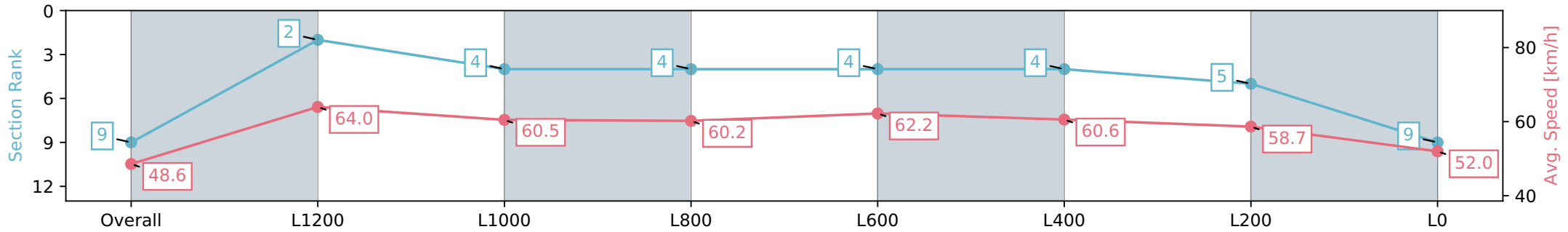
Horse/Jockey Name	BOSCH/Sam Weatherley
Finish Rank	9
Fastest Section Time (Section)	0:11.21 (L1200)
Top Speed [km/h] (Section)	66.0 (L1400)
Race State	Finished



Ellerslie - Professional
 Race 2: AUCKLAND CO-OP TAXIS 1500 - 1500m
 20 April 2024 - 1:10PM
 Track Rating: Soft 6, Weather: Fine, Rail Position: True



Section	Overall	L1200	L1000	L800	L600	L400	L200	L0
Section Times	1:32.68 [9] (0:07.43)	1:25.25 [2] (0:11.21)	1:14.04 [4] (0:12.02)	1:02.02 [4] (0:12.08)	0:49.94 [4] (0:11.74)	0:38.20 [4] (0:12.05)	0:26.15 [5] (0:12.30)	0:13.85 [9] (0:13.85)
Average Speed [km/h]	48.6	64.0	60.5	60.2	62.2	60.6	58.7	52.0
Top Speed [km/h]	61.6	66.0	65.9	61.6	63.0	61.5	59.4	56.5
Avg. Dist. to Rail [m]	2.3	0.3	1.9	2.7	3.0	2.7	2.0	2.8
Avg. Stride Freq. [Hz]	2.2	2.4	2.3	2.2	2.3	2.3	2.3	2.1
Avg. Stride Length [m]	6.0	7.3	7.2	7.2	7.4	7.3	7.1	6.8



- [] Ranking at each section and finish
- :-:- No data available at this section
- NA No data available

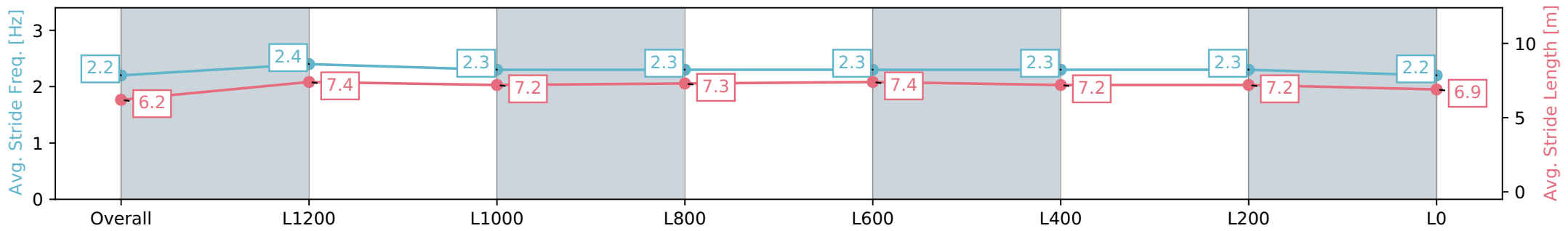
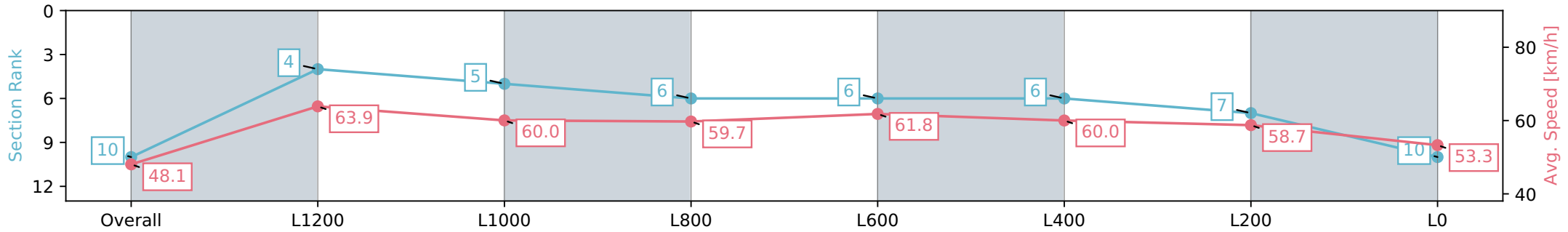
Horse/Jockey Name	TELLALL/Triston Moodley
Finish Rank	10
Fastest Section Time (Section)	0:11.28 (L1400)
Top Speed [km/h] (Section)	64.9 (L1400)
Race State	Finished



Ellerslie - Professional
 Race 2: AUCKLAND CO-OP TAXIS 1500 - 1500m
 20 April 2024 - 1:10PM
 Track Rating: Soft 6, Weather: Fine, Rail Position: True



Section	Overall	L1200	L1000	L800	L600	L400	L200	L0
Section Times	1:32.68 [10] (0:07.49)	1:25.19 [4] (0:11.28)	1:13.90 [5] (0:12.05)	1:01.85 [6] (0:12.15)	0:49.70 [6] (0:11.86)	0:37.84 [6] (0:12.07)	0:25.77 [7] (0:12.25)	0:13.52 [10] (0:13.52)
Average Speed [km/h]	48.1	63.9	60.0	59.7	61.8	60.0	58.7	53.3
Top Speed [km/h]	61.0	64.9	63.0	61.2	62.7	60.8	60.8	55.1
Avg. Dist. to Rail [m]	3.1	0.7	2.1	2.3	3.6	1.3	2.0	4.8
Avg. Stride Freq. [Hz]	2.2	2.4	2.3	2.3	2.3	2.3	2.3	2.2
Avg. Stride Length [m]	6.2	7.4	7.2	7.3	7.4	7.2	7.2	6.9



- [] Ranking at each section and finish
- :-:- No data available at this section
- NA No data available