

Track Rating: Soft 6, Weather: Showery, Rail Position: True

Section														
Field Times														
		Overall	L1000	L800	L600	L400	L200					Margin	Distance	
		1:09.68	0:56.53	0:45.57	0:34.70	0:23.17	0:11.80						Travelled From	
		(0:13.15)	(0:10.96)	(0:10.88)	(0:11.53)	(0:11.37)	(0:11.80)						Winner [m]	
Position	#	Horse/Jockey	Barrier	Top Speed [km/h]	Fastest Section	First 400m								
1	1	SACRED SATONO	3	68.4	0:10.94	0:25.03	1:09.68	0:56.29 [5]	0:44.65 [5]	0:33.68 [4]	0:22.74 [4]	0:11.80 [1]	1:09.68	
		Triston Moodley		800-600	600-400		(0:13.39)	(0:11.64)	(0:10.97)	(0:10.94)	(0:10.94)	(0:11.80)		
2	7	POUR THE WINE	4	68.3	0:10.79	0:25.31	1:09.87	0:56.08 [9]	0:44.56 [9]	0:33.56 [8]	0:22.49 [7]	0:11.70 [3]	0.19L	-4
		Warren Kennedy		800-600	400-200		(0:13.79)	(0:11.52)	(0:11.00)	(0:11.07)	(0:10.79)	(0:11.70)		
3	3	IMPREVU	2	68.3	0:10.94	0:25.09	1:10.42	0:56.96 [6]	0:45.33 [6]	0:34.39 [5]	0:23.28 [6]	0:12.15 [6]	0.55L	-9
		Wiremu Pinn		1000-800	800-600		(0:13.46)	(0:11.63)	(0:10.94)	(0:11.11)	(0:11.13)	(0:12.15)		
4	5	IS THAT SO	10	68.0	0:10.85	0:24.10	1:10.53	0:57.28 [3]	0:46.43 [1]	0:35.55 [1]	0:24.02 [1]	0:12.44 [2]	0.11L	-11
		Craig Grylls		1000-800	1000-800		(0:13.25)	(0:10.85)	(0:10.88)	(0:11.53)	(0:11.57)	(0:12.44)		
5	10	ISLA JAY	5	68.0	0:11.03	0:24.83	1:10.61	0:57.35 [4]	0:45.78 [4]	0:34.55 [6]	0:23.52 [5]	0:12.38 [5]	0.08L	-4
		Matthew Cameron		800-600	600-400		(0:13.26)	(0:11.56)	(0:11.23)	(0:11.03)	(0:11.14)	(0:12.38)		
6	2	NOT GUILTY	8	68.3	0:10.89	0:24.40	1:10.64	0:57.49 [1]	0:46.24 [3]	0:35.35 [3]	0:23.96 [3]	0:12.42 [4]	0.03L	-5
		Sam Weatherley		1000-800	800-600		(0:13.15)	(0:11.25)	(0:10.89)	(0:11.39)	(0:11.54)	(0:12.42)		
7	4	ZAILA	7	67.7	0:11.00	0:25.53	1:10.65	0:56.82 [10]	0:45.12 [10]	0:34.07 [10]	0:22.96 [9]	0:11.96 [8]	0.01L	-3
		Samantha Spratt		800-600	400-200		(0:13.83)	(0:11.70)	(0:11.05)	(0:11.11)	(0:11.00)	(0:11.96)		
8	6	CAKEBYTHEOCEAN	1	66.8	0:11.08	0:25.16	1:11.15	0:57.61 [7]	0:45.99 [8]	0:34.91 [7]	0:23.62 [8]	0:12.24 [9]	0.5L	-6
		Masahiro Hashizume		1000-800	800-600		(0:13.54)	(0:11.62)	(0:11.08)	(0:11.28)	(0:11.38)	(0:12.24)		
9	8	ONE MORE TIME	9	68.2	0:10.93	0:24.12	1:11.81	0:58.62 [2]	0:47.69 [2]	0:36.73 [2]	0:25.19 [2]	0:13.43 [7]	0.66L	-2
		James Doyle		1200-1000	1000-800		(0:13.19)	(0:10.93)	(0:10.96)	(0:11.54)	(0:11.76)	(0:13.43)		
10	9	DEAR OH DEAR	6	66.4	0:11.36	0:25.13	1:13.99	1:00.43 [8]	0:48.86 [7]	0:37.50 [9]	0:25.51 [10]	0:13.31 [10]	2.18L	+1
		Vincent Colgan		1000-800	800-600		(0:13.56)	(0:11.56)	(0:11.36)	(0:11.99)	(0:12.20)	(0:13.31)		

Scratched: Highlighter (#11)

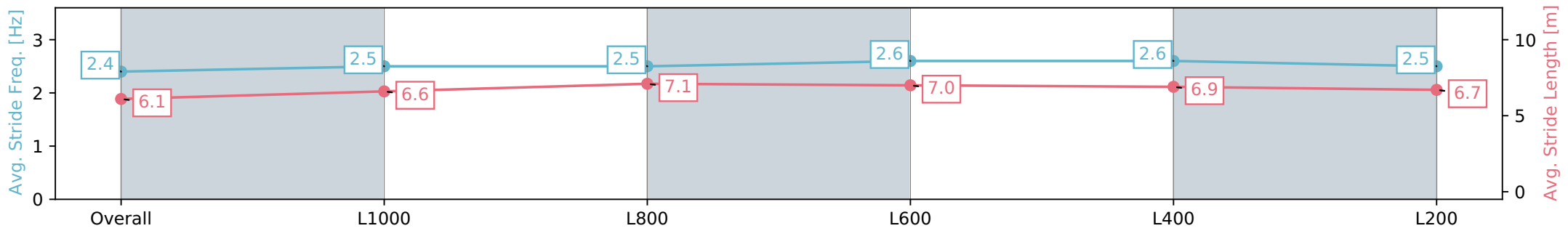
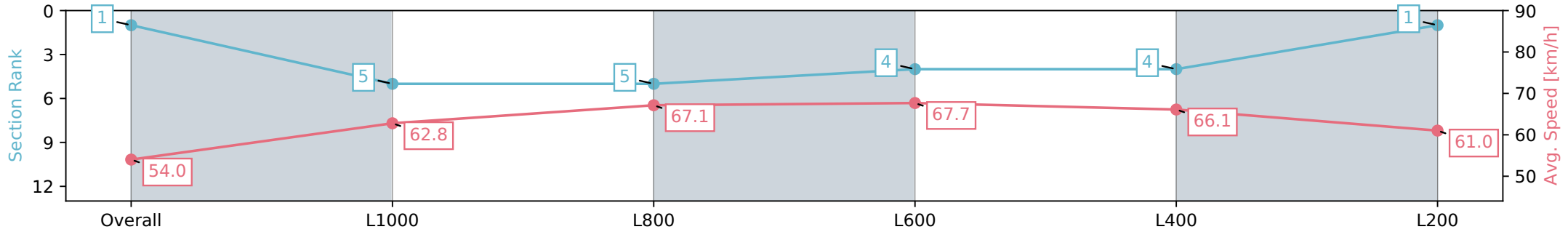
Horse/Jockey Name	SACRED SATONO/Triston Moodley
Finish Rank	1
Fastest Section Time (Section)	0:10.94 (L400)
Top Speed [km/h] (Section)	68.4 (L600)
Race State	Finished



Ellerslie - Professional
 Race 1: BARFOOT & THOMPSON 1200 - 1200m
 20 April 2024 - 12:35PM
 Track Rating: Soft 6, Weather: Showery, Rail Position: True



Section	Overall	L1000	L800	L600	L400	L200
Section Times	1:09.68 [1] (0:13.39)	0:56.29 [5] (0:11.64)	0:44.65 [5] (0:10.97)	0:33.68 [4] (0:10.94)	0:22.74 [4] (0:10.94)	0:11.80 [1] (0:11.80)
Average Speed [km/h]	54.0	62.8	67.1	67.7	66.1	61.0
Top Speed [km/h]	62.7	65.0	68.1	68.4	67.4	63.8
Avg. Dist. to Rail [m]	5.2	3.9	4.5	4.9	6.4	9.8
Avg. Stride Freq. [Hz]	2.4	2.5	2.5	2.6	2.6	2.5
Avg. Stride Length [m]	6.1	6.6	7.1	7.0	6.9	6.7



- [] Ranking at each section and finish
- :-:- No data available at this section
- NA No data available

Horse/Jockey Name	POUR THE WINE/Warren Kennedy
Finish Rank	2
Fastest Section Time (Section)	0:10.79 (L200)
Top Speed [km/h] (Section)	68.3 (L600)
Race State	Finished



Ellerslie - Professional

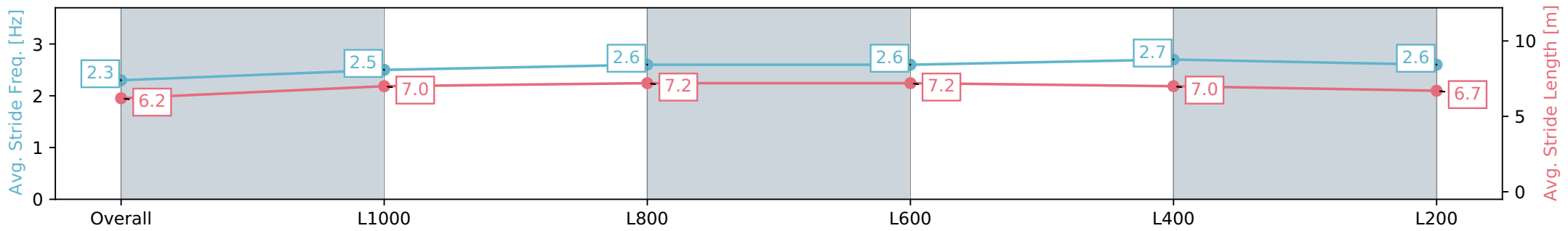
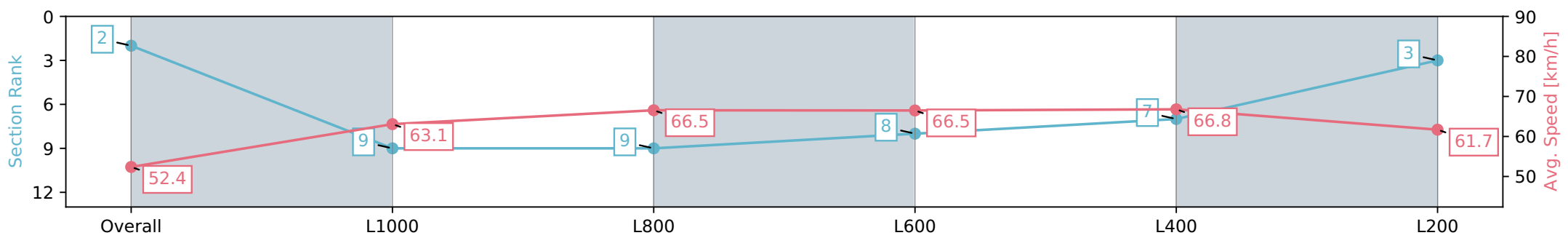
Race 1: BARFOOT & THOMPSON 1200 - 1200m

20 April 2024 - 12:35PM



Track Rating: Soft 6, Weather: Showery, Rail Position: True

Section	Overall	L1000	L800	L600	L400	L200
Section Times	1:09.87 [2] (0:13.79)	0:56.08 [9] (0:11.52)	0:44.56 [9] (0:11.00)	0:33.56 [8] (0:11.07)	0:22.49 [7] (0:10.79)	0:11.70 [3] (0:11.70)
Average Speed [km/h]	52.4	63.1	66.5	66.5	66.8	61.7
Top Speed [km/h]	61.8	65.3	67.5	68.3	67.5	65.9
Avg. Dist. to Rail [m]	4.8	2.6	3.2	4.0	5.8	7.4
Avg. Stride Freq. [Hz]	2.3	2.5	2.6	2.6	2.7	2.6
Avg. Stride Length [m]	6.2	7.0	7.2	7.2	7.0	6.7



- [] Ranking at each section and finish
- :-:- No data available at this section
- NA No data available

Horse/Jockey Name	IMPREVU/Wiremu Pinn
Finish Rank	3
Fastest Section Time (Section)	0:10.94 (L600)
Top Speed [km/h] (Section)	68.3 (L800)
Race State	Finished



Ellerslie - Professional

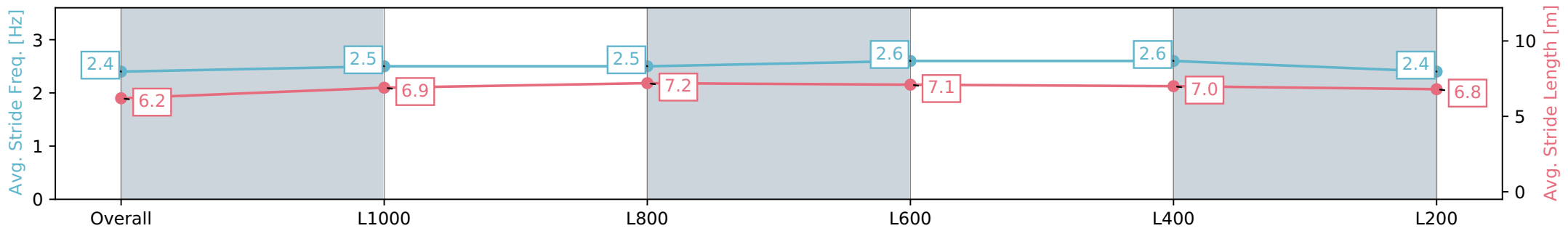
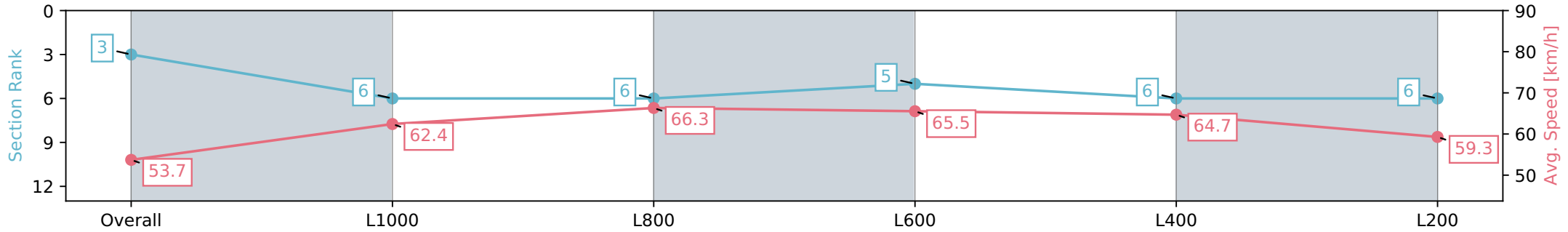
Race 1: BARFOOT & THOMPSON 1200 - 1200m

20 April 2024 - 12:35PM



Track Rating: Soft 6, Weather: Showery, Rail Position: True

Section	Overall	L1000	L800	L600	L400	L200
Section Times	1:10.42 [3] (0:13.46)	0:56.96 [6] (0:11.63)	0:45.33 [6] (0:10.94)	0:34.39 [5] (0:11.11)	0:23.28 [6] (0:11.13)	0:12.15 [6] (0:12.15)
Average Speed [km/h]	53.7	62.4	66.3	65.5	64.7	59.3
Top Speed [km/h]	61.3	65.0	68.3	66.7	65.8	63.4
Avg. Dist. to Rail [m]	4.0	1.8	2.1	1.9	0.8	2.8
Avg. Stride Freq. [Hz]	2.4	2.5	2.5	2.6	2.6	2.4
Avg. Stride Length [m]	6.2	6.9	7.2	7.1	7.0	6.8



- [] Ranking at each section and finish
- :-:- No data available at this section
- NA No data available

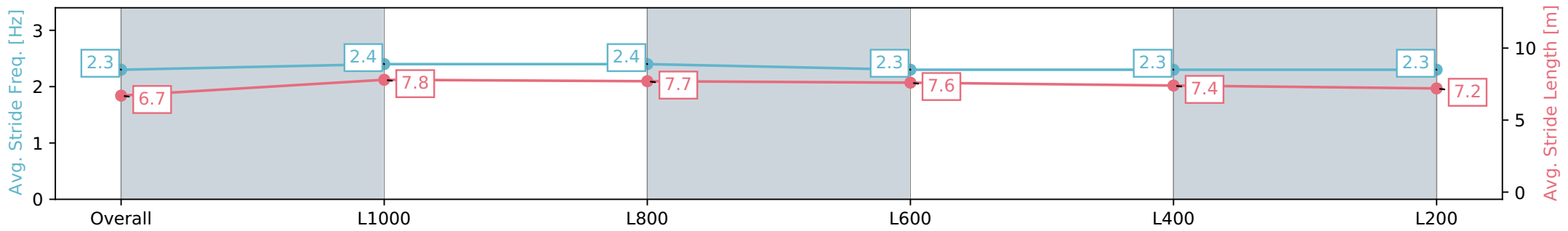
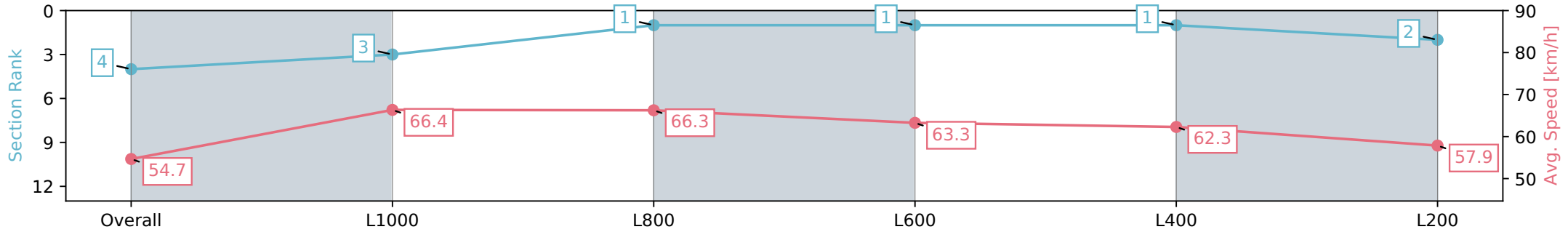
Horse/Jockey Name	IS THAT SO/Craig Grylls
Finish Rank	4
Fastest Section Time (Section)	0:10.85 (L800)
Top Speed [km/h] (Section)	68.0 (L800)
Race State	Finished



Ellerslie - Professional
 Race 1: BARFOOT & THOMPSON 1200 - 1200m
 20 April 2024 - 12:35PM
 Track Rating: Soft 6, Weather: Showery, Rail Position: True



Section	Overall	L1000	L800	L600	L400	L200
Section Times	1:10.53 [4] (0:13.25)	0:57.28 [3] (0:10.85)	0:46.43 [1] (0:10.88)	0:35.55 [1] (0:11.53)	0:24.02 [1] (0:11.57)	0:12.44 [2] (0:12.44)
Average Speed [km/h]	54.7	66.4	66.3	63.3	62.3	57.9
Top Speed [km/h]	66.9	67.1	68.0	64.5	63.1	61.2
Avg. Dist. to Rail [m]	9.4	1.3	0.5	2.5	0.7	0.8
Avg. Stride Freq. [Hz]	2.3	2.4	2.4	2.3	2.3	2.3
Avg. Stride Length [m]	6.7	7.8	7.7	7.6	7.4	7.2



- [] Ranking at each section and finish
- :-:- No data available at this section
- NA No data available

Horse/Jockey Name	ISLA JAY/Matthew Cameron
Finish Rank	5
Fastest Section Time (Section)	0:11.03 (L400)
Top Speed [km/h] (Section)	68.0 (L600)
Race State	Finished



Ellerslie - Professional

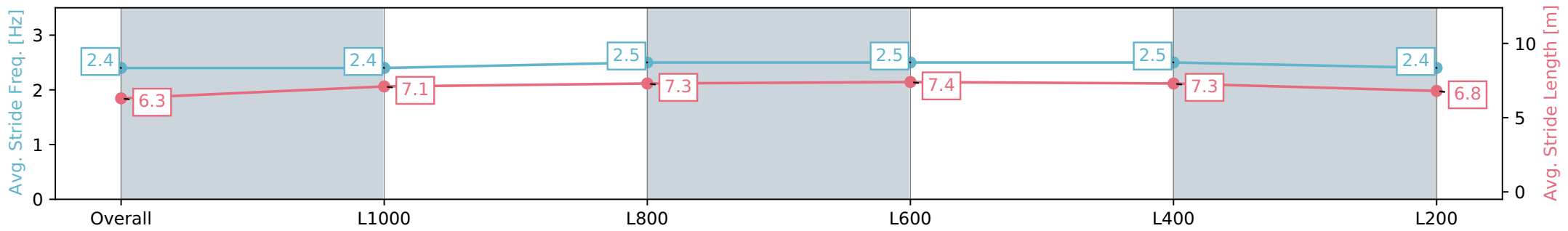
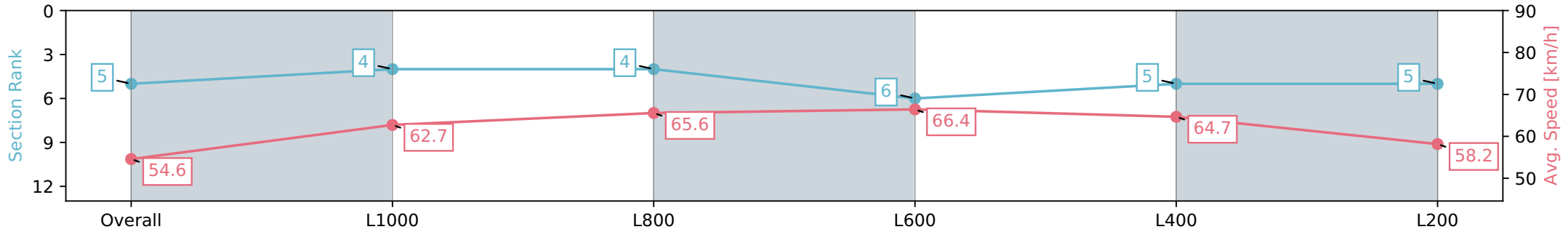
Race 1: BARFOOT & THOMPSON 1200 - 1200m

20 April 2024 - 12:35PM



Track Rating: Soft 6, Weather: Showery, Rail Position: True

Section	Overall	L1000	L800	L600	L400	L200
Section Times	1:10.61 [5] (0:13.26)	0:57.35 [4] (0:11.56)	0:45.78 [4] (0:11.23)	0:34.55 [6] (0:11.03)	0:23.52 [5] (0:11.14)	0:12.38 [5] (0:12.38)
Average Speed [km/h]	54.6	62.7	65.6	66.4	64.7	58.2
Top Speed [km/h]	62.2	64.1	66.9	68.0	65.8	61.9
Avg. Dist. to Rail [m]	5.8	2.4	4.5	2.9	4.1	8.3
Avg. Stride Freq. [Hz]	2.4	2.4	2.5	2.5	2.5	2.4
Avg. Stride Length [m]	6.3	7.1	7.3	7.4	7.3	6.8



- [] Ranking at each section and finish
- :-:- No data available at this section
- NA No data available

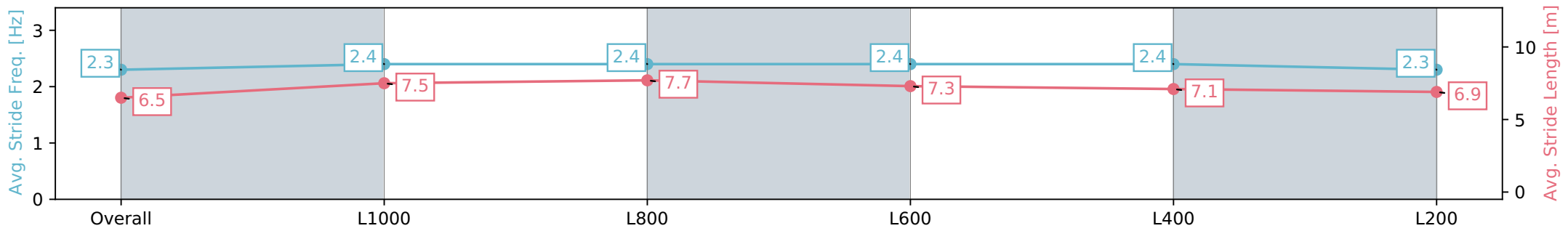
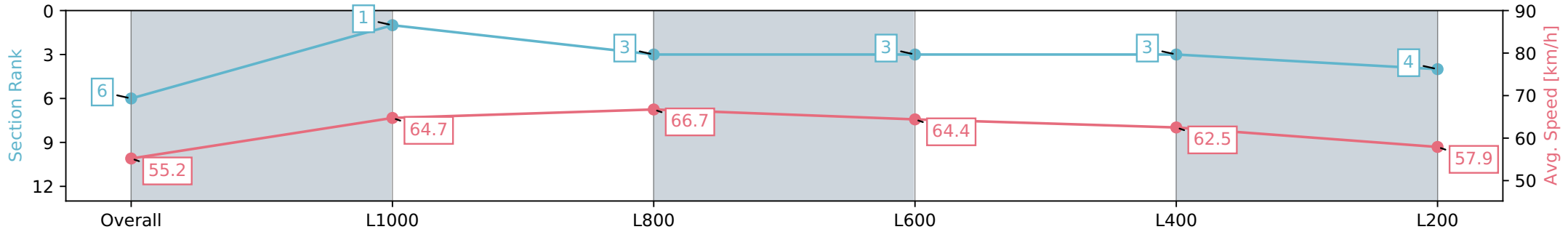
Horse/Jockey Name	NOT GUILTY/Sam Weatherley
Finish Rank	6
Fastest Section Time (Section)	0:10.89 (L600)
Top Speed [km/h] (Section)	68.3 (L800)
Race State	Finished



Ellerslie - Professional
 Race 1: BARFOOT & THOMPSON 1200 - 1200m
 20 April 2024 - 12:35PM
 Track Rating: Soft 6, Weather: Showery, Rail Position: True



Section	Overall	L1000	L800	L600	L400	L200
Section Times	1:10.64 [6] (0:13.15)	0:57.49 [1] (0:11.25)	0:46.24 [3] (0:10.89)	0:35.35 [3] (0:11.39)	0:23.96 [3] (0:11.54)	0:12.42 [4] (0:12.42)
Average Speed [km/h]	55.2	64.7	66.7	64.4	62.5	57.9
Top Speed [km/h]	65.3	66.6	68.3	66.3	64.7	61.8
Avg. Dist. to Rail [m]	8.8	3.3	2.0	3.0	3.8	4.7
Avg. Stride Freq. [Hz]	2.3	2.4	2.4	2.4	2.4	2.3
Avg. Stride Length [m]	6.5	7.5	7.7	7.3	7.1	6.9



- [] Ranking at each section and finish
- :-:- No data available at this section
- NA No data available

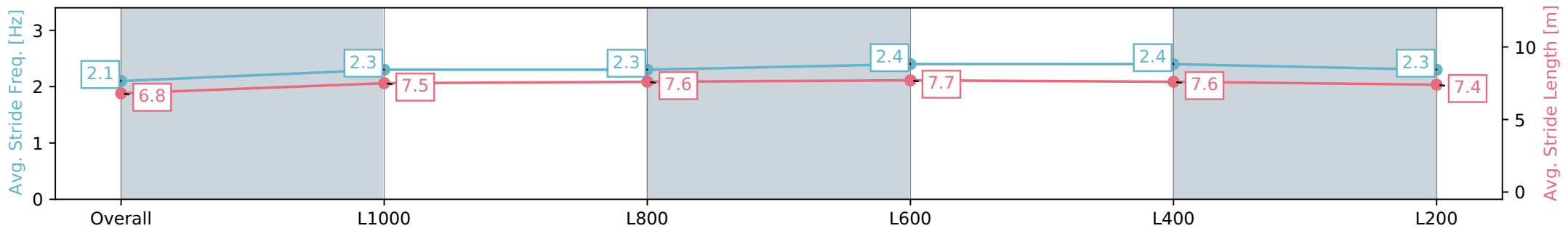
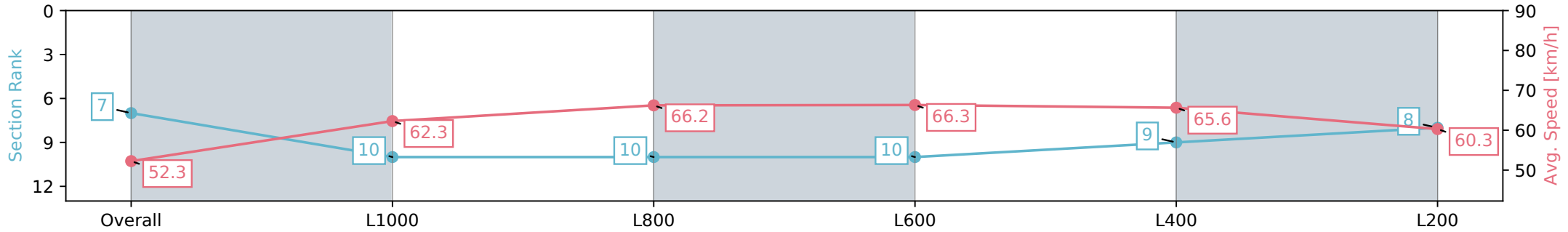
Horse/Jockey Name	ZAILA/Samantha Spratt
Finish Rank	7
Fastest Section Time (Section)	0:11.00 (L200)
Top Speed [km/h] (Section)	67.7 (L600)
Race State	Finished



Ellerslie - Professional
 Race 1: BARFOOT & THOMPSON 1200 - 1200m
 20 April 2024 - 12:35PM
 Track Rating: Soft 6, Weather: Showery, Rail Position: True



Section	Overall	L1000	L800	L600	L400	L200
Section Times	1:10.65 [7] (0:13.83)	0:56.82 [10] (0:11.70)	0:45.12 [10] (0:11.05)	0:34.07 [10] (0:11.11)	0:22.96 [9] (0:11.00)	0:11.96 [8] (0:11.96)
Average Speed [km/h]	52.3	62.3	66.2	66.3	65.6	60.3
Top Speed [km/h]	62.0	65.4	67.7	67.7	66.6	64.0
Avg. Dist. to Rail [m]	6.2	2.9	3.5	4.1	5.2	8.2
Avg. Stride Freq. [Hz]	2.1	2.3	2.3	2.4	2.4	2.3
Avg. Stride Length [m]	6.8	7.5	7.6	7.7	7.6	7.4



- [] Ranking at each section and finish
- :-:- No data available at this section
- NA No data available

Horse/Jockey Name	CAKEBYTHEOCEAN/Masahiro Hashizume
Finish Rank	8
Fastest Section Time (Section)	0:11.08 (L600)
Top Speed [km/h] (Section)	66.8 (L800)
Race State	Finished

AUCKLAND
THOROUGHBRED
RACING

Ellerslie - Professional

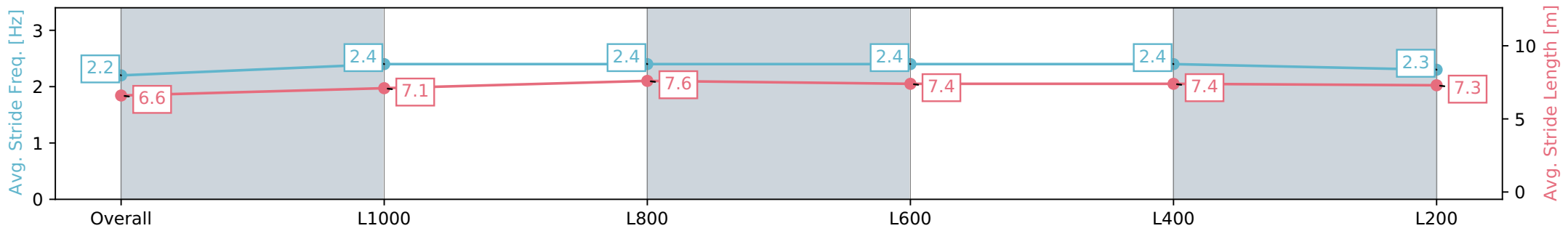
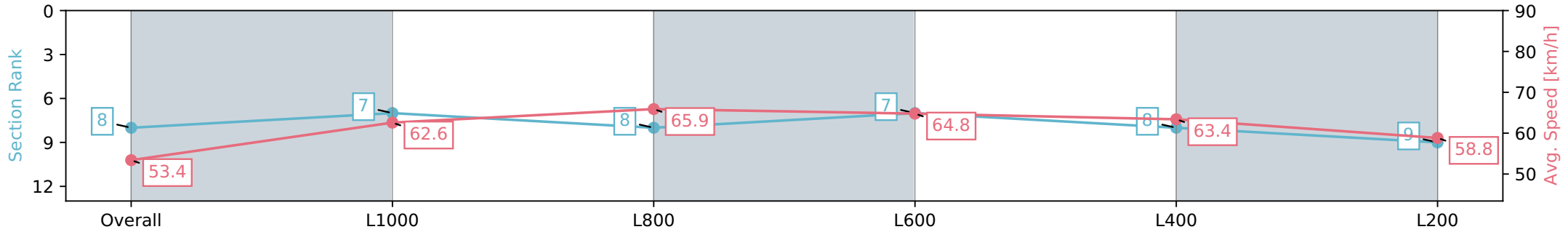
Race 1: BARFOOT & THOMPSON 1200 - 1200m

20 April 2024 - 12:35PM

ELLERSLIE

Track Rating: Soft 6, Weather: Showery, Rail Position: True

Section	Overall	L1000	L800	L600	L400	L200
Section Times	1:11.15 [8] (0:13.54)	0:57.61 [7] (0:11.62)	0:45.99 [8] (0:11.08)	0:34.91 [7] (0:11.28)	0:23.62 [8] (0:11.38)	0:12.24 [9] (0:12.24)
Average Speed [km/h]	53.4	62.6	65.9	64.8	63.4	58.8
Top Speed [km/h]	65.3	64.8	66.8	66.6	64.0	61.9
Avg. Dist. to Rail [m]	2.6	2.7	2.9	2.8	3.0	7.2
Avg. Stride Freq. [Hz]	2.2	2.4	2.4	2.4	2.4	2.3
Avg. Stride Length [m]	6.6	7.1	7.6	7.4	7.4	7.3



- [] Ranking at each section and finish
- :-:- No data available at this section
- NA No data available

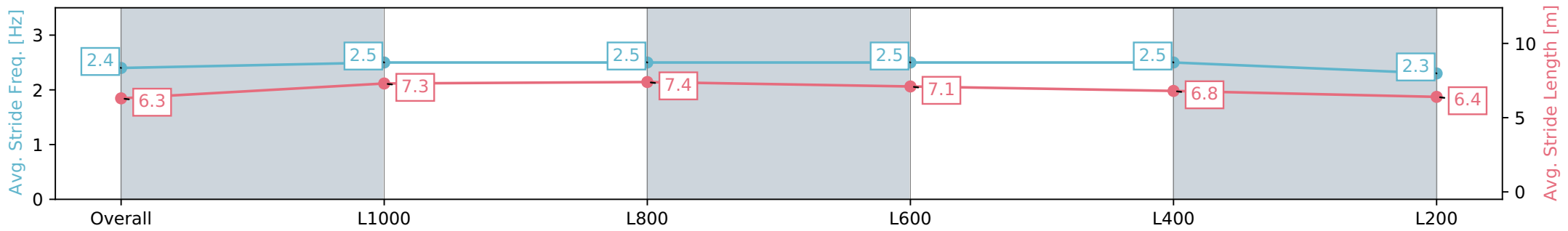
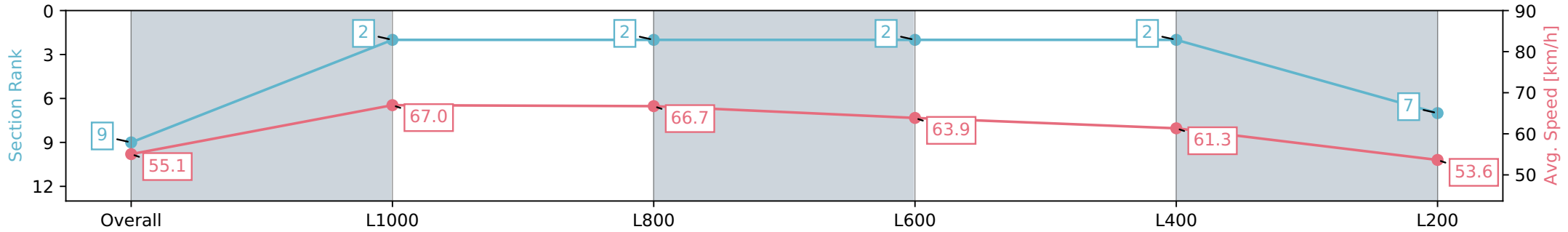
Horse/Jockey Name	ONE MORE TIME/James Doyle
Finish Rank	9
Fastest Section Time (Section)	0:10.93 (L800)
Top Speed [km/h] (Section)	68.2 (L1000)
Race State	Finished



Ellerslie - Professional
 Race 1: BARFOOT & THOMPSON 1200 - 1200m
 20 April 2024 - 12:35PM
 Track Rating: Soft 6, Weather: Showery, Rail Position: True



Section	Overall	L1000	L800	L600	L400	L200
Section Times	1:11.81 [9] (0:13.19)	0:58.62 [2] (0:10.93)	0:47.69 [2] (0:10.96)	0:36.73 [2] (0:11.54)	0:25.19 [2] (0:11.76)	0:13.43 [7] (0:13.43)
Average Speed [km/h]	55.1	67.0	66.7	63.9	61.3	53.6
Top Speed [km/h]	67.4	68.2	67.6	65.2	62.5	59.5
Avg. Dist. to Rail [m]	9.9	4.4	3.1	4.1	3.2	4.5
Avg. Stride Freq. [Hz]	2.4	2.5	2.5	2.5	2.5	2.3
Avg. Stride Length [m]	6.3	7.3	7.4	7.1	6.8	6.4



- [] Ranking at each section and finish
- :-:- No data available at this section
- NA No data available

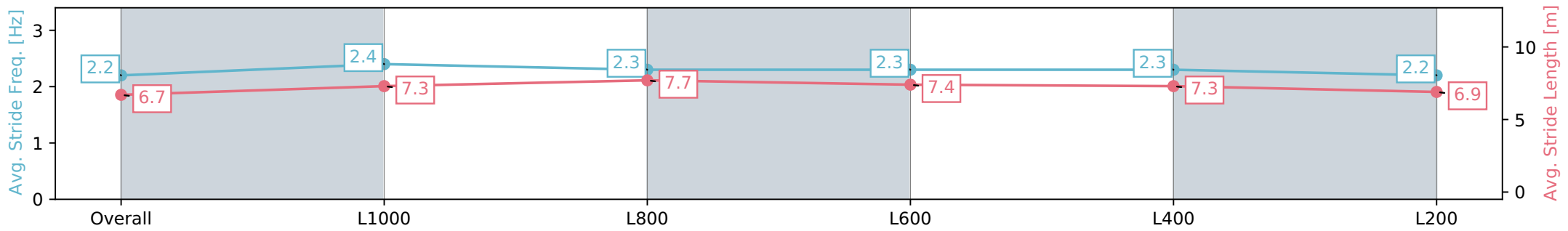
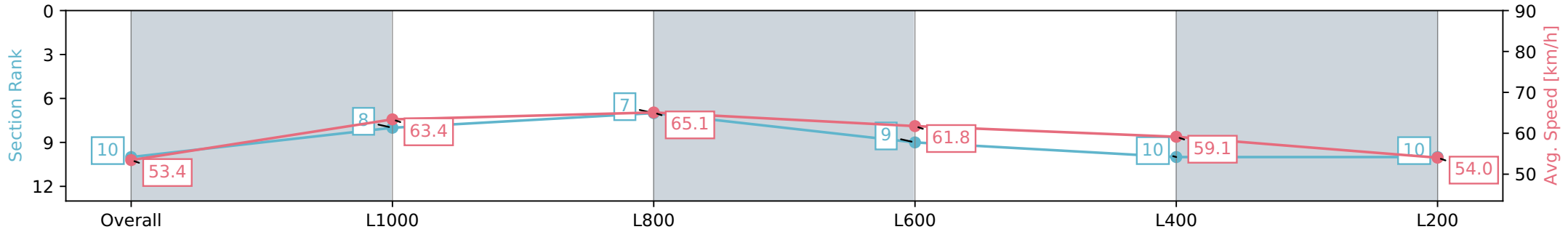
Horse/Jockey Name	DEAR OH DEAR/Vincent Colgan
Finish Rank	10
Fastest Section Time (Section)	0:11.36 (L600)
Top Speed [km/h] (Section)	66.4 (L800)
Race State	Finished



Ellerslie - Professional
 Race 1: BARFOOT & THOMPSON 1200 - 1200m
 20 April 2024 - 12:35PM
 Track Rating: Soft 6, Weather: Showery, Rail Position: True



Section	Overall	L1000	L800	L600	L400	L200
Section Times	1:13.99 [10] (0:13.56)	1:00.43 [8] (0:11.56)	0:48.86 [7] (0:11.36)	0:37.50 [9] (0:11.99)	0:25.51 [10] (0:12.20)	0:13.31 [10] (0:13.31)
Average Speed [km/h]	53.4	63.4	65.1	61.8	59.1	54.0
Top Speed [km/h]	62.5	64.7	66.4	64.3	60.1	57.7
Avg. Dist. to Rail [m]	7.1	4.6	5.8	4.9	1.7	1.7
Avg. Stride Freq. [Hz]	2.2	2.4	2.3	2.3	2.3	2.2
Avg. Stride Length [m]	6.7	7.3	7.7	7.4	7.3	6.9



- [] Ranking at each section and finish
- :-:- No data available at this section
- NA No data available