

Track Rating: Good 4, Weather: Fine, Rail Position: +10m

Section Field Times		Overall	L2000	L1800	L1600	L1400	L1200							
		2:10.39 (0:06.67)	2:03.72 (0:12.41)	1:51.31 (0:13.27)	1:38.05 (0:12.67)	1:25.38 (0:12.51)	1:12.87 (0:12.62)							
Position	#	Horse/Jockey	Barrier	Top Speed [km/h]	Fastest Section	First 400m								Distance Travelled From Winner [m]
1	7	THE STORYTELLER Opie Bosson	1	64.6 200-0	0:06.98 2000-1800	0:26.36	2:10.39 (0:06.98)	2:03.41 [7] (0:12.57)	1:50.83 [7] (0:13.44)	1:37.39 [7] (0:12.66)	1:24.73 [7] (0:12.47)	1:12.26 [7] (0:12.57)		
2	9	SUNSET BOULEVARD Ryan Elliot	7	63.8 200-0	0:06.66 2000-1800	0:26.04	2:10.42 (0:06.66)	2:03.76 [1] (0:12.53)	1:51.23 [2] (0:13.45)	1:37.78 [3] (0:12.80)	1:24.98 [5] (0:12.45)	1:12.53 [5] (0:12.57)		+3
3	2	ARKADUS Lynsey Satherley	9	66.0 200-0	0:07.42 2000-1800	0:27.08	2:10.68 (0:07.42)	2:03.26 [12] (0:12.78)	1:50.48 [12] (0:13.46)	1:37.02 [12] (0:12.56)	1:24.46 [12] (0:12.40)	1:12.06 [12] (0:12.53)		-3
4	13	PRINCESS TERESA Vincent Colgan	3	63.7 200-0	0:06.97 2000-1800	0:26.50	2:10.72 (0:06.97)	2:03.75 [6] (0:12.71)	1:51.04 [8] (0:13.51)	1:37.53 [9] (0:12.69)	1:24.84 [9] (0:12.44)	1:12.40 [9] (0:12.56)		+8
5	1	MAGICAL ROAD Ngakau Hailey	11	63.5 400-200	0:07.05 2000-1800	0:26.05	2:10.75 (0:07.05)	2:03.70 [9] (0:12.32)	1:51.38 [4] (0:13.09)	1:38.29 [2] (0:12.66)	1:25.63 [2] (0:12.40)	1:13.23 [2] (0:12.65)		+8
6	12	SHEEZE A BREEZE Warren Kennedy	8	64.6 400-200	0:07.13 2000-1800	0:26.63	2:11.00 (0:07.13)	2:03.87 [10] (0:12.66)	1:51.21 [10] (0:13.48)	1:37.73 [10] (0:12.69)	1:25.04 [10] (0:12.43)	1:12.61 [10] (0:12.55)		+1
7	5	RUM AND RUMOUR Gareth Lahoud	2	63.5 200-0	0:06.81 2000-1800	0:26.03	2:11.20 (0:06.81)	2:04.39 [5] (0:12.49)	1:51.90 [3] (0:13.35)	1:38.55 [4] (0:12.68)	1:25.87 [3] (0:12.50)	1:13.37 [4] (0:12.55)		-1
8	11	HOLY ORANGE Ulrika Holmquist	4	63.0 200-0	0:06.79 2000-1800	0:26.30	2:11.36 (0:06.79)	2:04.57 [3] (0:12.63)	1:51.94 [6] (0:13.49)	1:38.45 [6] (0:12.69)	1:25.76 [6] (0:12.50)	1:13.26 [6] (0:12.57)		+8
9	3	ZEIGLAR Wiremu Pinn	10	62.6 400-200	0:06.79 2000-1800	0:25.82	2:11.46 (0:06.79)	2:04.67 [3] (0:12.28)	1:52.39 [1] (0:13.27)	1:39.12 [1] (0:12.67)	1:26.45 [1] (0:12.51)	1:13.94 [1] (0:12.61)		+2
10	4	BEAU ONDAGO Triston Moodley	5	62.2 400-200	0:06.79 2000-1800	0:26.26	2:11.73 (0:06.79)	2:04.94 [2] (0:12.59)	1:52.35 [5] (0:13.49)	1:38.86 [5] (0:12.55)	1:26.31 [4] (0:12.33)	1:13.98 [3] (0:12.61)		+11

Scratched: Wry Smile (#10), Just A Karin (#14)

Track Rating: Good 4, Weather: Fine, Rail Position: +10m

Section							Overall	L2000	L1800	L1600	L1400	L1200		
Field Times							2:10.39	2:03.72	1:51.31	1:38.05	1:25.38	1:12.87		
							(0:06.67)	(0:12.41)	(0:13.27)	(0:12.67)	(0:12.51)	(0:12.62)		
Position	#	Horse/Jockey	Barrier	Top Speed [km/h]	Fastest Section	First 400m								Distance Travelled From Winner [m]
11	8	PLEASE SIR	12	62.3	0:07.27	0:26.79	2:12.33	2:05.06 [11]	1:52.38 [11]	1:38.88 [11]	1:26.26 [11]	1:13.74 [11]		+9
		Kazuya Asano		200-0	2000-1800		(0:07.27)	(0:12.68)	(0:13.50)	(0:12.62)	(0:12.52)	(0:12.62)		
12	6	KAWHIA	6	61.2	0:06.99	0:26.42	2:12.41	2:05.42 [8]	1:52.68 [9]	1:39.32 [8]	1:26.66 [8]	1:14.23 [8]		+11
		Samantha Spratt		600-400	2000-1800		(0:06.99)	(0:12.74)	(0:13.36)	(0:12.66)	(0:12.43)	(0:12.55)		

Scratched: Wry Smile (#10), Just A Karin (#14)

Track Rating: Good 4, Weather: Fine, Rail Position: +10m

Section													
Field Times		L1000	L800	L600	L400	L200							
		1:00.25	0:48.03	0:35.80	0:23.84	0:12.09							
		(0:12.22)	(0:12.23)	(0:11.96)	(0:11.75)	(0:12.09)							
Position	#	Horse/Jockey	Barrier	Top Speed [km/h]	Fastest Section	First 400m	L1000	L800	L600	L400	L200	Margin	Distance Travelled From Winner [m]
1	7	THE STORYTELLER	1	64.6	0:06.98	0:26.36	0:59.68 [7]	0:47.45 [8]	0:35.28 [7]	0:23.37 [4]	0:12.05 [2]	2:10.39	2:10.39
		Opie Bosson		200-0	2000-1800		(0:12.23)	(0:12.17)	(0:11.91)	(0:11.32)	(0:12.05)		
2	9	SUNSET BOULEVARD	7	63.8	0:06.66	0:26.04	0:59.95 [5]	0:47.72 [5]	0:35.53 [3]	0:23.53 [3]	0:12.07 [3]	0.2L	0.2L
		Ryan Elliot		200-0	2000-1800		(0:12.23)	(0:12.19)	(0:12.00)	(0:11.46)	(0:12.07)		
3	2	ARKADUS	9	66.0	0:07.42	0:27.08	0:59.53 [11]	0:47.26 [12]	0:35.08 [12]	0:23.12 [10]	0:11.91 [7]	1.8L	1.8L
		Lynsey Satherley		200-0	2000-1800		(0:12.27)	(0:12.18)	(0:11.96)	(0:11.21)	(0:11.91)		
4	13	PRINCESS TERESA	3	63.7	0:06.97	0:26.50	0:59.84 [9]	0:47.65 [9]	0:35.40 [9]	0:23.38 [8]	0:11.93 [8]	2.0L	2.0L
		Vincent Colgan		200-0	2000-1800		(0:12.19)	(0:12.25)	(0:12.02)	(0:11.45)	(0:11.93)		
5	1	MAGICAL ROAD	11	63.5	0:07.05	0:26.05	1:00.58 [2]	0:48.30 [2]	0:36.14 [2]	0:24.20 [1]	0:12.45 [1]	2.0L	2.0L
		Ngakau Hailey		400-200	2000-1800		(0:12.28)	(0:12.16)	(0:11.94)	(0:11.75)	(0:12.45)		
6	12	SHEEZE A BREEZE	8	64.6	0:07.13	0:26.63	1:00.06 [10]	0:47.78 [10]	0:35.66 [10]	0:23.87 [6]	0:12.42 [5]	3.5L	3.5L
		Warren Kennedy		400-200	2000-1800		(0:12.28)	(0:12.12)	(0:11.79)	(0:11.45)	(0:12.42)		
7	5	RUM AND RUMOUR	2	63.5	0:06.81	0:26.03	1:00.82 [4]	0:48.58 [3]	0:36.27 [5]	0:24.15 [5]	0:12.51 [6]	4.5L	4.5L
		Gareth Lahoud		200-0	2000-1800		(0:12.24)	(0:12.31)	(0:12.12)	(0:11.64)	(0:12.51)		
8	11	HOLY ORANGE	4	63.0	0:06.79	0:26.30	1:00.68 [6]	0:48.48 [6]	0:36.22 [8]	0:23.93 [9]	0:12.32 [10]	5.5L	5.5L
		Ulrika Holmquist		200-0	2000-1800		(0:12.20)	(0:12.26)	(0:12.28)	(0:11.61)	(0:12.32)		
9	3	ZEIGLAR	10	62.6	0:06.79	0:25.82	1:01.33 [1]	0:49.10 [1]	0:36.87 [1]	0:24.84 [2]	0:12.93 [4]	6.0L	6.0L
		Wiremu Pinn		400-200	2000-1800		(0:12.23)	(0:12.23)	(0:12.03)	(0:11.91)	(0:12.93)		
10	4	BEAU ONDAGO	5	62.2	0:06.79	0:26.26	1:01.37 [3]	0:49.08 [4]	0:36.82 [4]	0:24.58 [7]	0:12.73 [9]	7.4L	7.4L
		Triston Moodley		400-200	2000-1800		(0:12.28)	(0:12.26)	(0:12.24)	(0:11.85)	(0:12.73)		

Scratched: Wry Smile (#10), Just A Karin (#14)

Ellerslie
Race 3: EAGLE TECHNOLOGY 2100 - 2100m
10 April 2024 - 1:45PM

Track Rating: Good 4, Weather: Fine, Rail Position: +10m

Section														
Field Times														
		L1000	L800	L600	L400	L200								
		1:00.25	0:48.03	0:35.80	0:23.84	0:12.09								
		(0:12.22)	(0:12.23)	(0:11.96)	(0:11.75)	(0:12.09)								
Position	#	Horse/Jockey	Barrier	Top Speed [km/h]	Fastest Section	First 400m						Margin		Distance Travelled From Winner [m]
11	8	PLEASE SIR	12	62.3	0:07.27	0:26.79	1:01.12 [12]	0:48.97 [11]	0:36.84 [11]	0:24.45 [12]	0:12.64 [11]	10.8L		10.8L
		Kazuya Asano		200-0	2000-1800		(0:12.15)	(0:12.13)	(0:12.39)	(0:11.81)	(0:12.64)			
12	6	KAWHIA	6	61.2	0:06.99	0:26.42	1:01.68 [8]	0:49.49 [7]	0:37.32 [6]	0:24.68 [11]	0:12.66 [12]	11.2L		11.2L
		Samantha Spratt		600-400	2000-1800		(0:12.19)	(0:12.17)	(0:12.64)	(0:12.02)	(0:12.66)			

Scratched: Wry Smile (#10), Just A Karin (#14)

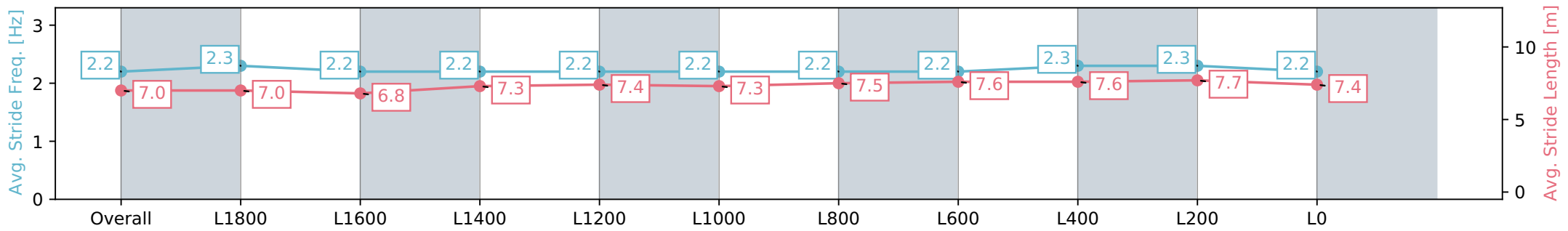
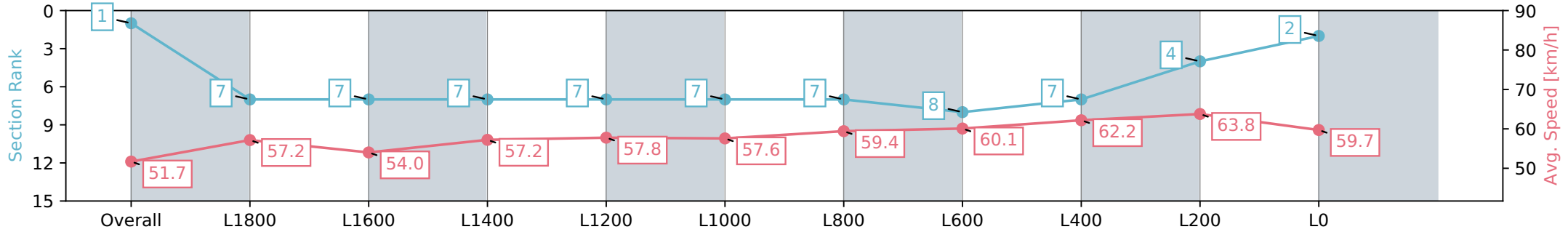
Horse/Jockey Name	THE STORYTELLER
Finish Rank	1
Fastest Section Time (Section)	0:06.98 (Overall)
Top Speed [km/h] (Section)	64.6 (L400)
Race State	Finished



Ellerslie - Professional
 Race 3: EAGLE TECHNOLOGY 2100 - 2100m
 10 April 2024 - 1:45PM
 Track Rating: Good 4, Weather: Fine, Rail Position: +10m



Section	Overall	L1800	L1600	L1400	L1200	L1000	L800	L600	L400	L200	L0
Section Times	2:10.39 [1] (0:06.98)	2:03.41 [7] (0:12.57)	1:50.83 [7] (0:13.44)	1:37.39 [7] (0:12.66)	1:24.73 [7] (0:12.47)	1:12.26 [7] (0:12.57)	0:59.68 [7] (0:12.23)	0:47.45 [8] (0:12.17)	0:35.28 [7] (0:11.91)	0:23.37 [4] (0:11.32)	0:12.05 [2] (0:12.05)
Average Speed [km/h]	51.7	57.2	54.0	57.2	57.8	57.6	59.4	60.1	62.2	63.8	59.7
Top Speed [km/h]	57.5	59.4	55.2	58.1	58.4	59.0	61.9	62.1	63.7	64.6	62.6
Avg. Dist. to Rail [m]	0.5	0.3	1.4	1.0	0.8	2.3	2.2	3.3	5.1	4.9	5.8
Avg. Stride Freq. [Hz]	2.2	2.3	2.2	2.2	2.2	2.2	2.2	2.2	2.2	2.3	2.2
Avg. Stride Length [m]	7.0	7.0	6.8	7.3	7.4	7.3	7.5	7.6	7.6	7.7	7.4



[] Ranking at each section and finish
 -:-:- No data available at this section
 NA No data available



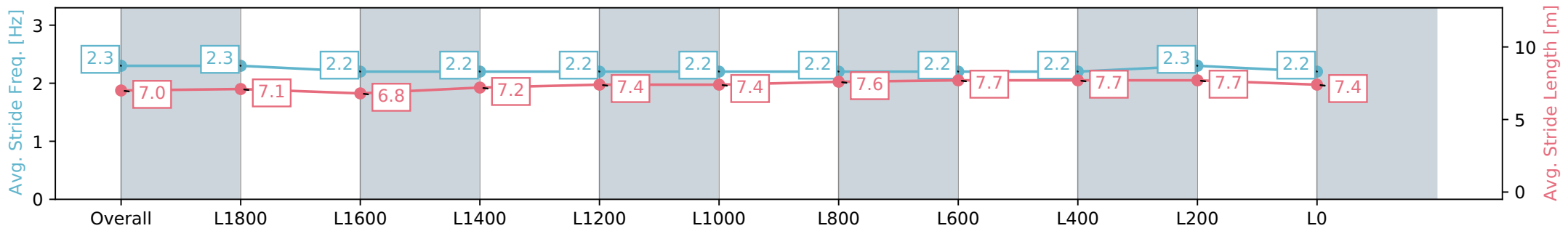
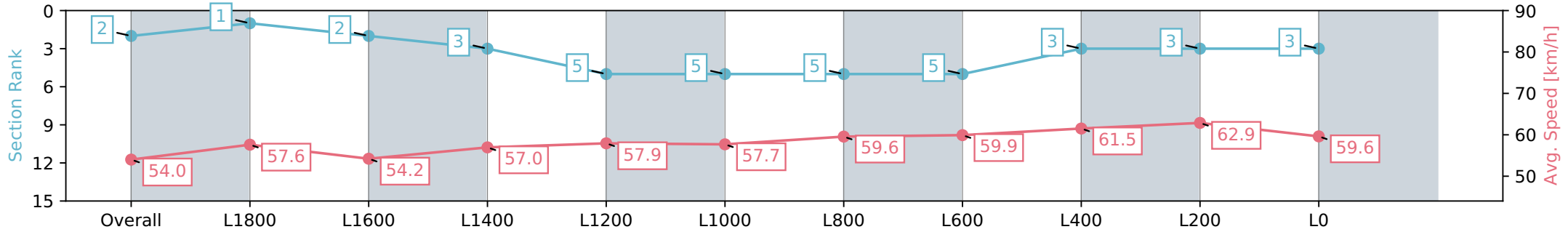
Horse/Jockey Name	SUNSET BOULEVARD
Finish Rank	2
Fastest Section Time (Section)	0:06.66 (Overall)
Top Speed [km/h] (Section)	63.8 (L400)
Race State	Finished



Ellerslie - Professional
 Race 3: EAGLE TECHNOLOGY 2100 - 2100m
 10 April 2024 - 1:45PM
 Track Rating: Good 4, Weather: Fine, Rail Position: +10m



Section	Overall	L1800	L1600	L1400	L1200	L1000	L800	L600	L400	L200	L0
Section Times	2:10.42 [2] (0:06.66)	2:03.76 [1] (0:12.53)	1:51.23 [2] (0:13.45)	1:37.78 [3] (0:12.80)	1:24.98 [5] (0:12.45)	1:12.53 [5] (0:12.57)	0:59.95 [5] (0:12.23)	0:47.72 [5] (0:12.19)	0:35.53 [3] (0:12.00)	0:23.53 [3] (0:11.46)	0:12.07 [3] (0:12.07)
Average Speed [km/h]	54.0	57.6	54.2	57.0	57.9	57.7	59.6	59.9	61.5	62.9	59.6
Top Speed [km/h]	56.4	59.6	56.3	58.5	58.6	58.3	61.2	61.1	62.3	63.8	61.8
Avg. Dist. to Rail [m]	4.5	2.1	2.1	2.2	2.0	3.3	3.0	3.2	4.3	3.6	4.7
Avg. Stride Freq. [Hz]	2.3	2.3	2.2	2.2	2.2	2.2	2.2	2.2	2.2	2.3	2.2
Avg. Stride Length [m]	7.0	7.1	6.8	7.2	7.4	7.4	7.6	7.7	7.7	7.7	7.4



- [] Ranking at each section and finish
- :-:- No data available at this section
- NA No data available

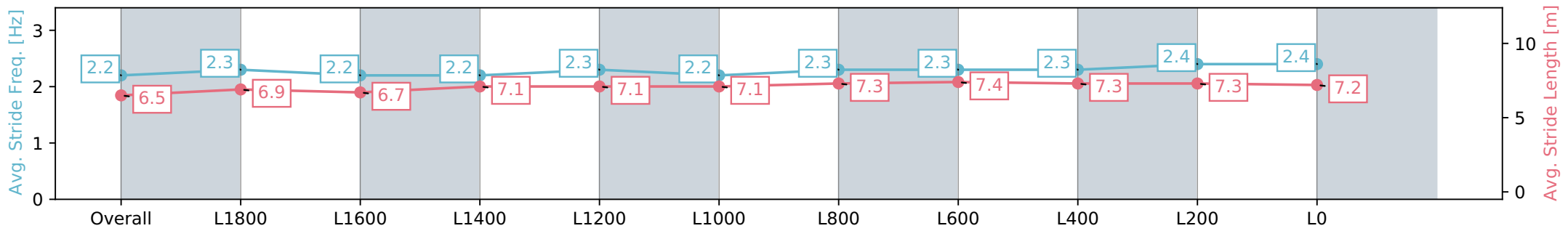
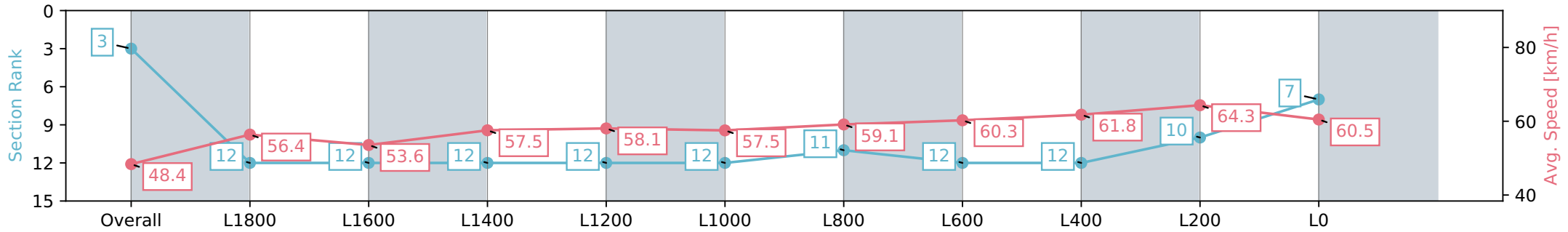
Horse/Jockey Name	ARKADUS
Finish Rank	3
Fastest Section Time (Section)	0:07.42 (Overall)
Top Speed [km/h] (Section)	66.0 (L400)
Race State	Finished



Ellerslie - Professional
 Race 3: EAGLE TECHNOLOGY 2100 - 2100m
 10 April 2024 - 1:45PM
 Track Rating: Good 4, Weather: Fine, Rail Position: +10m



Section	Overall	L1800	L1600	L1400	L1200	L1000	L800	L600	L400	L200	L0
Section Times	2:10.68 [3] (0:07.42)	2:03.26 [12] (0:12.78)	1:50.48 [12] (0:13.46)	1:37.02 [12] (0:12.56)	1:24.46 [12] (0:12.40)	1:12.06 [12] (0:12.53)	0:59.53 [11] (0:12.27)	0:47.26 [12] (0:12.18)	0:35.08 [12] (0:11.96)	0:23.12 [10] (0:11.21)	0:11.91 [7] (0:11.91)
Average Speed [km/h]	48.4	56.4	53.6	57.5	58.1	57.5	59.1	60.3	61.8	64.3	60.5
Top Speed [km/h]	53.4	58.3	55.8	60.4	59.0	59.4	59.9	61.1	63.4	66.0	62.6
Avg. Dist. to Rail [m]	6.2	0.8	0.7	0.9	0.6	0.6	1.5	4.3	4.8	3.9	5.9
Avg. Stride Freq. [Hz]	2.2	2.3	2.2	2.2	2.3	2.2	2.3	2.3	2.3	2.4	2.4
Avg. Stride Length [m]	6.5	6.9	6.7	7.1	7.1	7.1	7.3	7.4	7.3	7.3	7.2



[] Ranking at each section and finish
 -:-:- No data available at this section
 NA No data available



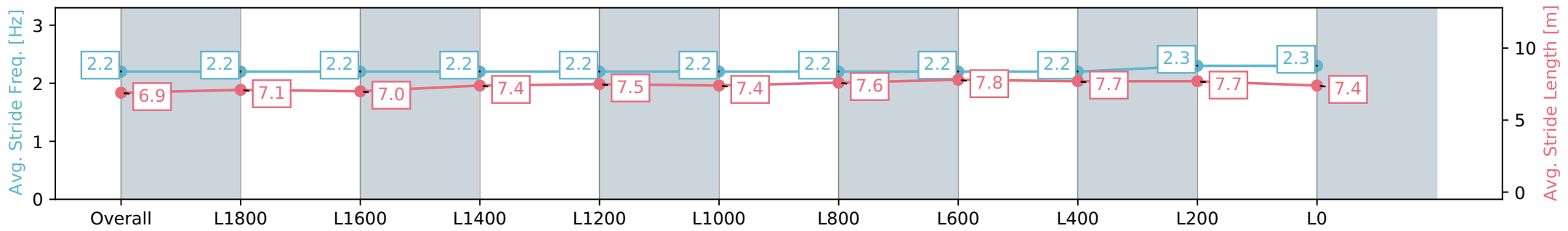
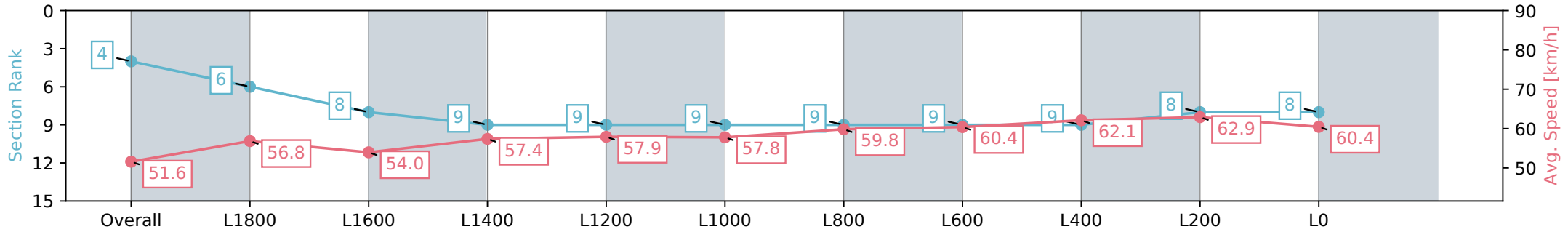
Horse/Jockey Name	PRINCESS TERESA
Finish Rank	4
Fastest Section Time (Section)	0:06.97 (Overall)
Top Speed [km/h] (Section)	63.7 (L400)
Race State	Finished



Ellerslie - Professional
 Race 3: EAGLE TECHNOLOGY 2100 - 2100m
 10 April 2024 - 1:45PM
 Track Rating: Good 4, Weather: Fine, Rail Position: +10m



Section	Overall	L1800	L1600	L1400	L1200	L1000	L800	L600	L400	L200	L0
Section Times	2:10.72 [4] (0:06.97)	2:03.75 [6] (0:12.71)	1:51.04 [8] (0:13.51)	1:37.53 [9] (0:12.69)	1:24.84 [9] (0:12.44)	1:12.40 [9] (0:12.56)	0:59.84 [9] (0:12.19)	0:47.65 [9] (0:12.25)	0:35.40 [9] (0:12.02)	0:23.38 [8] (0:11.45)	0:11.93 [8] (0:11.93)
Average Speed [km/h]	51.6	56.8	54.0	57.4	57.9	57.8	59.8	60.4	62.1	62.9	60.4
Top Speed [km/h]	56.1	58.6	56.7	57.8	58.7	59.7	61.9	62.1	63.3	63.7	61.5
Avg. Dist. to Rail [m]	1.4	0.7	2.2	1.8	1.6	3.1	3.5	5.7	6.3	5.5	8.3
Avg. Stride Freq. [Hz]	2.2	2.2	2.2	2.2	2.2	2.2	2.2	2.2	2.2	2.3	2.3
Avg. Stride Length [m]	6.9	7.1	7.0	7.4	7.5	7.4	7.6	7.8	7.7	7.7	7.4



Report Created: Thu 11 April 2024 14:18:02 GMT+10 (Note: Timing is based on positional data)

- [] Ranking at each section and finish
- :-:- No data available at this section
- NA No data available



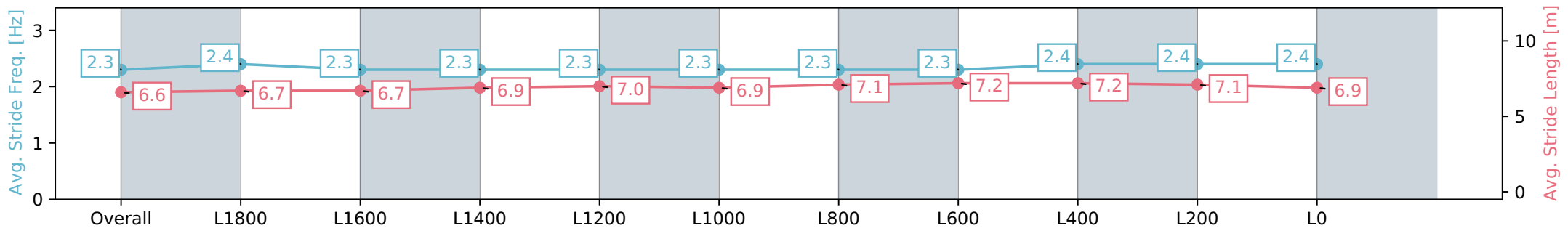
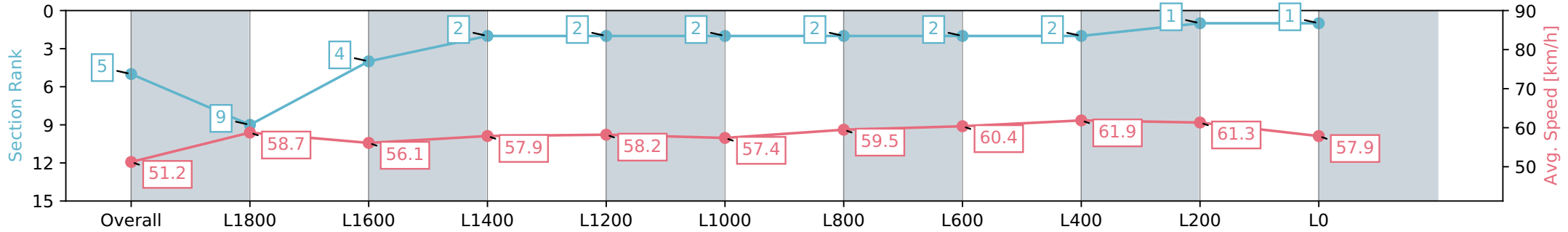
Horse/Jockey Name	MAGICAL ROAD
Finish Rank	5
Fastest Section Time (Section)	0:07.05 (Overall)
Top Speed [km/h] (Section)	63.5 (L600)
Race State	Finished



Ellerslie - Professional
 Race 3: EAGLE TECHNOLOGY 2100 - 2100m
 10 April 2024 - 1:45PM
 Track Rating: Good 4, Weather: Fine, Rail Position: +10m



Section	Overall	L1800	L1600	L1400	L1200	L1000	L800	L600	L400	L200	L0
Section Times	2:10.75 [5] (0:07.05)	2:03.70 [9] (0:12.32)	1:51.38 [4] (0:13.09)	1:38.29 [2] (0:12.66)	1:25.63 [2] (0:12.40)	1:13.23 [2] (0:12.65)	1:00.58 [2] (0:12.28)	0:48.30 [2] (0:12.16)	0:36.14 [2] (0:11.94)	0:24.20 [1] (0:11.75)	0:12.45 [1] (0:12.45)
Average Speed [km/h]	51.2	58.7	56.1	57.9	58.2	57.4	59.5	60.4	61.9	61.3	57.9
Top Speed [km/h]	57.5	60.6	59.0	59.3	59.2	58.4	60.9	61.5	63.5	62.9	60.1
Avg. Dist. to Rail [m]	8.3	3.4	3.3	3.1	2.6	4.0	3.9	4.1	4.4	2.8	2.7
Avg. Stride Freq. [Hz]	2.3	2.4	2.3	2.3	2.3	2.3	2.3	2.3	2.4	2.4	2.4
Avg. Stride Length [m]	6.6	6.7	6.7	6.9	7.0	6.9	7.1	7.2	7.2	7.1	6.9



- [] Ranking at each section and finish
- :-:- No data available at this section
- NA No data available

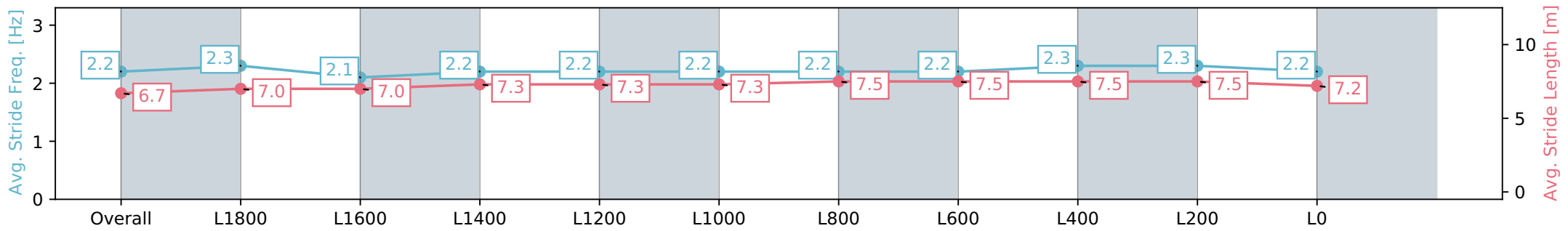
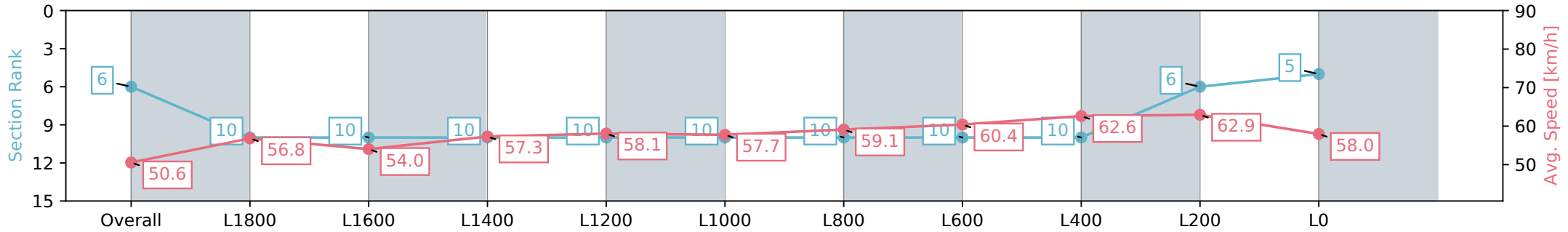
Horse/Jockey Name	SHEEZE A BREEZE
Finish Rank	6
Fastest Section Time (Section)	0:07.13 (Overall)
Top Speed [km/h] (Section)	64.6 (L600)
Race State	Finished



Ellerslie - Professional
 Race 3: EAGLE TECHNOLOGY 2100 - 2100m
 10 April 2024 - 1:45PM
 Track Rating: Good 4, Weather: Fine, Rail Position: +10m



Section	Overall	L1800	L1600	L1400	L1200	L1000	L800	L600	L400	L200	L0
Section Times	2:11.00 [6] (0:07.13)	2:03.87 [10] (0:12.66)	1:51.21 [10] (0:13.48)	1:37.73 [10] (0:12.69)	1:25.04 [10] (0:12.43)	1:12.61 [10] (0:12.55)	1:00.06 [10] (0:12.28)	0:47.78 [10] (0:12.12)	0:35.66 [10] (0:11.79)	0:23.87 [6] (0:11.45)	0:12.42 [5] (0:12.42)
Average Speed [km/h]	50.6	56.8	54.0	57.3	58.1	57.7	59.1	60.4	62.6	62.9	58.0
Top Speed [km/h]	55.1	59.9	55.9	59.7	58.7	59.8	61.8	62.7	64.6	64.6	60.7
Avg. Dist. to Rail [m]	5.5	1.0	2.1	1.5	1.3	2.7	2.6	3.4	4.3	3.5	5.1
Avg. Stride Freq. [Hz]	2.2	2.3	2.1	2.2	2.2	2.2	2.2	2.2	2.2	2.3	2.2
Avg. Stride Length [m]	6.7	7.0	7.0	7.3	7.3	7.3	7.5	7.5	7.5	7.5	7.2



- [] Ranking at each section and finish
- :-:- No data available at this section
- NA No data available

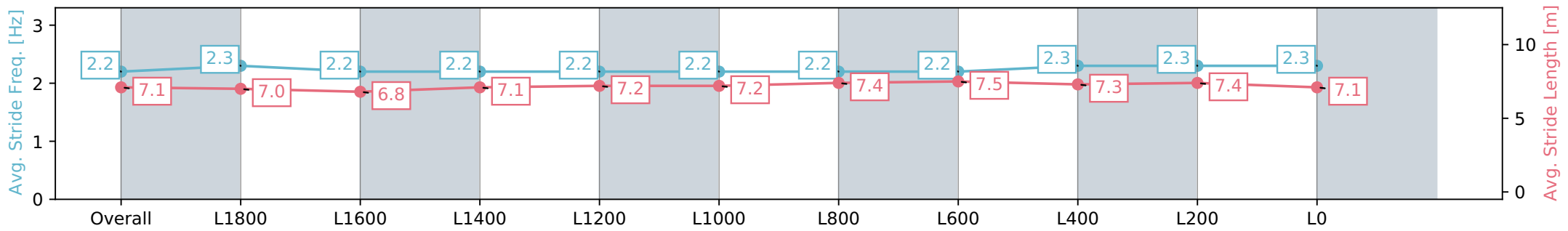
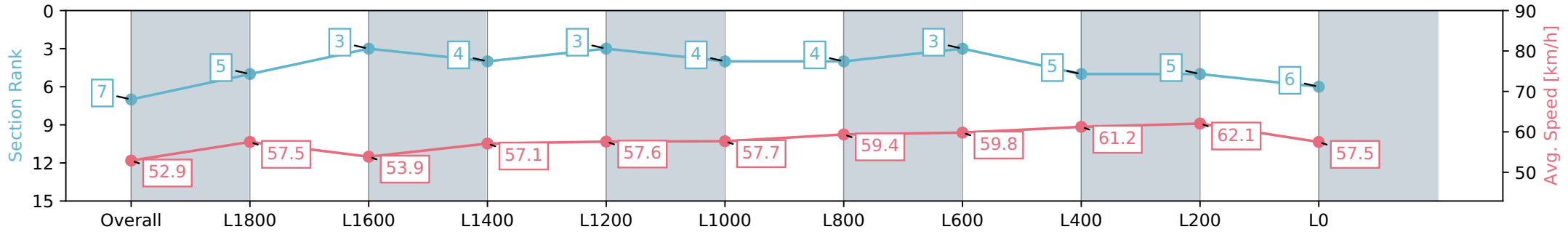
Horse/Jockey Name	RUM AND RUMOUR
Finish Rank	7
Fastest Section Time (Section)	0:06.81 (Overall)
Top Speed [km/h] (Section)	63.5 (L400)
Race State	Finished



Ellerslie - Professional
 Race 3: EAGLE TECHNOLOGY 2100 - 2100m
 10 April 2024 - 1:45PM
 Track Rating: Good 4, Weather: Fine, Rail Position: +10m



Section	Overall	L1800	L1600	L1400	L1200	L1000	L800	L600	L400	L200	L0
Section Times	2:11.20 [7] (0:06.81)	2:04.39 [5] (0:12.49)	1:51.90 [3] (0:13.35)	1:38.55 [4] (0:12.68)	1:25.87 [3] (0:12.50)	1:13.37 [4] (0:12.55)	1:00.82 [4] (0:12.24)	0:48.58 [3] (0:12.31)	0:36.27 [5] (0:12.12)	0:24.15 [5] (0:11.64)	0:12.51 [6] (0:12.51)
Average Speed [km/h]	52.9	57.5	53.9	57.1	57.6	57.7	59.4	59.8	61.2	62.1	57.5
Top Speed [km/h]	56.3	59.7	56.0	58.1	58.3	58.1	61.7	61.7	62.8	63.5	59.9
Avg. Dist. to Rail [m]	1.4	0.8	0.7	0.6	0.6	1.9	2.8	4.8	5.4	3.0	5.1
Avg. Stride Freq. [Hz]	2.2	2.3	2.2	2.2	2.2	2.2	2.2	2.2	2.2	2.3	2.3
Avg. Stride Length [m]	7.1	7.0	6.8	7.1	7.2	7.2	7.4	7.5	7.3	7.4	7.1



- [] Ranking at each section and finish
- :-:- No data available at this section
- NA No data available

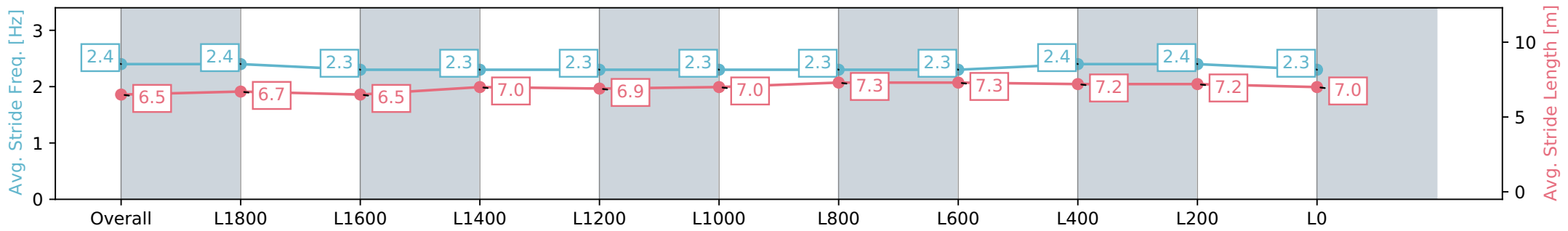
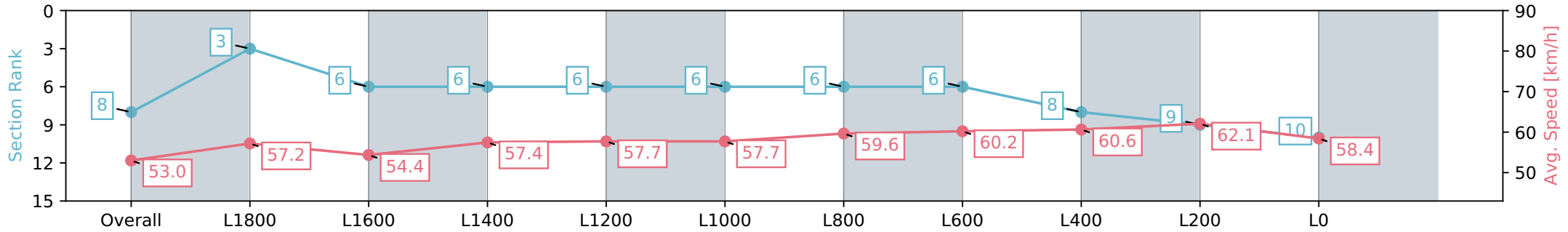
Horse/Jockey Name	HOLY ORANGE
Finish Rank	8
Fastest Section Time (Section)	0:06.79 (Overall)
Top Speed [km/h] (Section)	63.0 (L400)
Race State	Finished



Ellerslie - Professional
 Race 3: EAGLE TECHNOLOGY 2100 - 2100m
 10 April 2024 - 1:45PM
 Track Rating: Good 4, Weather: Fine, Rail Position: +10m



Section	Overall	L1800	L1600	L1400	L1200	L1000	L800	L600	L400	L200	L0
Section Times	2:11.36 [8] (0:06.79)	2:04.57 [3] (0:12.63)	1:51.94 [6] (0:13.49)	1:38.45 [6] (0:12.69)	1:25.76 [6] (0:12.50)	1:13.26 [6] (0:12.57)	1:00.68 [6] (0:12.20)	0:48.48 [6] (0:12.26)	0:36.22 [8] (0:12.28)	0:23.93 [9] (0:11.61)	0:12.32 [10] (0:12.32)
Average Speed [km/h]	53.0	57.2	54.4	57.4	57.7	57.7	59.6	60.2	60.6	62.1	58.4
Top Speed [km/h]	56.7	58.8	56.4	58.5	58.5	59.0	61.8	61.5	62.3	63.0	61.0
Avg. Dist. to Rail [m]	1.6	0.7	3.2	2.3	2.0	3.2	3.4	5.1	5.9	4.9	6.3
Avg. Stride Freq. [Hz]	2.4	2.4	2.3	2.3	2.3	2.3	2.3	2.3	2.3	2.4	2.3
Avg. Stride Length [m]	6.5	6.7	6.5	7.0	6.9	7.0	7.3	7.3	7.2	7.2	7.0



- [] Ranking at each section and finish
- :-:- No data available at this section
- NA No data available

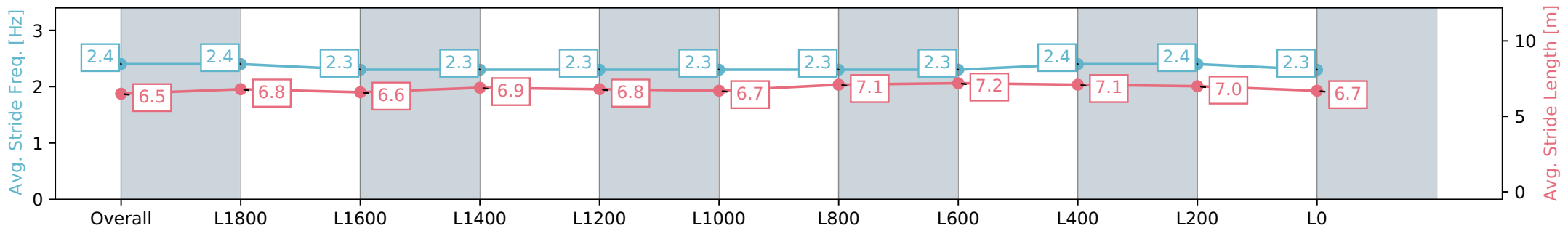
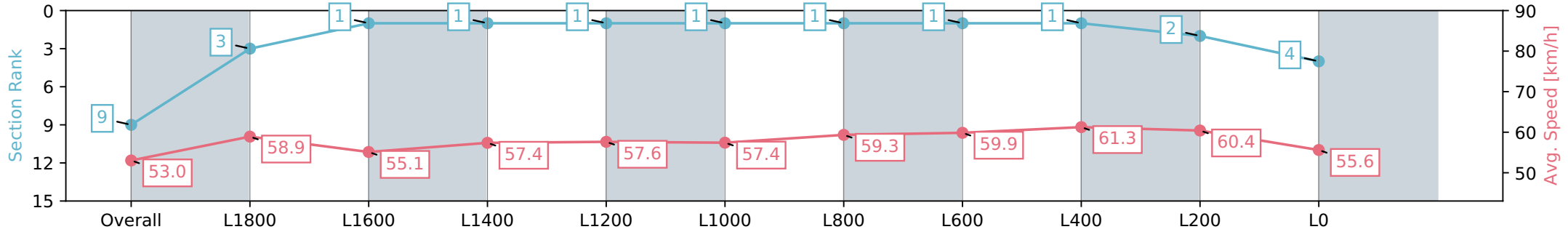
Horse/Jockey Name	ZEIGLAR
Finish Rank	9
Fastest Section Time (Section)	0:06.79 (Overall)
Top Speed [km/h] (Section)	62.6 (L600)
Race State	Finished



Ellerslie - Professional
 Race 3: EAGLE TECHNOLOGY 2100 - 2100m
 10 April 2024 - 1:45PM
 Track Rating: Good 4, Weather: Fine, Rail Position: +10m



Section	Overall	L1800	L1600	L1400	L1200	L1000	L800	L600	L400	L200	L0
Section Times	2:11.46 [9] (0:06.79)	2:04.67 [3] (0:12.28)	1:52.39 [1] (0:13.27)	1:39.12 [1] (0:12.67)	1:26.45 [1] (0:12.51)	1:13.94 [1] (0:12.61)	1:01.33 [1] (0:12.23)	0:49.10 [1] (0:12.23)	0:36.87 [1] (0:12.03)	0:24.84 [2] (0:11.91)	0:12.93 [4] (0:12.93)
Average Speed [km/h]	53.0	58.9	55.1	57.4	57.6	57.4	59.3	59.9	61.3	60.4	55.6
Top Speed [km/h]	56.5	60.9	57.3	58.7	58.6	57.8	60.6	60.6	62.6	62.5	58.6
Avg. Dist. to Rail [m]	7.4	3.5	2.5	1.5	1.2	2.4	2.3	3.3	3.9	1.4	0.9
Avg. Stride Freq. [Hz]	2.4	2.4	2.3	2.3	2.3	2.3	2.3	2.3	2.4	2.4	2.3
Avg. Stride Length [m]	6.5	6.8	6.6	6.9	6.8	6.7	7.1	7.2	7.1	7.0	6.7



- [] Ranking at each section and finish
- :-:- No data available at this section
- NA No data available

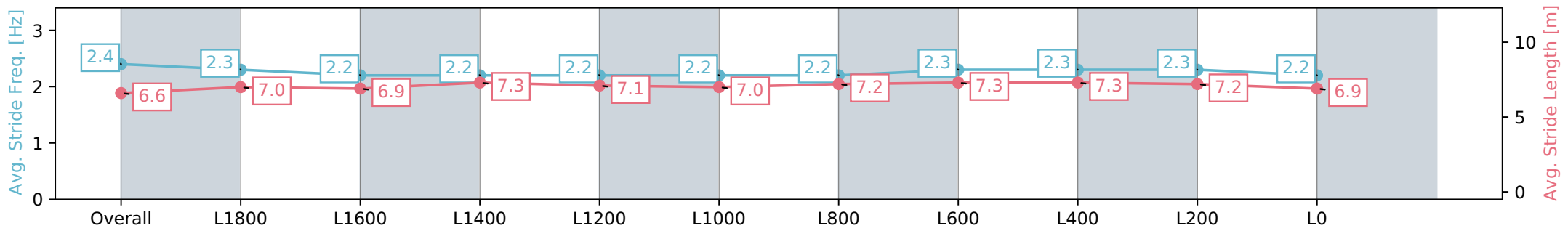
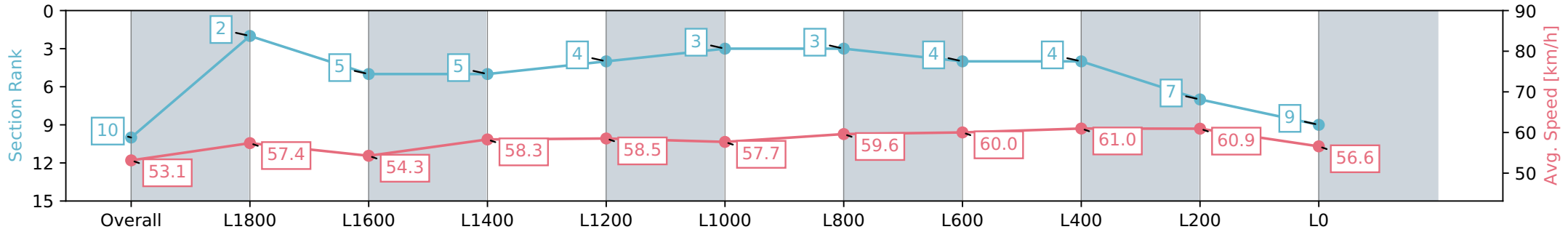
Horse/Jockey Name	BEAU ONDAGO
Finish Rank	10
Fastest Section Time (Section)	0:06.79 (Overall)
Top Speed [km/h] (Section)	62.2 (L600)
Race State	Finished



Ellerslie - Professional
 Race 3: EAGLE TECHNOLOGY 2100 - 2100m
 10 April 2024 - 1:45PM
 Track Rating: Good 4, Weather: Fine, Rail Position: +10m



Section	Overall	L1800	L1600	L1400	L1200	L1000	L800	L600	L400	L200	L0
Section Times	2:11.73 [10] (0:06.79)	2:04.94 [2] (0:12.59)	1:52.35 [5] (0:13.49)	1:38.86 [5] (0:12.55)	1:26.31 [4] (0:12.33)	1:13.98 [3] (0:12.61)	1:01.37 [3] (0:12.28)	0:49.08 [4] (0:12.26)	0:36.82 [4] (0:12.24)	0:24.58 [7] (0:11.85)	0:12.73 [9] (0:12.73)
Average Speed [km/h]	53.1	57.4	54.3	58.3	58.5	57.7	59.6	60.0	61.0	60.9	56.6
Top Speed [km/h]	56.4	59.4	57.0	59.9	59.3	58.7	60.2	61.3	62.2	61.8	59.9
Avg. Dist. to Rail [m]	3.2	1.9	2.8	3.0	3.3	4.6	4.3	4.9	6.4	6.6	8.3
Avg. Stride Freq. [Hz]	2.4	2.3	2.2	2.2	2.2	2.2	2.2	2.2	2.3	2.3	2.2
Avg. Stride Length [m]	6.6	7.0	6.9	7.3	7.1	7.0	7.2	7.3	7.3	7.2	6.9



- [] Ranking at each section and finish
- :-:- No data available at this section
- NA No data available

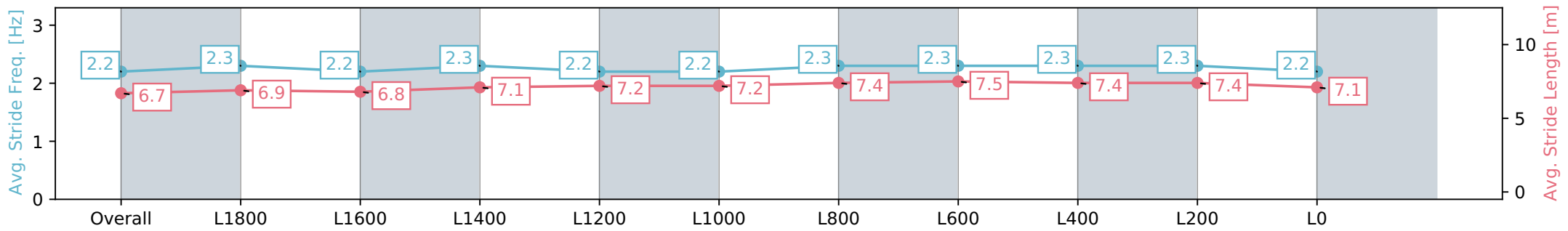
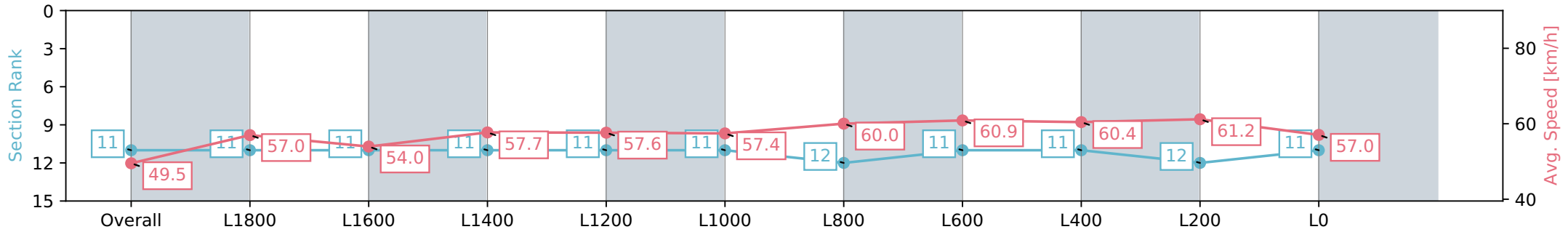
Horse/Jockey Name	PLEASE SIR
Finish Rank	11
Fastest Section Time (Section)	0:07.27 (Overall)
Top Speed [km/h] (Section)	62.3 (L400)
Race State	Finished



Ellerslie - Professional
 Race 3: EAGLE TECHNOLOGY 2100 - 2100m
 10 April 2024 - 1:45PM
 Track Rating: Good 4, Weather: Fine, Rail Position: +10m



Section	Overall	L1800	L1600	L1400	L1200	L1000	L800	L600	L400	L200	L0
Section Times	2:12.33 [11] (0:07.27)	2:05.06 [11] (0:12.68)	1:52.38 [11] (0:13.50)	1:38.88 [11] (0:12.62)	1:26.26 [11] (0:12.52)	1:13.74 [11] (0:12.62)	1:01.12 [12] (0:12.15)	0:48.97 [11] (0:12.13)	0:36.84 [11] (0:12.39)	0:24.45 [12] (0:11.81)	0:12.64 [11] (0:12.64)
Average Speed [km/h]	49.5	57.0	54.0	57.7	57.6	57.4	60.0	60.9	60.4	61.2	57.0
Top Speed [km/h]	53.5	59.9	57.0	60.7	58.3	59.0	61.3	61.5	62.1	62.3	58.9
Avg. Dist. to Rail [m]	8.8	1.9	2.0	2.2	1.9	3.2	3.4	5.3	7.1	4.8	4.8
Avg. Stride Freq. [Hz]	2.2	2.3	2.2	2.3	2.2	2.2	2.3	2.3	2.3	2.3	2.2
Avg. Stride Length [m]	6.7	6.9	6.8	7.1	7.2	7.2	7.4	7.5	7.4	7.4	7.1



- [] Ranking at each section and finish
- :-:- No data available at this section
- NA No data available

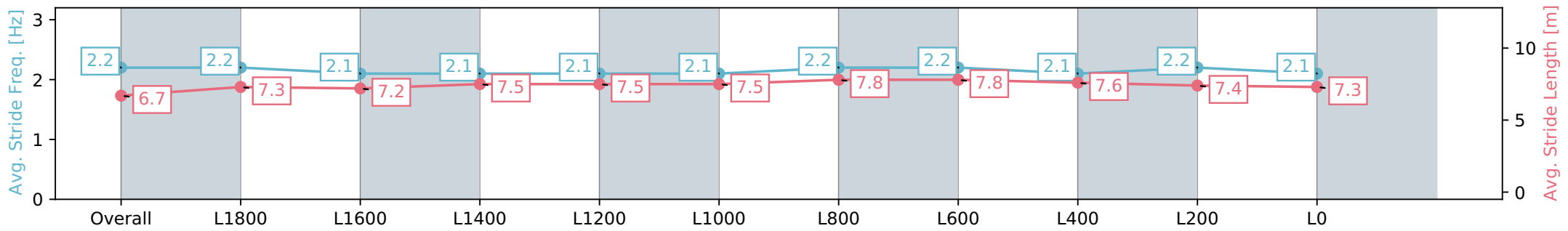
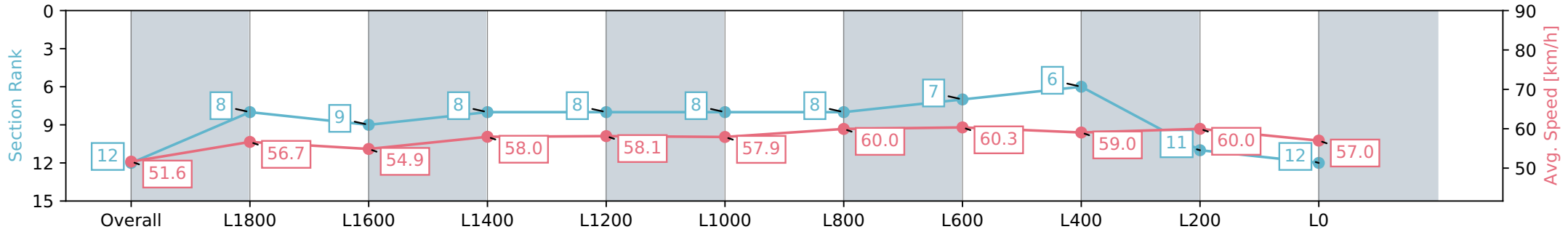
Horse/Jockey Name	KAWHIA
Finish Rank	12
Fastest Section Time (Section)	0:06.99 (Overall)
Top Speed [km/h] (Section)	61.2 (L800)
Race State	Finished



Ellerslie - Professional
 Race 3: EAGLE TECHNOLOGY 2100 - 2100m
 10 April 2024 - 1:45PM
 Track Rating: Good 4, Weather: Fine, Rail Position: +10m



Section	Overall	L1800	L1600	L1400	L1200	L1000	L800	L600	L400	L200	L0
Section Times	2:12.41 [12] (0:06.99)	2:05.42 [8] (0:12.74)	1:52.68 [9] (0:13.36)	1:39.32 [8] (0:12.66)	1:26.66 [8] (0:12.43)	1:14.23 [8] (0:12.55)	1:01.68 [8] (0:12.19)	0:49.49 [7] (0:12.17)	0:37.32 [6] (0:12.64)	0:24.68 [11] (0:12.02)	0:12.66 [12] (0:12.66)
Average Speed [km/h]	51.6	56.7	54.9	58.0	58.1	57.9	60.0	60.3	59.0	60.0	57.0
Top Speed [km/h]	56.0	57.1	57.1	59.3	58.8	59.4	61.1	61.2	60.3	60.8	58.3
Avg. Dist. to Rail [m]	3.6	1.8	3.0	3.7	3.0	4.1	4.0	4.3	6.2	4.2	4.2
Avg. Stride Freq. [Hz]	2.2	2.2	2.1	2.1	2.1	2.1	2.2	2.2	2.1	2.2	2.1
Avg. Stride Length [m]	6.7	7.3	7.2	7.5	7.5	7.5	7.8	7.8	7.6	7.4	7.3



[] Ranking at each section and finish
 -:-:- No data available at this section
 NA No data available