

Track Rating: Good 4, Weather: Fine, Rail Position: +10m

Section																				
Field Times													Overall	L1000	L800	L600	L400	L200		
													1:10.99	0:57.68	0:46.15	0:34.19	0:22.15	0:11.14		
													(0:13.31)	(0:11.53)	(0:11.96)	(0:12.04)	(0:11.01)	(0:11.14)		
Position	#	Horse/Jockey	Barrier	Top Speed [km/h]	Fastest Section	First 400m	Overall	L1000	L800	L600	L400	L200	Margin	Distance Travelled From Winner [m]						
1	1	SWEYNESDAY Masahiro Hashizume	2	68.7 400-200	0:10.81 400-200	0:25.12	1:10.99 (0:13.56)	0:57.43 [3] (0:11.56)	0:45.87 [3] (0:12.00)	0:33.87 [3] (0:11.91)	0:21.96 [3] (0:10.81)	0:11.15 [1] (0:11.15)	1:10.99							
2	8	SASPERELLA Vincent Colgan	4	69.1 400-200	0:10.65 400-200	0:25.81	1:11.08 (0:14.04)	0:57.04 [7] (0:11.77)	0:45.27 [7] (0:11.93)	0:33.34 [7] (0:11.79)	0:21.55 [7] (0:10.65)	0:10.90 [4] (0:10.90)	0.5L	+0						
3	10	MI BELLA Warren Kennedy	8	66.3 400-200	0:11.02 400-200	0:24.97	1:11.46 (0:13.37)	0:58.09 [2] (0:11.60)	0:46.49 [2] (0:11.97)	0:34.52 [2] (0:11.91)	0:22.61 [2] (0:11.02)	0:11.59 [2] (0:11.59)	2.8L	+3						
4	3	KING WILLIAM Samantha Spratt	1	66.0 400-200	0:11.10 400-200	0:25.50	1:12.00 (0:13.86)	0:58.14 [6] (0:11.64)	0:46.50 [5] (0:11.90)	0:34.60 [5] (0:11.93)	0:22.67 [4] (0:11.10)	0:11.57 [5] (0:11.56)	5.8L	+0						
5	6	STAN'S BY ME Niranjan Parmar	5	64.3 1000-800	0:11.34 400-200	0:24.83	1:12.15 (0:13.30)	0:58.85 [1] (0:11.53)	0:47.32 [1] (0:11.96)	0:35.36 [1] (0:12.04)	0:23.32 [1] (0:11.34)	0:11.98 [3] (0:11.98)	6.5L	+0						
6	5	QUASI Courtney Barnes	6	66.6 400-200	0:11.00 400-200	0:26.09	1:12.27 (0:14.34)	0:57.93 [8] (0:11.75)	0:46.18 [8] (0:11.96)	0:34.22 [8] (0:11.87)	0:22.35 [8] (0:11.00)	0:11.35 [8] (0:11.35)	7.1L	-1						
7	7	ZAKZOR Ulrika Holmquist	7	65.3 400-200	0:11.22 400-200	0:25.28	1:12.54 (0:13.59)	0:58.95 [4] (0:11.70)	0:47.25 [4] (0:11.98)	0:35.27 [4] (0:12.11)	0:23.16 [5] (0:11.22)	0:11.94 [6] (0:11.94)	8.6L	+2						
8	11	BOSUN Kazuya Asano	3	65.5 400-200	0:11.22 400-200	0:25.52	1:12.83 (0:13.76)	0:59.07 [5] (0:11.76)	0:47.31 [6] (0:11.94)	0:35.37 [6] (0:11.97)	0:23.40 [6] (0:11.22)	0:12.18 [7] (0:12.18)	10.2L	+2						

Scratched: Espadas (#2), Navy Chief (#4), La Parisienne (#9), Aussie Betty (#12), Vila Belmiro (#13), Loose Manners (#14)

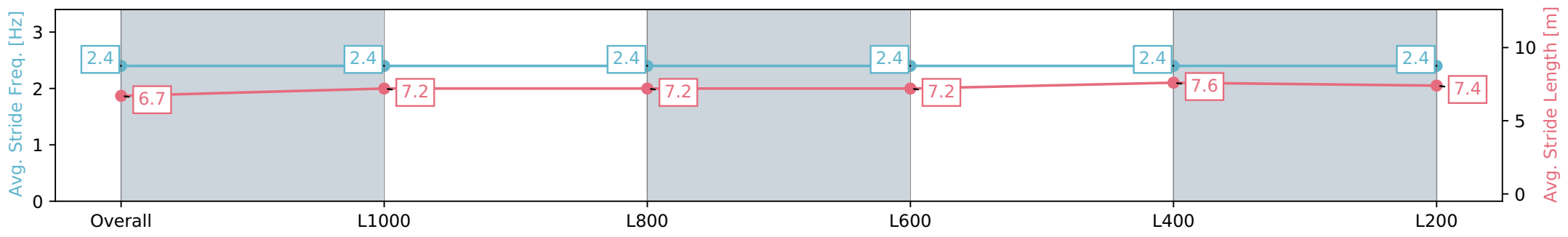
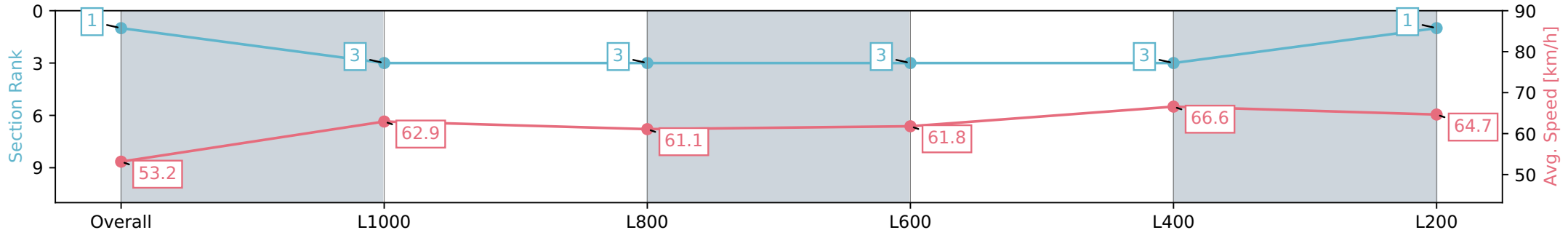
Horse/Jockey Name	SWEYNESDAY
Finish Rank	1
Fastest Section Time (Section)	0:10.81 (L400)
Top Speed [km/h] (Section)	68.7 (L400)
Race State	Finished



Ellerslie - Professional
 Race 2: AUCKLAND CO-OP TAXIS 1200 - 1200m
 10 April 2024 - 1:09PM
 Track Rating: Good 4, Weather: Fine, Rail Position: +10m



Section	Overall	L1000	L800	L600	L400	L200
Section Times	1:10.99 [1] (0:13.56)	0:57.43 [3] (0:11.56)	0:45.87 [3] (0:12.00)	0:33.87 [3] (0:11.91)	0:21.96 [3] (0:10.81)	0:11.15 [1] (0:11.15)
Average Speed [km/h]	53.2	62.9	61.1	61.8	66.6	64.7
Top Speed [km/h]	63.6	63.9	62.3	63.7	68.7	68.1
Avg. Dist. to Rail [m]	3.4	3.2	3.7	3.7	2.8	3.8
Avg. Stride Freq. [Hz]	2.4	2.4	2.4	2.4	2.4	2.4
Avg. Stride Length [m]	6.7	7.2	7.2	7.2	7.6	7.4



- [] Ranking at each section and finish
- :-:- No data available at this section
- NA No data available

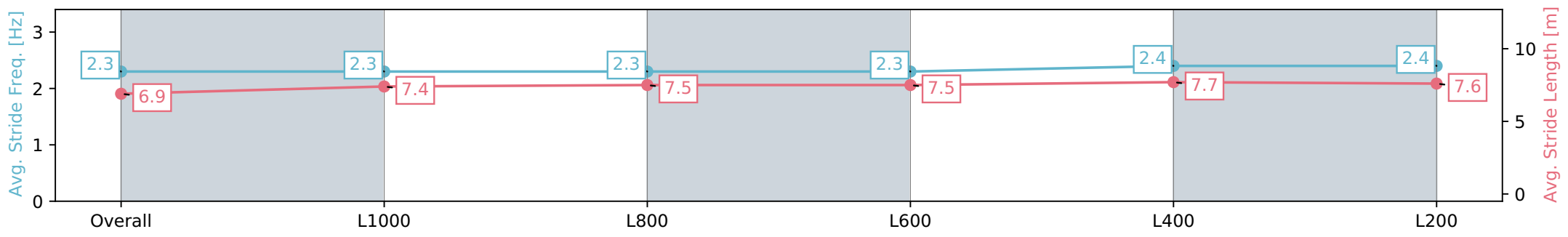
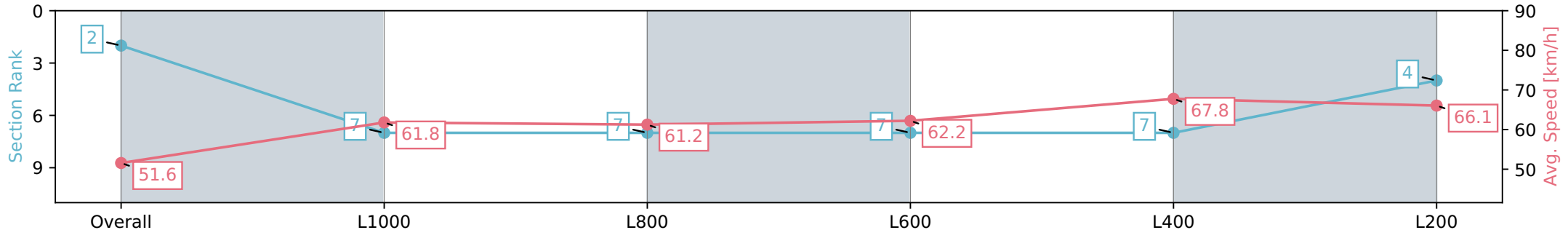
Horse/Jockey Name	SASPERELLA
Finish Rank	2
Fastest Section Time (Section)	0:10.65 (L400)
Top Speed [km/h] (Section)	69.1 (L400)
Race State	Finished



Ellerslie - Professional
 Race 2: AUCKLAND CO-OP TAXIS 1200 - 1200m
 10 April 2024 - 1:09PM
 Track Rating: Good 4, Weather: Fine, Rail Position: +10m



Section	Overall	L1000	L800	L600	L400	L200
Section Times	1:11.08 [2] (0:14.04)	0:57.04 [7] (0:11.77)	0:45.27 [7] (0:11.93)	0:33.34 [7] (0:11.79)	0:21.55 [7] (0:10.65)	0:10.90 [4] (0:10.90)
Average Speed [km/h]	51.6	61.8	61.2	62.2	67.8	66.1
Top Speed [km/h]	63.6	63.6	61.8	64.9	69.1	68.7
Avg. Dist. to Rail [m]	3.9	2.9	3.1	3.6	2.1	5.1
Avg. Stride Freq. [Hz]	2.3	2.3	2.3	2.3	2.4	2.4
Avg. Stride Length [m]	6.9	7.4	7.5	7.5	7.7	7.6



- [] Ranking at each section and finish
- :-:- No data available at this section
- NA No data available

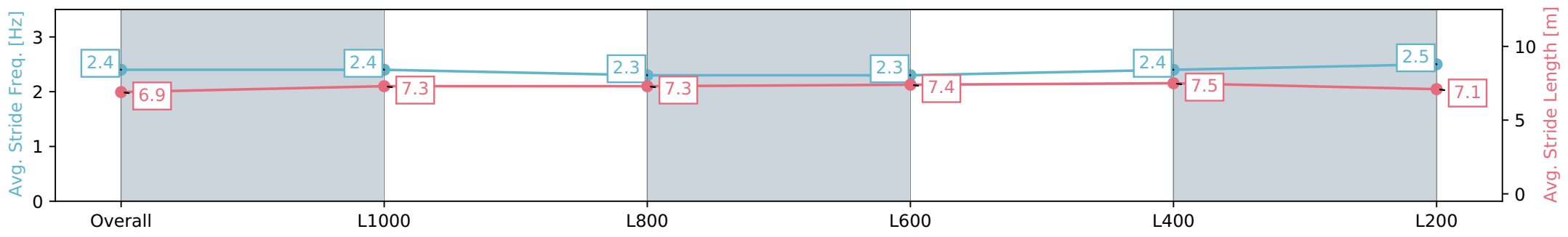
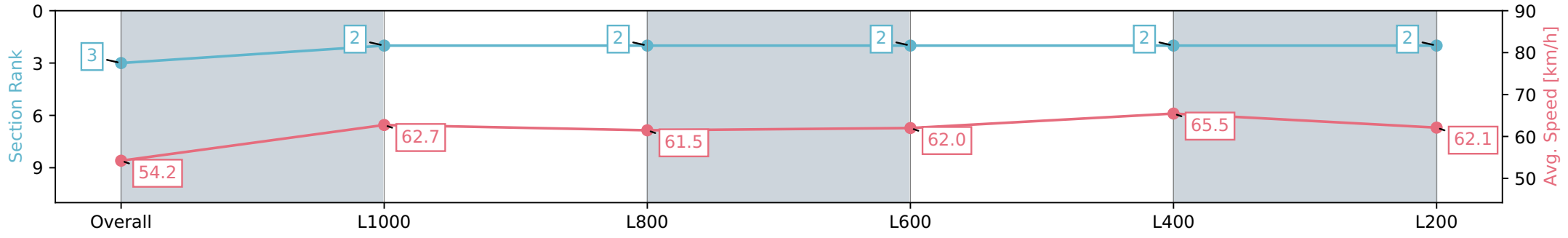
Horse/Jockey Name	MI BELLA
Finish Rank	3
Fastest Section Time (Section)	0:11.02 (L400)
Top Speed [km/h] (Section)	66.3 (L400)
Race State	Finished



Ellerslie - Professional
 Race 2: AUCKLAND CO-OP TAXIS 1200 - 1200m
 10 April 2024 - 1:09PM
 Track Rating: Good 4, Weather: Fine, Rail Position: +10m



Section	Overall	L1000	L800	L600	L400	L200
Section Times	1:11.46 [3] (0:13.37)	0:58.09 [2] (0:11.60)	0:46.49 [2] (0:11.97)	0:34.52 [2] (0:11.91)	0:22.61 [2] (0:11.02)	0:11.59 [2] (0:11.59)
Average Speed [km/h]	54.2	62.7	61.5	62.0	65.5	62.1
Top Speed [km/h]	63.0	64.5	62.5	63.7	66.3	65.5
Avg. Dist. to Rail [m]	6.6	3.2	4.4	4.6	2.4	3.7
Avg. Stride Freq. [Hz]	2.4	2.4	2.3	2.3	2.4	2.5
Avg. Stride Length [m]	6.9	7.3	7.3	7.4	7.5	7.1



- [] Ranking at each section and finish
- :-:- No data available at this section
- NA No data available

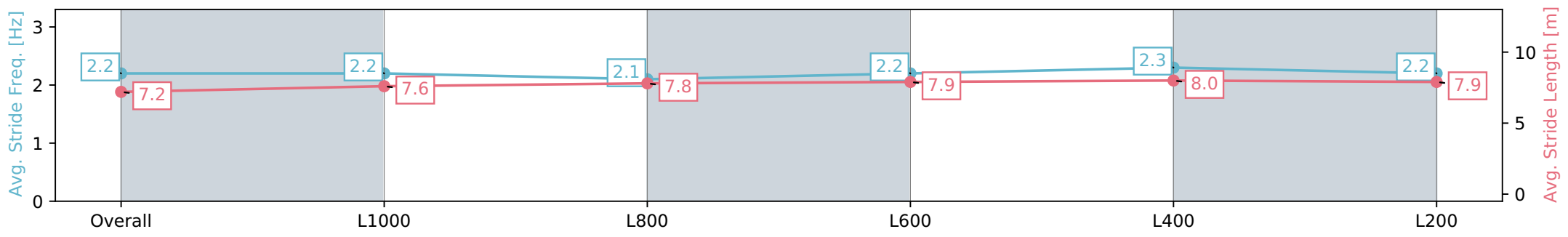
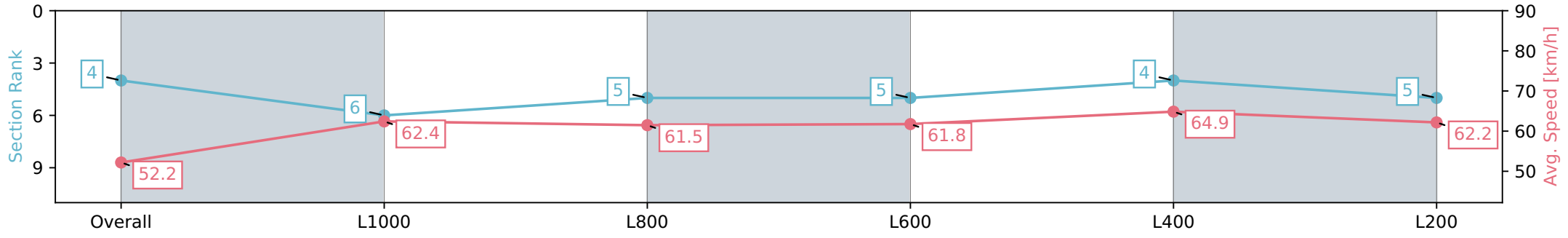
Horse/Jockey Name	KING WILLIAM
Finish Rank	4
Fastest Section Time (Section)	0:11.10 (L400)
Top Speed [km/h] (Section)	66.0 (L400)
Race State	Finished



Ellerslie - Professional
 Race 2: AUCKLAND CO-OP TAXIS 1200 - 1200m
 10 April 2024 - 1:09PM
 Track Rating: Good 4, Weather: Fine, Rail Position: +10m



Section	Overall	L1000	L800	L600	L400	L200
Section Times	1:12.00 [4] (0:13.86)	0:58.14 [6] (0:11.64)	0:46.50 [5] (0:11.90)	0:34.60 [5] (0:11.93)	0:22.67 [4] (0:11.10)	0:11.57 [5] (0:11.56)
Average Speed [km/h]	52.2	62.4	61.5	61.8	64.9	62.2
Top Speed [km/h]	62.4	62.9	62.4	64.1	66.0	64.4
Avg. Dist. to Rail [m]	2.8	2.8	3.3	3.9	2.6	4.8
Avg. Stride Freq. [Hz]	2.2	2.2	2.1	2.2	2.3	2.2
Avg. Stride Length [m]	7.2	7.6	7.8	7.9	8.0	7.9



- [] Ranking at each section and finish
- :-:- No data available at this section
- NA No data available

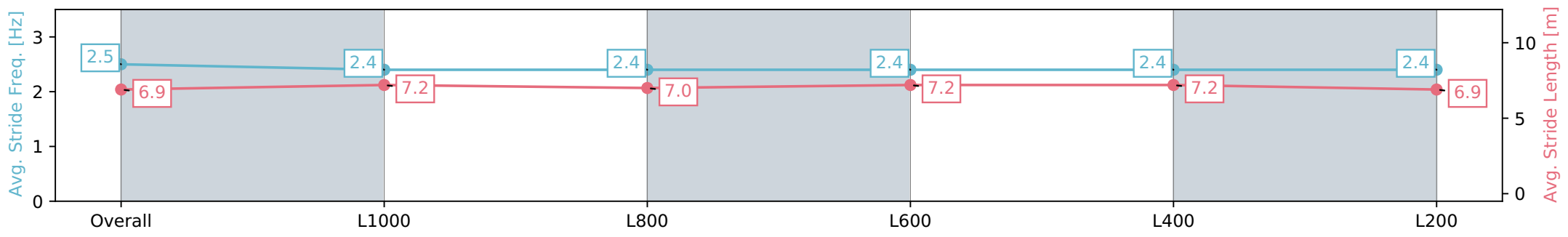
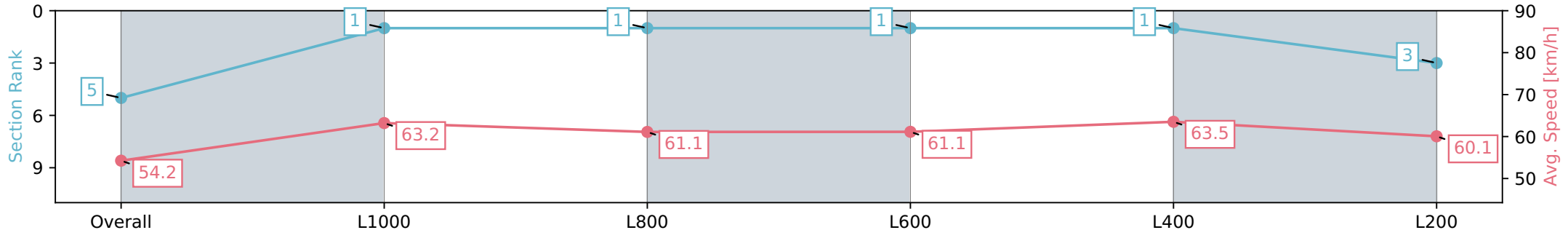
Horse/Jockey Name	STAN'S BY ME
Finish Rank	5
Fastest Section Time (Section)	0:11.34 (L400)
Top Speed [km/h] (Section)	64.3 (L1000)
Race State	Finished



Ellerslie - Professional
 Race 2: AUCKLAND CO-OP TAXIS 1200 - 1200m
 10 April 2024 - 1:09PM
 Track Rating: Good 4, Weather: Fine, Rail Position: +10m



Section	Overall	L1000	L800	L600	L400	L200
Section Times	1:12.15 [5] (0:13.30)	0:58.85 [1] (0:11.53)	0:47.32 [1] (0:11.96)	0:35.36 [1] (0:12.04)	0:23.32 [1] (0:11.34)	0:11.98 [3] (0:11.98)
Average Speed [km/h]	54.2	63.2	61.1	61.1	63.5	60.1
Top Speed [km/h]	64.1	64.3	62.2	63.1	64.2	62.4
Avg. Dist. to Rail [m]	4.8	3.1	3.4	3.8	1.4	2.2
Avg. Stride Freq. [Hz]	2.5	2.4	2.4	2.4	2.4	2.4
Avg. Stride Length [m]	6.9	7.2	7.0	7.2	7.2	6.9



- [] Ranking at each section and finish
- :-:- No data available at this section
- NA No data available

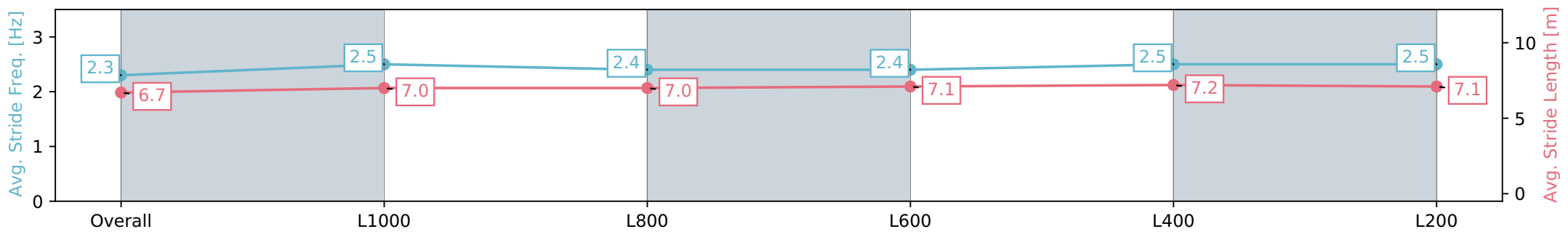
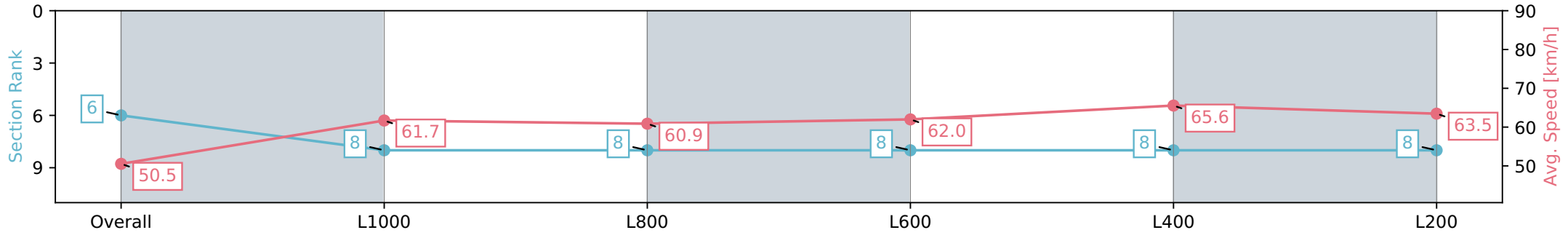
Horse/Jockey Name	QUASI
Finish Rank	6
Fastest Section Time (Section)	0:11.00 (L400)
Top Speed [km/h] (Section)	66.6 (L400)
Race State	Finished



Ellerslie - Professional
 Race 2: AUCKLAND CO-OP TAXIS 1200 - 1200m
 10 April 2024 - 1:09PM
 Track Rating: Good 4, Weather: Fine, Rail Position: +10m



Section	Overall	L1000	L800	L600	L400	L200
Section Times	1:12.27 [6] (0:14.34)	0:57.93 [8] (0:11.75)	0:46.18 [8] (0:11.96)	0:34.22 [8] (0:11.87)	0:22.35 [8] (0:11.00)	0:11.35 [8] (0:11.35)
Average Speed [km/h]	50.5	61.7	60.9	62.0	65.6	63.5
Top Speed [km/h]	61.6	63.2	63.7	64.4	66.6	64.8
Avg. Dist. to Rail [m]	4.9	2.0	2.4	3.8	5.2	9.2
Avg. Stride Freq. [Hz]	2.3	2.5	2.4	2.4	2.5	2.5
Avg. Stride Length [m]	6.7	7.0	7.0	7.1	7.2	7.1



- [] Ranking at each section and finish
- :-:- No data available at this section
- NA No data available

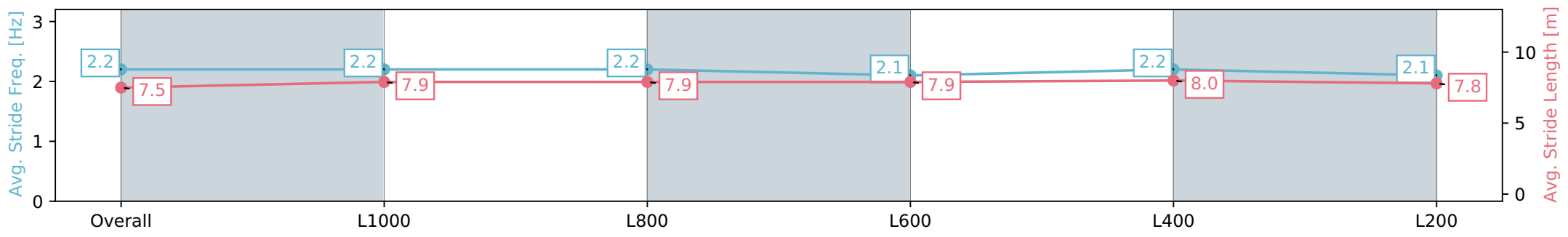
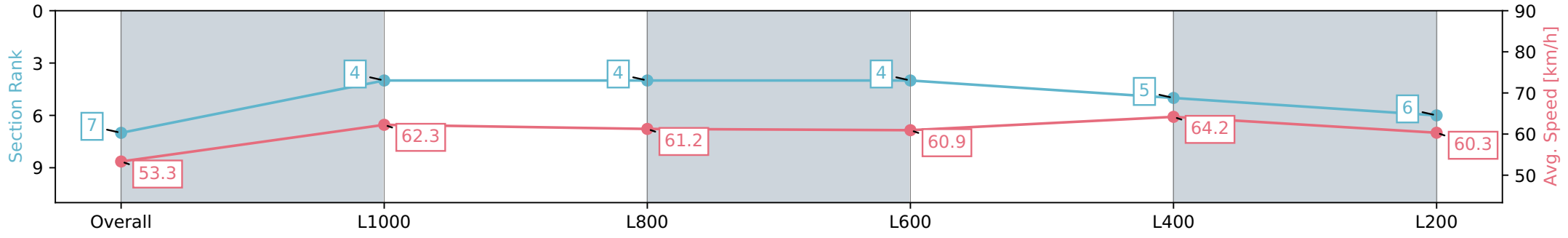
Horse/Jockey Name	ZAKZOR
Finish Rank	7
Fastest Section Time (Section)	0:11.22 (L400)
Top Speed [km/h] (Section)	65.3 (L400)
Race State	Finished



Ellerslie - Professional
 Race 2: AUCKLAND CO-OP TAXIS 1200 - 1200m
 10 April 2024 - 1:09PM
 Track Rating: Good 4, Weather: Fine, Rail Position: +10m



Section	Overall	L1000	L800	L600	L400	L200
Section Times	1:12.54 [7] (0:13.59)	0:58.95 [4] (0:11.70)	0:47.25 [4] (0:11.98)	0:35.27 [4] (0:12.11)	0:23.16 [5] (0:11.22)	0:11.94 [6] (0:11.94)
Average Speed [km/h]	53.3	62.3	61.2	60.9	64.2	60.3
Top Speed [km/h]	63.0	63.4	62.7	63.3	65.3	62.9
Avg. Dist. to Rail [m]	5.7	3.1	3.8	4.4	4.4	5.6
Avg. Stride Freq. [Hz]	2.2	2.2	2.2	2.1	2.2	2.1
Avg. Stride Length [m]	7.5	7.9	7.9	7.9	8.0	7.8



- [] Ranking at each section and finish
- :-:- No data available at this section
- NA No data available

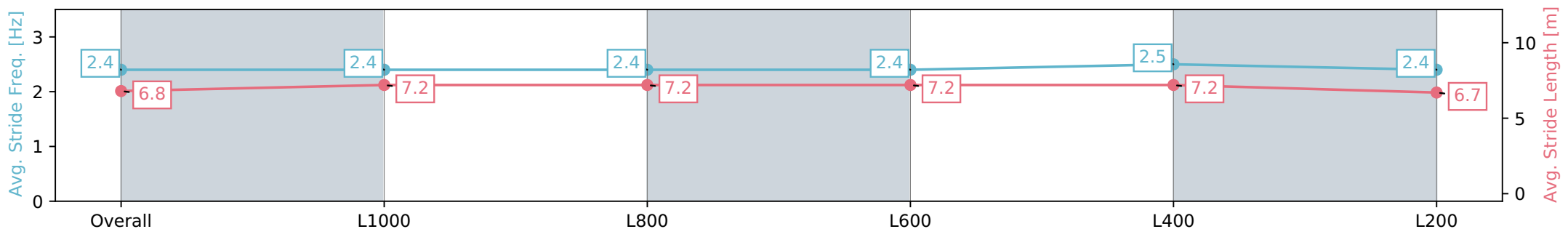
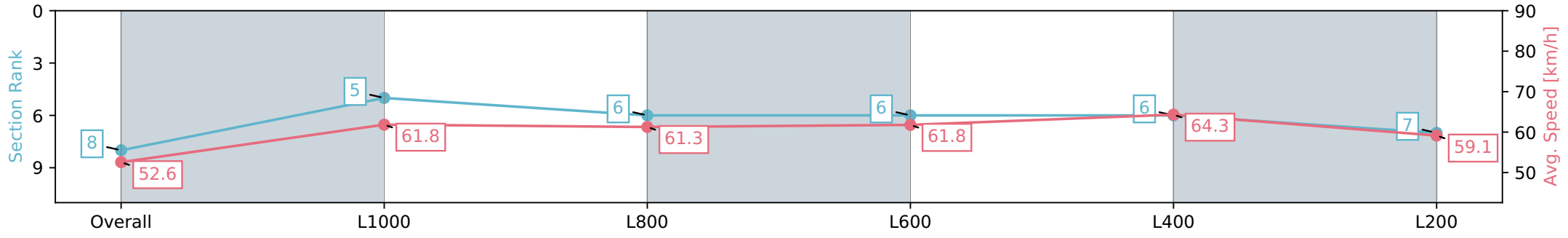
Horse/Jockey Name	BOSUN
Finish Rank	8
Fastest Section Time (Section)	0:11.22 (L400)
Top Speed [km/h] (Section)	65.5 (L400)
Race State	Finished



Ellerslie - Professional
 Race 2: AUCKLAND CO-OP TAXIS 1200 - 1200m
 10 April 2024 - 1:09PM
 Track Rating: Good 4, Weather: Fine, Rail Position: +10m



Section	Overall	L1000	L800	L600	L400	L200
Section Times	1:12.83 [8] (0:13.76)	0:59.07 [5] (0:11.76)	0:47.31 [6] (0:11.94)	0:35.37 [6] (0:11.97)	0:23.40 [6] (0:11.22)	0:12.18 [7] (0:12.18)
Average Speed [km/h]	52.6	61.8	61.3	61.8	64.3	59.1
Top Speed [km/h]	62.5	63.0	62.2	64.8	65.5	62.7
Avg. Dist. to Rail [m]	3.8	2.8	3.2	4.8	6.0	8.7
Avg. Stride Freq. [Hz]	2.4	2.4	2.4	2.4	2.5	2.4
Avg. Stride Length [m]	6.8	7.2	7.2	7.2	7.2	6.7



[] Ranking at each section and finish
 -:-:- No data available at this section
 NA No data available