

Track Rating: Good 4, Weather: Fine, Rail Position: True

Section Field Times		Overall	L2000	L1800	L1600	L1400	L1200						
		2:15.52 (0:13.84)	2:01.68 (0:11.55)	1:50.13 (0:12.39)	1:37.74 (0:12.91)	1:24.83 (0:12.94)	1:11.88 (0:11.70)						
Position	#	Horse/Jockey	Barrier	Top Speed [km/h]	Fastest Section	First 400m							Distance Travelled From Winner [m]
1	11	BLISSFULL LADY Bill Jacobson	11	67.4 600-400	0:11.09 400-200	0:27.90	2:15.52 (0:15.74)	1:59.78 [14] (0:12.16)	1:47.62 [14] (0:12.57)	1:35.04 [14] (0:12.39)	1:22.65 [14] (0:12.99)	1:09.66 [14] (0:12.46)	
2	15	ALL SHOOK UP Kelly Myers	15	65.2 400-200	0:11.36 400-200	0:26.76	2:15.65 (0:14.78)	2:00.87 [7] (0:11.98)	1:48.89 [7] (0:12.28)	1:36.60 [7] (0:12.73)	1:23.87 [7] (0:13.02)	1:10.85 [8] (0:12.37)	-6
3	9	NORTHERN RAIDER Ulrika Holmquist	9	65.5 600-400	0:11.49 400-200	0:25.74	2:15.73 (0:14.06)	2:01.67 [3] (0:11.68)	1:49.99 [3] (0:12.46)	1:37.53 [3] (0:12.77)	1:24.76 [4] (0:12.96)	1:11.80 [4] (0:11.99)	+0
4	5	CIMARRON Lynsey Satherley	5	65.9 400-200	0:11.36 400-200	0:26.93	2:15.89 (0:14.98)	2:00.91 [9] (0:11.95)	1:48.96 [9] (0:12.60)	1:36.36 [10] (0:12.48)	1:23.88 [10] (0:12.91)	1:10.97 [9] (0:12.32)	+6
5	3	HULA BEAT Ngakau Hailey	3	65.9 600-400	0:11.44 400-200	0:26.88	2:15.93 (0:14.83)	2:01.10 [8] (0:12.05)	1:49.05 [8] (0:12.35)	1:36.70 [8] (0:12.60)	1:24.10 [8] (0:12.90)	1:11.20 [7] (0:12.27)	+8
6	8	ROC DANCER Lily Sutherland	8	63.6 1000-800	0:11.59 400-200	0:26.54	2:15.98 (0:14.50)	2:01.48 [6] (0:12.04)	1:49.44 [6] (0:12.24)	1:37.20 [6] (0:12.77)	1:24.43 [6] (0:12.73)	1:11.70 [5] (0:12.27)	-1
7	2	CHOOSE 'EM BIG Jasmine Fawcett	2	63.6 400-200	0:11.63 400-200	0:26.32	2:16.21 (0:14.25)	2:01.96 [5] (0:12.07)	1:49.89 [5] (0:12.28)	1:37.60 [5] (0:12.82)	1:24.78 [5] (0:12.96)	1:11.82 [6] (0:12.33)	-4
8	6	ESPRESSO TO GO Kazuya Asano	6	63.6 1200-1000	0:11.70 1200-1000	0:26.07	2:16.24 (0:14.16)	2:02.08 [4] (0:11.91)	1:50.17 [4] (0:12.28)	1:37.89 [4] (0:12.56)	1:25.32 [3] (0:12.72)	1:12.60 [2] (0:11.70)	-7
9	1	DEVOTED Niranjan Parmar	1	65.8 400-200	0:11.32 400-200	0:27.51	2:16.29 (0:15.20)	2:01.09 [11] (0:12.31)	1:48.78 [11] (0:12.53)	1:36.25 [11] (0:12.44)	1:23.81 [11] (0:12.96)	1:10.85 [11] (0:12.32)	-4
10	7	WITHALLMYHEART Tayla Mitchell	7	64.8 800-600	0:11.44 800-600	0:27.14	2:16.33 (0:15.15)	2:01.18 [10] (0:11.99)	1:49.19 [10] (0:12.28)	1:36.91 [9] (0:12.56)	1:24.34 [9] (0:13.08)	1:11.26 [10] (0:12.44)	-9

Scratched: Mischief Managed (#12), You Know (#16), El Bandolero (#17), Sheeze A Breeze (#18), Cascatella (#19)

Track Rating: Good 4, Weather: Fine, Rail Position: True

Section									Overall	L2000	L1800	L1600	L1400	L1200		
Field Times									2:15.52 (0:13.84)	2:01.68 (0:11.55)	1:50.13 (0:12.39)	1:37.74 (0:12.91)	1:24.83 (0:12.94)	1:11.88 (0:11.70)		
Position	#	Horse/Jockey	Barrier	Top Speed [km/h]	Fastest Section	First 400m									Distance Travelled From Winner [m]	
11	13	SELVA VERDE Triston Moodley	13	64.6 2200-2000	0:11.66 2000-1800	0:25.51	2:16.51 (0:13.85)	2:02.66 [2] (0:11.66)	1:51.00 [2] (0:12.54)	1:38.46 [2] (0:12.87)	1:25.59 [2] (0:12.82)	1:12.77 [3] (0:11.70)		+3		
12	4	GOD OF EROS Doni Prastiyou	4	64.8 400-200	0:11.32 800-600	0:27.59	2:16.57 (0:15.47)	2:01.10 [12] (0:12.12)	1:48.98 [12] (0:12.51)	1:36.47 [12] (0:12.40)	1:24.07 [12] (0:13.01)	1:11.06 [12] (0:12.43)		-9		
13	14	EVE'S SONG Courtney Barnes	14	65.8 800-600	0:11.37 800-600	0:27.66	2:16.88 (0:15.52)	2:01.36 [13] (0:12.14)	1:49.22 [13] (0:12.62)	1:36.60 [13] (0:12.50)	1:24.10 [13] (0:12.95)	1:11.15 [13] (0:12.32)		+9		
14	10	TOMMY PERFECT Ace Lawson-Carroll	10	65.7 2200-2000	0:11.55 2000-1800	0:25.39	2:17.16 (0:13.84)	2:03.32 [1] (0:11.55)	1:51.77 [1] (0:12.39)	1:39.38 [1] (0:12.91)	1:26.47 [1] (0:12.94)	1:13.53 [1] (0:11.85)		-10		

Scratched: Mischief Managed (#12), You Know (#16), El Bandolero (#17), Sheeze A Breeze (#18), Cascatella (#19)

Track Rating: Good 4, Weather: Fine, Rail Position: True

Section													
Field Times		L1000	L800	L600	L400	L200							
		1:00.18	0:48.41	0:35.89	0:23.74	0:12.08							
		(0:11.78)	(0:12.51)	(0:12.15)	(0:11.66)	(0:12.08)							
Position	#	Horse/Jockey	Barrier	Top Speed [km/h]	Fastest Section	First 400m	L1000	L800	L600	L400	L200	Margin	Distance Travelled From Winner [m]
1	11	BLISSFULL LADY	11	67.4	0:11.09	0:27.90	0:57.20 [14]	0:45.56 [14]	0:34.24 [14]	0:22.89 [13]	0:11.80 [8]	2:15.52	2:15.52
		Bill Jacobson		600-400	400-200		(0:11.64)	(0:11.32)	(0:11.35)	(0:11.09)	(0:11.80)		
2	15	ALL SHOOK UP	15	65.2	0:11.36	0:26.76	0:58.48 [8]	0:46.81 [8]	0:35.19 [9]	0:23.46 [9]	0:12.10 [4]	0.13L	0.13L
		Kelly Myers		400-200	400-200		(0:11.67)	(0:11.62)	(0:11.73)	(0:11.36)	(0:12.10)		
3	9	NORTHERN RAIDER	9	65.5	0:11.49	0:25.74	0:59.81 [4]	0:48.00 [4]	0:35.55 [5]	0:23.78 [4]	0:12.29 [1]	0.08L	0.08L
		Ulrika Holmquist		600-400	400-200		(0:11.81)	(0:12.45)	(0:11.77)	(0:11.49)	(0:12.28)		
4	5	CIMARRON	5	65.9	0:11.36	0:26.93	0:58.65 [9]	0:46.97 [9]	0:35.46 [8]	0:23.74 [8]	0:12.38 [2]	0.16L	0.16L
		Lynsey Satherley		400-200	400-200		(0:11.68)	(0:11.51)	(0:11.72)	(0:11.36)	(0:12.38)		
5	3	HULA BEAT	3	65.9	0:11.44	0:26.88	0:58.93 [7]	0:47.33 [7]	0:35.57 [7]	0:23.80 [7]	0:12.36 [5]	0.04L	0.04L
		Ngakau Hailey		600-400	400-200		(0:11.60)	(0:11.76)	(0:11.77)	(0:11.44)	(0:12.36)		
6	8	ROC DANCER	8	63.6	0:11.59	0:26.54	0:59.43 [5]	0:47.66 [5]	0:35.83 [4]	0:24.04 [3]	0:12.45 [3]	0.05L	0.05L
		Lily Sutherland		1000-800	400-200		(0:11.77)	(0:11.83)	(0:11.79)	(0:11.59)	(0:12.45)		
7	2	CHOOSE 'EM BIG	2	63.6	0:11.63	0:26.32	0:59.49 [6]	0:47.80 [6]	0:35.89 [6]	0:24.18 [6]	0:12.55 [7]	0.23L	0.23L
		Jasmine Fawcett		400-200	400-200		(0:11.69)	(0:11.91)	(0:11.71)	(0:11.63)	(0:12.55)		
8	6	ESPRESSO TO GO	6	63.6	0:11.70	0:26.07	1:00.90 [1]	0:49.13 [1]	0:36.62 [1]	0:24.46 [1]	0:12.65 [6]	0.03L	0.03L
		Kazuya Asano		1200-1000	1200-1000		(0:11.77)	(0:12.51)	(0:12.16)	(0:11.81)	(0:12.65)		
9	1	DEVOTED	1	65.8	0:11.32	0:27.51	0:58.53 [11]	0:46.75 [11]	0:35.28 [11]	0:23.84 [11]	0:12.52 [9]	0.05L	0.05L
		Niranjan Parmar		400-200	400-200		(0:11.78)	(0:11.47)	(0:11.44)	(0:11.32)	(0:12.52)		
10	7	WITHALLMYHEART	7	64.8	0:11.44	0:27.14	0:58.82 [10]	0:47.00 [10]	0:35.56 [10]	0:24.03 [10]	0:12.18 [13]	0.04L	0.04L
		Tayla Mitchell		800-600	800-600		(0:11.82)	(0:11.44)	(0:11.53)	(0:11.85)	(0:12.18)		

Scratched: Mischief Managed (#12), You Know (#16), El Bandolero (#17), Sheeze A Breeze (#18), Cascatella (#19)

Track Rating: Good 4, Weather: Fine, Rail Position: True

Section														
Field Times		L1000	L800	L600	L400	L200								
		1:00.18 (0:11.78)	0:48.41 (0:12.51)	0:35.89 (0:12.15)	0:23.74 (0:11.66)	0:12.08 (0:12.08)								
Position	#	Horse/Jockey	Barrier	Top Speed [km/h]	Fastest Section	First 400m	L1000	L800	L600	L400	L200	Margin	Distance Travelled From Winner [m]	
11	13	SELVA VERDE	13	64.6	0:11.66	0:25.51	1:01.07 [2]	0:49.07 [3]	0:36.60 [3]	0:24.52 [5]	0:12.61 [10]	0.18L	0.18L	
		Triston Moodley		2200-2000	2000-1800		(0:12.00)	(0:12.47)	(0:12.08)	(0:11.91)	(0:12.61)			
12	4	GOD OF EROS	4	64.8	0:11.32	0:27.59	0:58.63 [12]	0:46.81 [13]	0:35.49 [12]	0:24.07 [12]	0:12.59 [12]	0.06L	0.06L	
		Doni Prastiyou		400-200	800-600		(0:11.82)	(0:11.32)	(0:11.42)	(0:11.48)	(0:12.59)			
13	14	EVE'S SONG	14	65.8	0:11.37	0:27.66	0:58.83 [13]	0:47.12 [12]	0:35.75 [13]	0:24.18 [14]	0:12.60 [14]	0.31L	0.31L	
		Courtney Barnes		800-600	800-600		(0:11.71)	(0:11.37)	(0:11.56)	(0:11.57)	(0:12.60)			
14	10	TOMMY PERFECT	10	65.7	0:11.55	0:25.39	1:01.68 [3]	0:49.92 [2]	0:37.40 [2]	0:25.28 [2]	0:13.21 [11]	0.28L	0.28L	
		Ace Lawson-Carroll		2200-2000	2000-1800		(0:11.76)	(0:12.52)	(0:12.12)	(0:12.07)	(0:13.21)			

Scratched: Mischief Managed (#12), You Know (#16), El Bandolero (#17), Sheeze A Breeze (#18), Cascatella (#19)

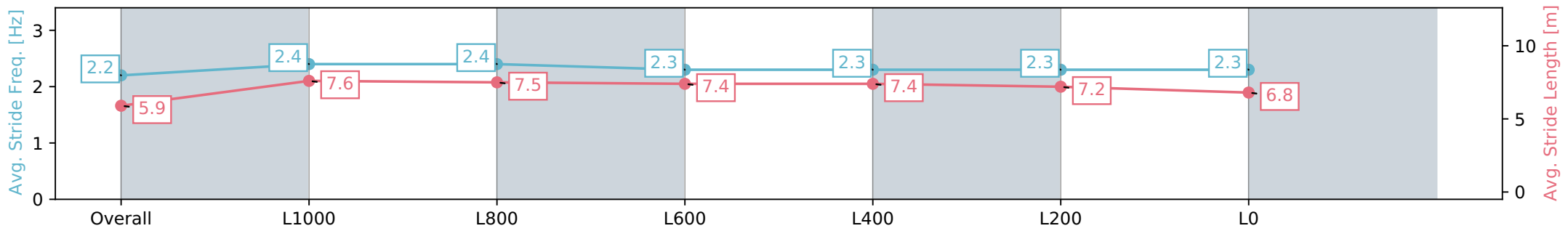
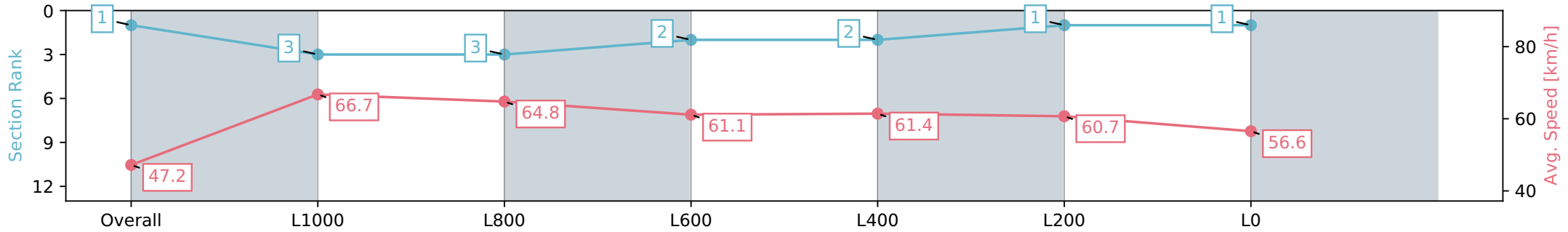
Horse/Jockey Name	BLISSFULL LADY
Finish Rank	1
Fastest Section Time (Section)	0:11.09 (L400)
Top Speed [km/h] (Section)	67.4 (L600)
Race State	Finished



Pukekohe Park - Professional
 Race 8: SKYCITY HORIZON 2200 - 2200m
 06 April 2024 - 4:40PM
 Track Rating: Good 4, Weather: Fine, Rail Position: True



Section	Overall	L2000	L1800	L1600	L1400	L1200	L1000	L800	L600	L400	L200
Section Times	2:15.52 [1] (0:15.74)	1:59.78 [14] (0:12.16)	1:47.62 [14] (0:12.57)	1:35.04 [14] (0:12.39)	1:22.65 [14] (0:12.99)	1:09.66 [14] (0:12.46)	0:57.20 [14] (0:11.64)	0:45.56 [14] (0:11.32)	0:34.24 [14] (0:11.35)	0:22.89 [13] (0:11.09)	0:11.80 [8] (0:11.80)
Average Speed [km/h]	45.9	59.8	57.4	58.2	55.5	57.8	62.1	64.4	64.6	65.0	61.1
Top Speed [km/h]	61.0	61.9	58.1	58.9	58.7	60.2	63.6	65.9	67.4	67.4	63.0
Avg. Dist. to Rail [m]	12.0	2.7	0.3	0.2	0.3	0.4	0.6	2.3	5.3	10.6	9.2
Avg. Stride Freq. [Hz]	2.1	2.3	2.3	2.3	2.2	2.2	2.3	2.3	2.3	2.3	2.3
Avg. Stride Length [m]	6.1	7.2	7.0	7.1	7.0	7.3	7.6	7.7	7.7	7.7	7.4



- [] Ranking at each section and finish
- :-:- No data available at this section
- NA No data available

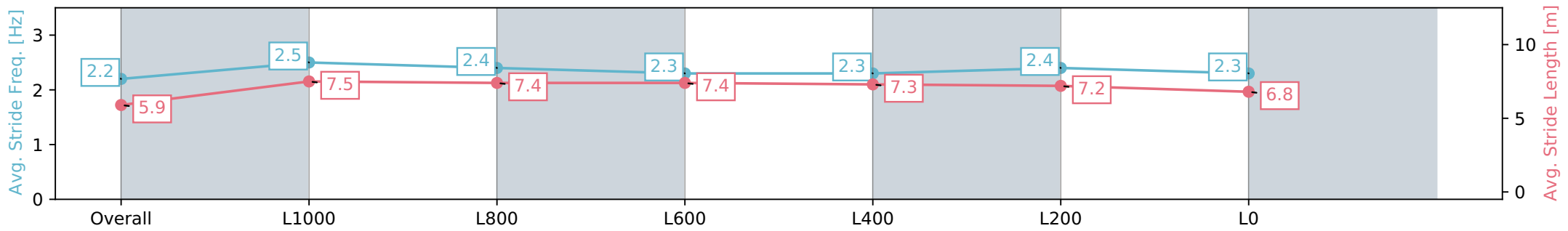
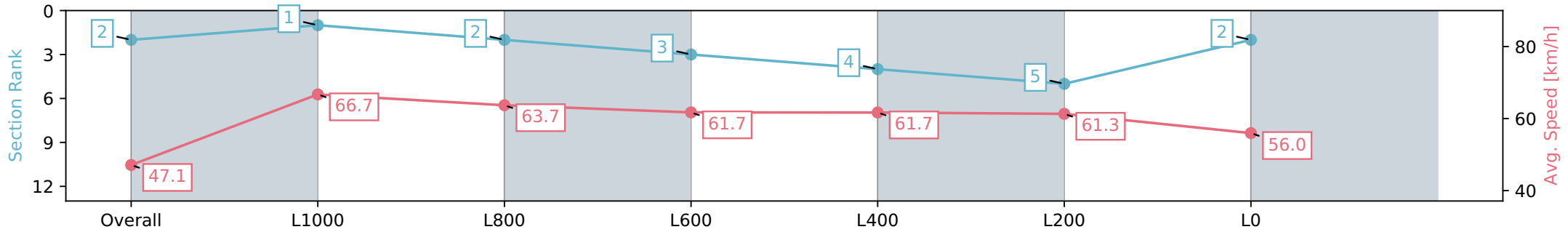
Horse/Jockey Name	ALL SHOOK UP
Finish Rank	2
Fastest Section Time (Section)	0:11.36 (L400)
Top Speed [km/h] (Section)	65.2 (L400)
Race State	Finished



Pukekohe Park - Professional
 Race 8: SKYCITY HORIZON 2200 - 2200m
 06 April 2024 - 4:40PM
 Track Rating: Good 4, Weather: Fine, Rail Position: True



Section	Overall	L2000	L1800	L1600	L1400	L1200	L1000	L800	L600	L400	L200
Section Times	2:15.65 [2] (0:14.78)	2:00.87 [7] (0:11.98)	1:48.89 [7] (0:12.28)	1:36.60 [7] (0:12.73)	1:23.87 [7] (0:13.02)	1:10.85 [8] (0:12.37)	0:58.48 [8] (0:11.67)	0:46.81 [8] (0:11.62)	0:35.19 [9] (0:11.73)	0:23.46 [9] (0:11.36)	0:12.10 [4] (0:12.10)
Average Speed [km/h]	48.7	60.2	58.3	56.1	55.5	58.1	61.8	62.9	62.4	63.4	59.5
Top Speed [km/h]	60.9	61.6	58.7	58.4	56.2	60.0	63.9	63.6	64.8	65.2	61.2
Avg. Dist. to Rail [m]	5.8	1.4	1.1	1.2	0.4	0.1	0.9	2.1	5.3	10.6	11.0
Avg. Stride Freq. [Hz]	2.1	2.2	2.2	2.1	2.1	2.1	2.2	2.2	2.2	2.3	2.2
Avg. Stride Length [m]	6.2	7.5	7.5	7.3	7.4	7.7	7.9	7.9	7.8	7.8	7.5



- [] Ranking at each section and finish
- :-:- No data available at this section
- NA No data available

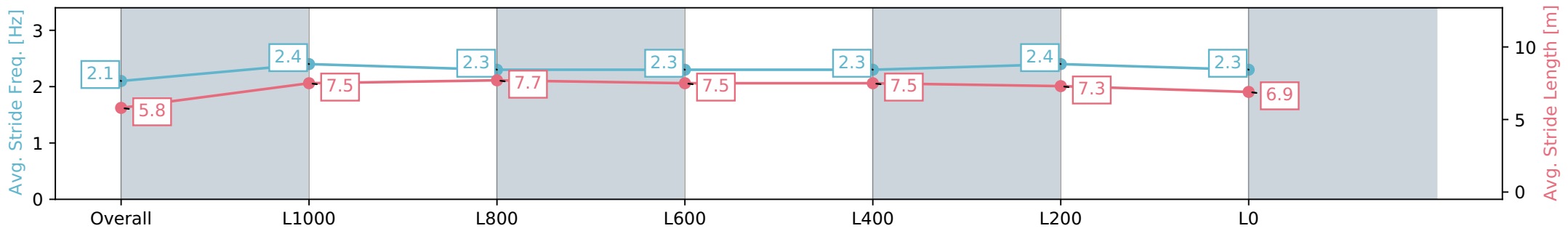
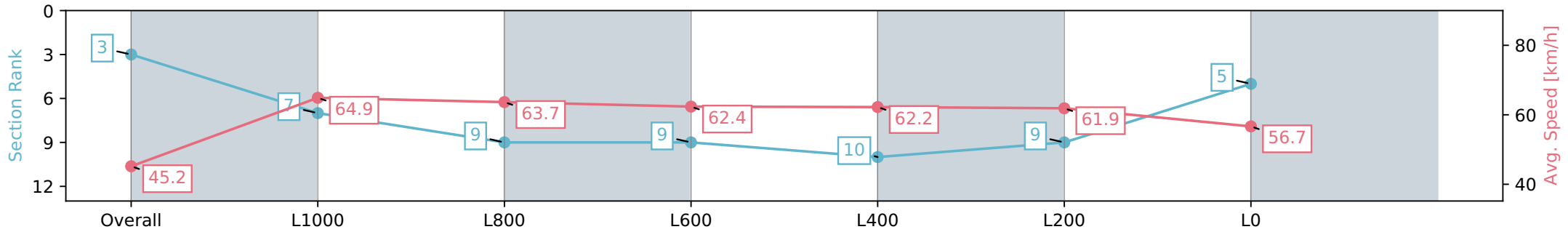
Horse/Jockey Name	NORTHERN RAIDER
Finish Rank	3
Fastest Section Time (Section)	0:11.49 (L400)
Top Speed [km/h] (Section)	65.5 (L600)
Race State	Finished



Pukekohe Park - Professional
 Race 8: SKYCITY HORIZON 2200 - 2200m
 06 April 2024 - 4:40PM
 Track Rating: Good 4, Weather: Fine, Rail Position: True



Section	Overall	L2000	L1800	L1600	L1400	L1200	L1000	L800	L600	L400	L200
Section Times	2:15.73 [3] (0:14.06)	2:01.67 [3] (0:11.68)	1:49.99 [3] (0:12.46)	1:37.53 [3] (0:12.77)	1:24.76 [4] (0:12.96)	1:11.80 [4] (0:11.99)	0:59.81 [4] (0:11.81)	0:48.00 [4] (0:12.45)	0:35.55 [5] (0:11.77)	0:23.78 [4] (0:11.49)	0:12.29 [1] (0:12.28)
Average Speed [km/h]	51.1	62.3	58.2	57.0	55.4	60.1	61.1	58.4	62.2	62.5	58.6
Top Speed [km/h]	64.7	65.0	60.4	57.9	56.3	62.2	62.6	60.1	65.5	64.8	60.3
Avg. Dist. to Rail [m]	7.7	2.9	1.2	1.4	1.1	0.5	0.6	2.0	3.8	7.1	7.8
Avg. Stride Freq. [Hz]	2.2	2.3	2.2	2.2	2.1	2.2	2.2	2.1	2.2	2.2	2.2
Avg. Stride Length [m]	6.3	7.5	7.4	7.4	7.2	7.7	7.8	7.6	7.8	7.8	7.4



Report Created: Sat 06 April 2024 15:00:22 GMT+11 (Note: Timing is based on positional data)

- [] Ranking at each section and finish
- :-:- No data available at this section
- NA No data available



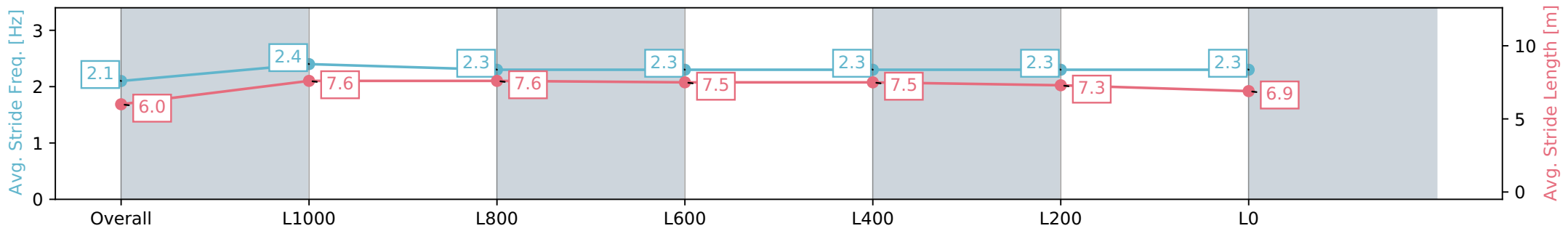
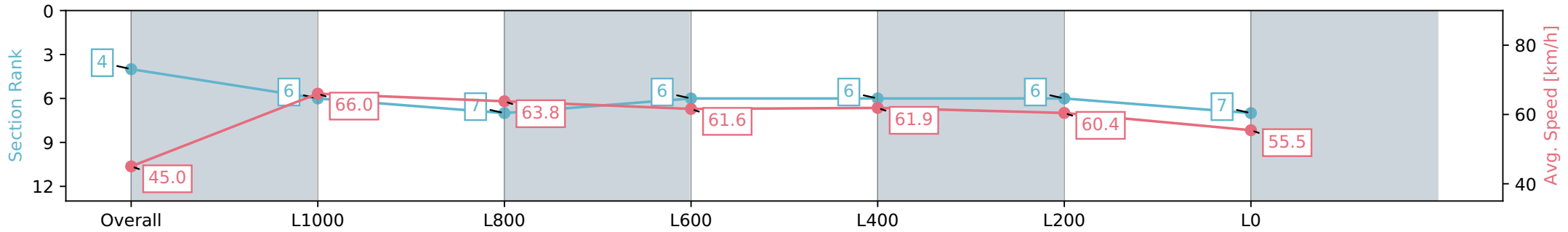
Horse/Jockey Name	CIMARRON
Finish Rank	4
Fastest Section Time (Section)	0:11.36 (L400)
Top Speed [km/h] (Section)	65.9 (L400)
Race State	Finished



Pukekohe Park - Professional
 Race 8: SKYCITY HORIZON 2200 - 2200m
 06 April 2024 - 4:40PM
 Track Rating: Good 4, Weather: Fine, Rail Position: True



Section	Overall	L2000	L1800	L1600	L1400	L1200	L1000	L800	L600	L400	L200
Section Times	2:15.89 [4] (0:14.98)	2:00.91 [9] (0:11.95)	1:48.96 [9] (0:12.60)	1:36.36 [10] (0:12.48)	1:23.88 [10] (0:12.91)	1:10.97 [9] (0:12.32)	0:58.65 [9] (0:11.68)	0:46.97 [9] (0:11.51)	0:35.46 [8] (0:11.72)	0:23.74 [8] (0:11.36)	0:12.38 [2] (0:12.38)
Average Speed [km/h]	48.2	61.0	57.7	58.0	55.7	58.6	62.0	63.6	63.1	63.3	58.4
Top Speed [km/h]	61.3	62.0	58.5	59.1	57.3	60.7	63.6	64.4	65.5	65.9	60.8
Avg. Dist. to Rail [m]	8.7	3.1	1.6	0.9	1.5	1.6	1.5	3.1	7.7	13.0	13.4
Avg. Stride Freq. [Hz]	2.1	2.3	2.3	2.3	2.2	2.2	2.3	2.3	2.3	2.4	2.3
Avg. Stride Length [m]	6.2	7.2	7.0	7.2	7.1	7.4	7.4	7.6	7.5	7.4	7.1



- [] Ranking at each section and finish
- :-:- No data available at this section
- NA No data available

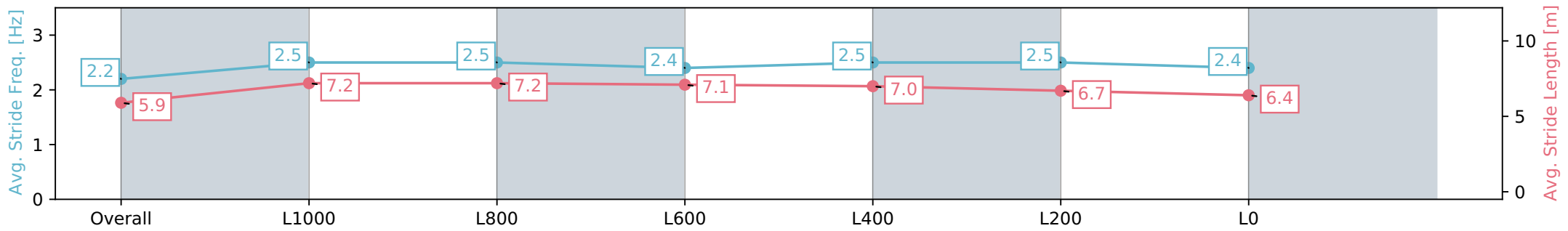
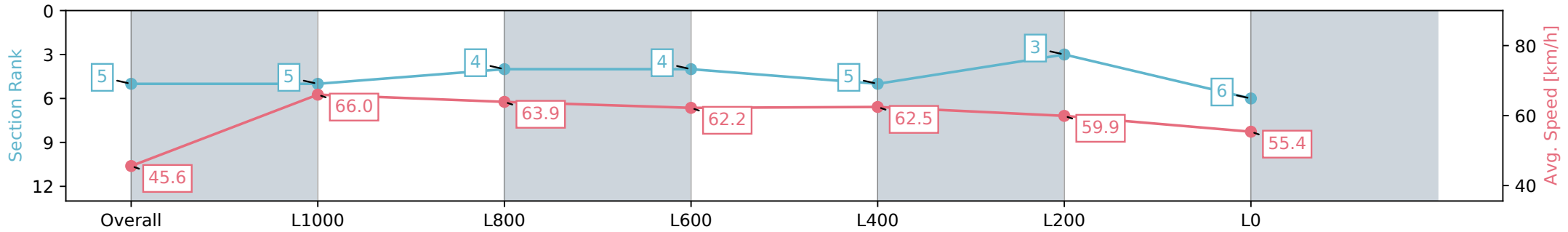
Horse/Jockey Name	HULA BEAT
Finish Rank	5
Fastest Section Time (Section)	0:11.44 (L400)
Top Speed [km/h] (Section)	65.9 (L600)
Race State	Finished



Pukekohe Park - Professional
 Race 8: SKYCITY HORIZON 2200 - 2200m
 06 April 2024 - 4:40PM
 Track Rating: Good 4, Weather: Fine, Rail Position: True



Section	Overall	L2000	L1800	L1600	L1400	L1200	L1000	L800	L600	L400	L200
Section Times	2:15.93 [5] (0:14.83)	2:01.10 [8] (0:12.05)	1:49.05 [8] (0:12.35)	1:36.70 [8] (0:12.60)	1:24.10 [8] (0:12.90)	1:11.20 [7] (0:12.27)	0:58.93 [7] (0:11.60)	0:47.33 [7] (0:11.76)	0:35.57 [7] (0:11.77)	0:23.80 [7] (0:11.44)	0:12.36 [5] (0:12.36)
Average Speed [km/h]	48.6	60.1	58.5	57.7	55.8	58.6	62.7	63.0	63.2	63.0	58.3
Top Speed [km/h]	60.5	62.3	60.0	60.0	56.5	60.8	64.7	63.9	65.9	65.9	60.2
Avg. Dist. to Rail [m]	7.2	2.3	0.7	1.6	2.2	1.4	1.5	5.0	9.2	12.8	11.5
Avg. Stride Freq. [Hz]	2.2	2.3	2.3	2.2	2.2	2.2	2.3	2.3	2.3	2.3	2.2
Avg. Stride Length [m]	6.0	7.3	7.2	7.2	7.1	7.4	7.7	7.8	7.7	7.5	7.2



Report Created: Sat 06 April 2024 15:00:31 GMT+11 (Note: Timing is based on positional data)

- [] Ranking at each section and finish
- :-:- No data available at this section
- NA No data available



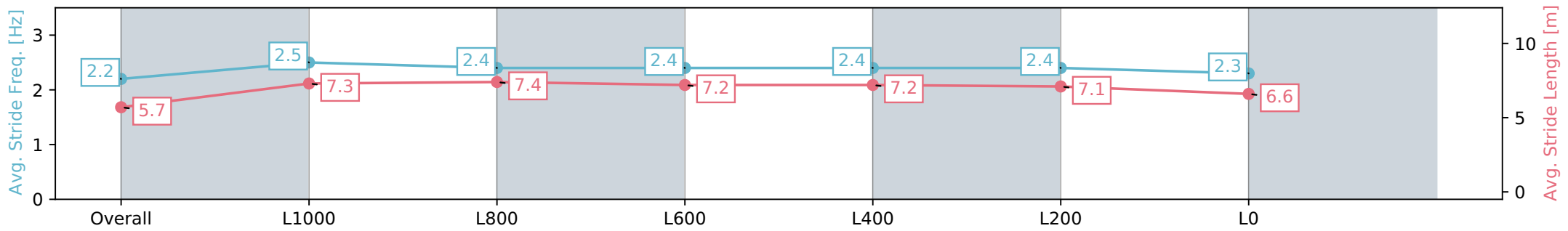
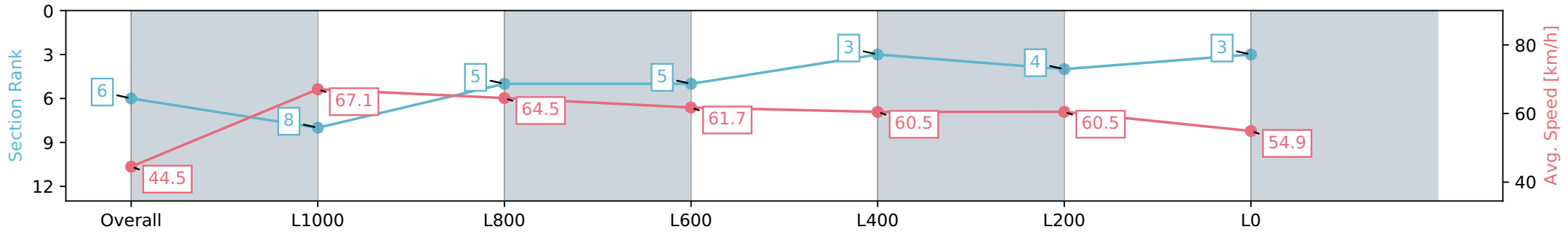
Horse/Jockey Name	ROC DANCER
Finish Rank	6
Fastest Section Time (Section)	0:11.59 (L400)
Top Speed [km/h] (Section)	63.6 (L1000)
Race State	Finished



Pukekohe Park - Professional
 Race 8: SKYCITY HORIZON 2200 - 2200m
 06 April 2024 - 4:40PM
 Track Rating: Good 4, Weather: Fine, Rail Position: True



Section	Overall	L2000	L1800	L1600	L1400	L1200	L1000	L800	L600	L400	L200
Section Times	2:15.98 [6] (0:14.50)	2:01.48 [6] (0:12.04)	1:49.44 [6] (0:12.24)	1:37.20 [6] (0:12.77)	1:24.43 [6] (0:12.73)	1:11.70 [5] (0:12.27)	0:59.43 [5] (0:11.77)	0:47.66 [5] (0:11.83)	0:35.83 [4] (0:11.79)	0:24.04 [3] (0:11.59)	0:12.45 [3] (0:12.45)
Average Speed [km/h]	49.9	60.2	58.9	56.0	56.6	58.8	61.4	62.0	62.1	62.3	57.6
Top Speed [km/h]	61.7	62.3	59.7	57.8	57.8	59.6	63.6	63.3	63.3	63.5	60.1
Avg. Dist. to Rail [m]	5.1	1.8	0.2	0.5	0.8	1.0	1.3	2.7	4.9	8.8	9.8
Avg. Stride Freq. [Hz]	2.2	2.3	2.3	2.2	2.2	2.2	2.3	2.2	2.2	2.3	2.2
Avg. Stride Length [m]	6.2	7.3	7.2	7.1	7.2	7.4	7.6	7.7	7.7	7.6	7.3



- [] Ranking at each section and finish
- :-:- No data available at this section
- NA No data available

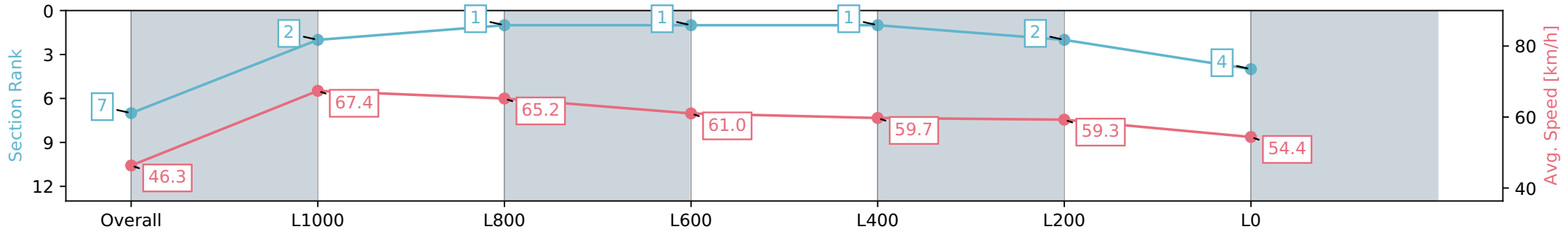
Horse/Jockey Name	CHOOSE 'EM BIG
Finish Rank	7
Fastest Section Time (Section)	0:11.63 (L400)
Top Speed [km/h] (Section)	63.6 (L400)
Race State	Finished



Pukekohe Park - Professional
 Race 8: SKYCITY HORIZON 2200 - 2200m
 06 April 2024 - 4:40PM
 Track Rating: Good 4, Weather: Fine, Rail Position: True



Section	Overall	L2000	L1800	L1600	L1400	L1200	L1000	L800	L600	L400	L200
Section Times	2:16.21 [7] (0:14.25)	2:01.96 [5] (0:12.07)	1:49.89 [5] (0:12.28)	1:37.60 [5] (0:12.82)	1:24.78 [5] (0:12.96)	1:11.82 [6] (0:12.33)	0:59.49 [6] (0:11.69)	0:47.80 [6] (0:11.91)	0:35.89 [6] (0:11.71)	0:24.18 [6] (0:11.63)	0:12.55 [7] (0:12.55)
Average Speed [km/h]	50.7	59.7	58.5	56.0	55.8	58.2	61.9	61.1	62.5	61.8	57.4
Top Speed [km/h]	62.5	62.5	59.9	58.0	56.0	60.5	63.0	61.9	63.3	63.6	59.4
Avg. Dist. to Rail [m]	3.2	1.2	0.4	0.2	0.6	0.5	1.0	1.8	3.5	4.9	4.6
Avg. Stride Freq. [Hz]	2.1	2.1	2.1	2.1	2.0	2.1	2.2	2.2	2.2	2.2	2.1
Avg. Stride Length [m]	6.5	7.8	7.6	7.5	7.5	7.9	7.9	7.9	8.0	7.9	7.5



- [] Ranking at each section and finish
- :-:- No data available at this section
- NA No data available

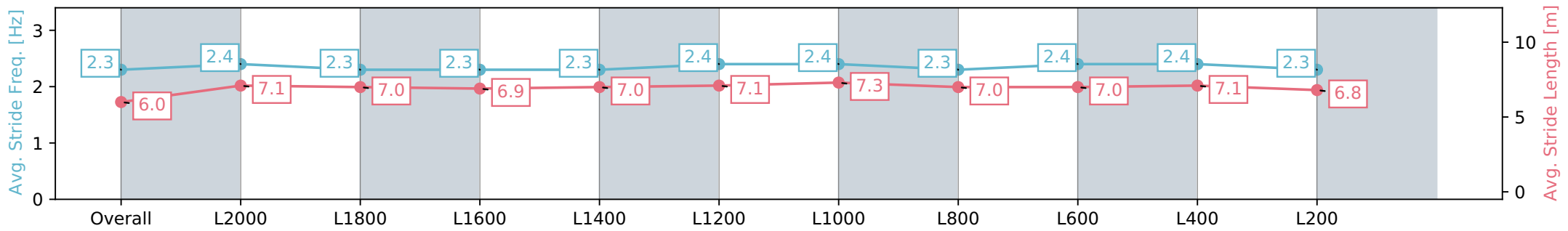
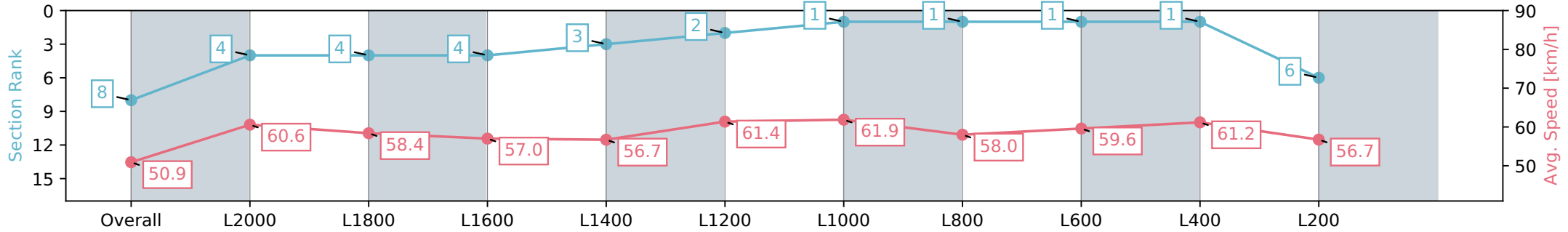
Horse/Jockey Name	ESPRESSO TO GO
Finish Rank	8
Fastest Section Time (Section)	0:11.70 (L1200)
Top Speed [km/h] (Section)	63.6 (L1200)
Race State	Finished



Pukekohe Park - Professional
 Race 8: SKYCITY HORIZON 2200 - 2200m
 06 April 2024 - 4:40PM
 Track Rating: Good 4, Weather: Fine, Rail Position: True



Section	Overall	L2000	L1800	L1600	L1400	L1200	L1000	L800	L600	L400	L200
Section Times	2:16.24 [8] (0:14.16)	2:02.08 [4] (0:11.91)	1:50.17 [4] (0:12.28)	1:37.89 [4] (0:12.56)	1:25.32 [3] (0:12.72)	1:12.60 [2] (0:11.70)	1:00.90 [1] (0:11.77)	0:49.13 [1] (0:12.51)	0:36.62 [1] (0:12.16)	0:24.46 [1] (0:11.81)	0:12.65 [6] (0:12.65)
Average Speed [km/h]	50.9	60.6	58.4	57.0	56.7	61.4	61.9	58.0	59.6	61.2	56.7
Top Speed [km/h]	63.0	62.9	59.4	58.4	58.4	63.6	63.5	60.2	62.8	62.6	58.7
Avg. Dist. to Rail [m]	4.1	1.6	1.1	0.4	1.0	1.2	1.8	1.5	2.3	5.5	6.5
Avg. Stride Freq. [Hz]	2.3	2.4	2.3	2.3	2.3	2.4	2.4	2.3	2.4	2.4	2.3
Avg. Stride Length [m]	6.0	7.1	7.0	6.9	7.0	7.1	7.3	7.0	7.0	7.1	6.8



Report Created: Sat 06 April 2024 15:00:45 GMT+11 (Note: Timing is based on positional data)

- [] Ranking at each section and finish
- :-:- No data available at this section
- NA No data available



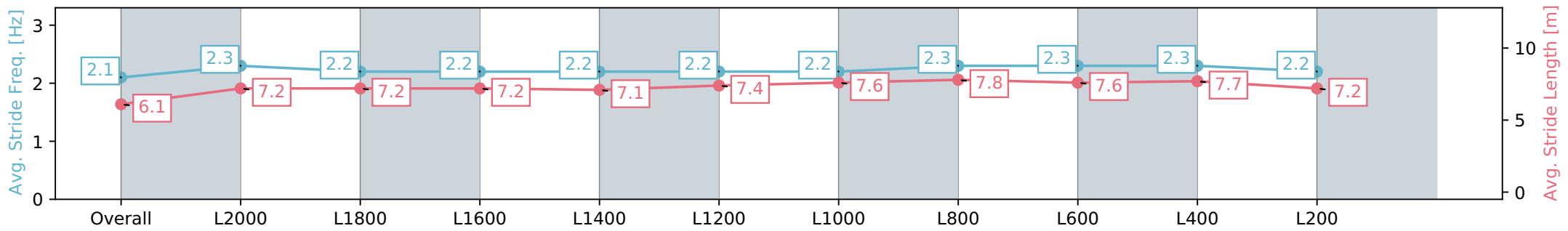
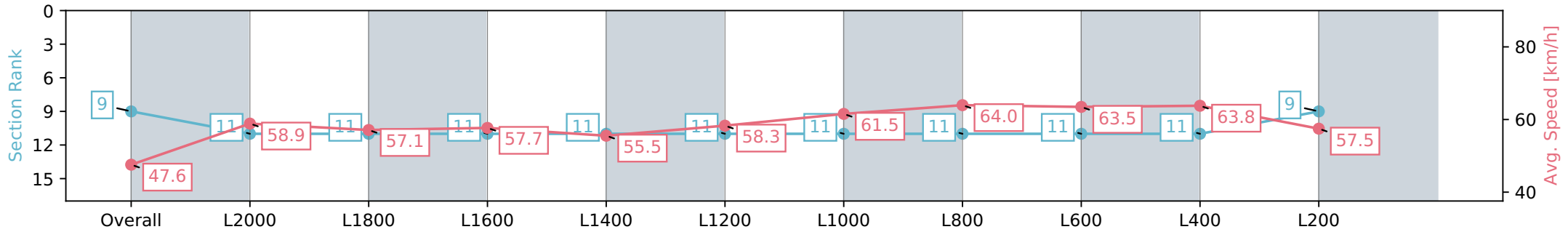
Horse/Jockey Name	DEVOTED
Finish Rank	9
Fastest Section Time (Section)	0:11.32 (L400)
Top Speed [km/h] (Section)	65.8 (L400)
Race State	Finished



Pukekohe Park - Professional
 Race 8: SKYCITY HORIZON 2200 - 2200m
 06 April 2024 - 4:40PM
 Track Rating: Good 4, Weather: Fine, Rail Position: True



Section	Overall	L2000	L1800	L1600	L1400	L1200	L1000	L800	L600	L400	L200
Section Times	2:16.29 [9] (0:15.20)	2:01.09 [11] (0:12.31)	1:48.78 [11] (0:12.53)	1:36.25 [11] (0:12.44)	1:23.81 [11] (0:12.96)	1:10.85 [11] (0:12.32)	0:58.53 [11] (0:11.78)	0:46.75 [11] (0:11.47)	0:35.28 [11] (0:11.44)	0:23.84 [11] (0:11.32)	0:12.52 [9] (0:12.52)
Average Speed [km/h]	47.6	58.9	57.1	57.7	55.5	58.3	61.5	64.0	63.5	63.8	57.5
Top Speed [km/h]	60.5	60.6	58.5	58.5	58.0	60.2	63.5	64.5	65.2	65.8	60.9
Avg. Dist. to Rail [m]	10.2	2.6	1.2	0.5	0.6	0.6	1.0	2.9	3.1	7.8	8.4
Avg. Stride Freq. [Hz]	2.1	2.3	2.2	2.2	2.2	2.2	2.2	2.3	2.3	2.3	2.2
Avg. Stride Length [m]	6.1	7.2	7.2	7.2	7.1	7.4	7.6	7.8	7.6	7.7	7.2



Report Created: Sat 06 April 2024 15:00:49 GMT+11 (Note: Timing is based on positional data)

- [] Ranking at each section and finish
- :-:- No data available at this section
- NA No data available



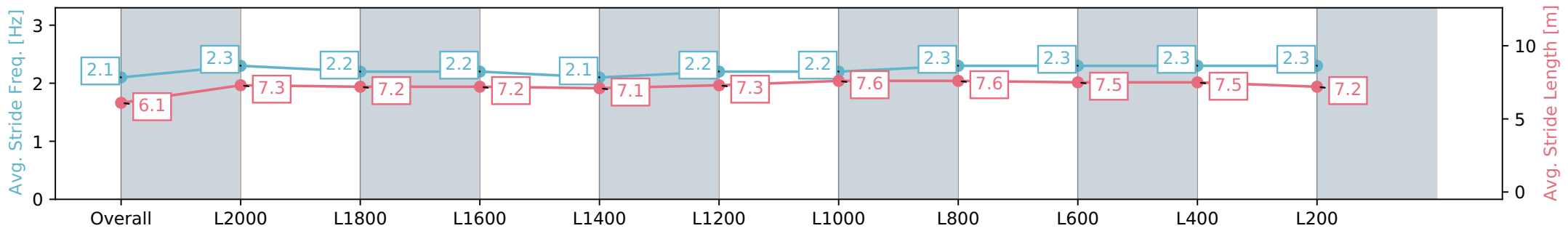
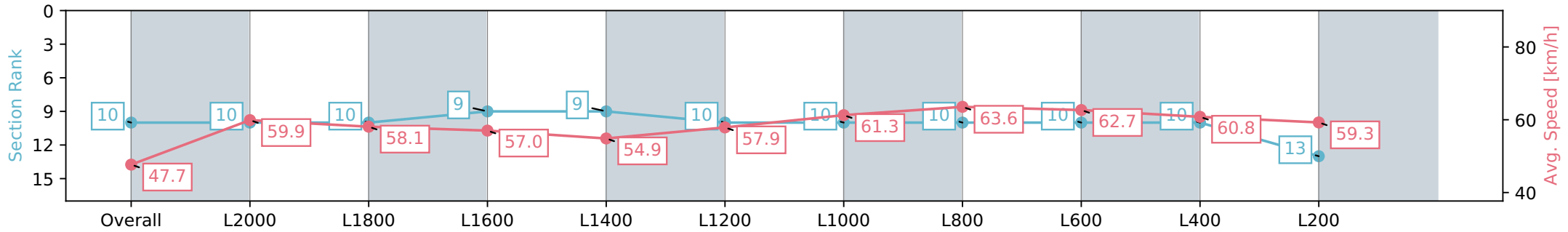
Horse/Jockey Name	WITHALLMYHEART
Finish Rank	10
Fastest Section Time (Section)	0:11.44 (L800)
Top Speed [km/h] (Section)	64.8 (L800)
Race State	Finished



Pukekohe Park - Professional
 Race 8: SKYCITY HORIZON 2200 - 2200m
 06 April 2024 - 4:40PM
 Track Rating: Good 4, Weather: Fine, Rail Position: True



Section	Overall	L2000	L1800	L1600	L1400	L1200	L1000	L800	L600	L400	L200
Section Times	2:16.33 [10] (0:15.15)	2:01.18 [10] (0:11.99)	1:49.19 [10] (0:12.28)	1:36.91 [9] (0:12.56)	1:24.34 [9] (0:13.08)	1:11.26 [10] (0:12.44)	0:58.82 [10] (0:11.82)	0:47.00 [10] (0:11.44)	0:35.56 [10] (0:11.53)	0:24.03 [10] (0:11.85)	0:12.18 [13] (0:12.18)
Average Speed [km/h]	47.7	59.9	58.1	57.0	54.9	57.9	61.3	63.6	62.7	60.8	59.3
Top Speed [km/h]	60.6	61.3	58.8	58.2	56.6	60.0	63.1	64.8	64.7	64.0	60.0
Avg. Dist. to Rail [m]	5.1	1.2	1.7	1.3	0.6	0.4	0.6	1.6	2.3	3.7	4.2
Avg. Stride Freq. [Hz]	2.1	2.3	2.2	2.2	2.1	2.2	2.2	2.3	2.3	2.3	2.3
Avg. Stride Length [m]	6.1	7.3	7.2	7.2	7.1	7.3	7.6	7.6	7.5	7.5	7.2



Report Created: Sat 06 April 2024 15:00:54 GMT+11 (Note: Timing is based on positional data)

- [] Ranking at each section and finish
- :-:- No data available at this section
- NA No data available



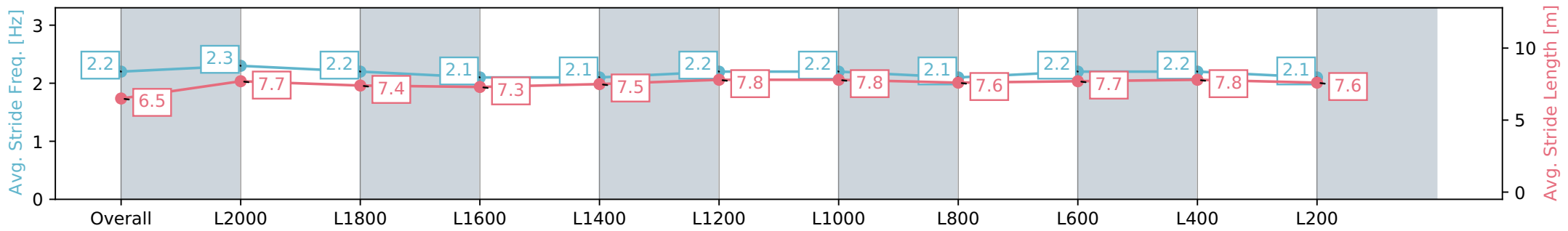
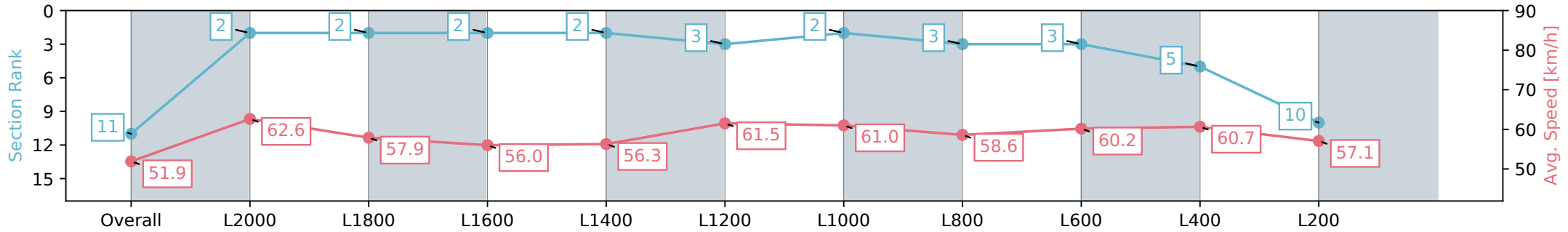
Horse/Jockey Name	SELVA VERDE
Finish Rank	11
Fastest Section Time (Section)	0:11.66 (L2000)
Top Speed [km/h] (Section)	64.6 (Overall)
Race State	Finished



Pukekohe Park - Professional
 Race 8: SKYCITY HORIZON 2200 - 2200m
 06 April 2024 - 4:40PM
 Track Rating: Good 4, Weather: Fine, Rail Position: True



Section	Overall	L2000	L1800	L1600	L1400	L1200	L1000	L800	L600	L400	L200
Section Times	2:16.51 [11] (0:13.85)	2:02.66 [2] (0:11.66)	1:51.00 [2] (0:12.54)	1:38.46 [2] (0:12.87)	1:25.59 [2] (0:12.82)	1:12.77 [3] (0:11.70)	1:01.07 [2] (0:12.00)	0:49.07 [3] (0:12.47)	0:36.60 [3] (0:12.08)	0:24.52 [5] (0:11.91)	0:12.61 [10] (0:12.61)
Average Speed [km/h]	51.9	62.6	57.9	56.0	56.3	61.5	61.0	58.6	60.2	60.7	57.1
Top Speed [km/h]	64.6	64.4	59.7	56.7	58.1	63.4	62.8	59.6	61.5	62.4	60.2
Avg. Dist. to Rail [m]	4.2	3.6	1.2	0.5	1.5	1.6	2.7	2.7	3.2	6.8	7.1
Avg. Stride Freq. [Hz]	2.2	2.3	2.2	2.1	2.1	2.2	2.2	2.1	2.2	2.2	2.1
Avg. Stride Length [m]	6.5	7.7	7.4	7.3	7.5	7.8	7.8	7.6	7.7	7.8	7.6



Report Created: Sat 06 April 2024 15:00:59 GMT+11 (Note: Timing is based on positional data)

- [] Ranking at each section and finish
- :-:- No data available at this section
- NA No data available



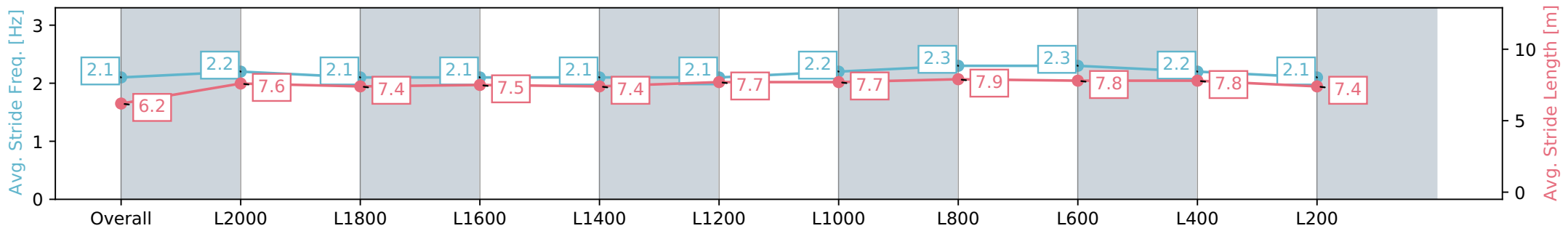
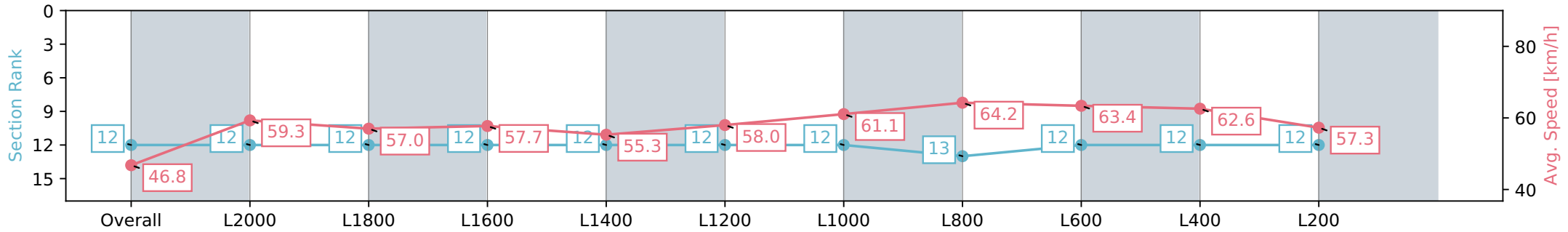
Horse/Jockey Name	GOD OF EROS
Finish Rank	12
Fastest Section Time (Section)	0:11.32 (L800)
Top Speed [km/h] (Section)	64.8 (L400)
Race State	Finished



Pukekohe Park - Professional
 Race 8: SKYCITY HORIZON 2200 - 2200m
 06 April 2024 - 4:40PM
 Track Rating: Good 4, Weather: Fine, Rail Position: True



Section	Overall	L2000	L1800	L1600	L1400	L1200	L1000	L800	L600	L400	L200
Section Times	2:16.57 [12] (0:15.47)	2:01.10 [12] (0:12.12)	1:48.98 [12] (0:12.51)	1:36.47 [12] (0:12.40)	1:24.07 [12] (0:13.01)	1:11.06 [12] (0:12.43)	0:58.63 [12] (0:11.82)	0:46.81 [13] (0:11.32)	0:35.49 [12] (0:11.42)	0:24.07 [12] (0:11.48)	0:12.59 [12] (0:12.59)
Average Speed [km/h]	46.8	59.3	57.0	57.7	55.3	58.0	61.1	64.2	63.4	62.6	57.3
Top Speed [km/h]	61.0	61.7	58.0	58.4	57.7	60.6	63.7	64.8	64.8	64.8	59.1
Avg. Dist. to Rail [m]	10.6	1.5	1.6	1.0	0.1	0.2	0.6	1.4	2.3	7.4	10.7
Avg. Stride Freq. [Hz]	2.1	2.2	2.1	2.1	2.1	2.1	2.2	2.3	2.3	2.2	2.1
Avg. Stride Length [m]	6.2	7.6	7.4	7.5	7.4	7.4	7.7	7.9	7.8	7.8	7.4



Report Created: Sat 06 April 2024 15:01:05 GMT+11 (Note: Timing is based on positional data)

- [] Ranking at each section and finish
- :-:- No data available at this section
- NA No data available



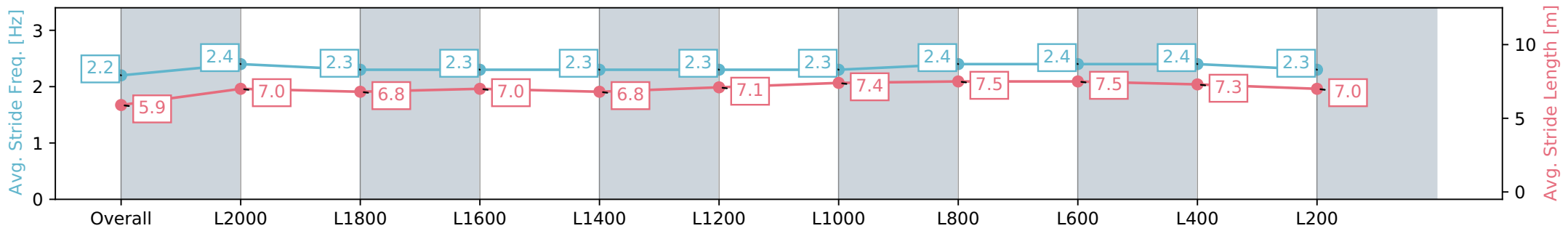
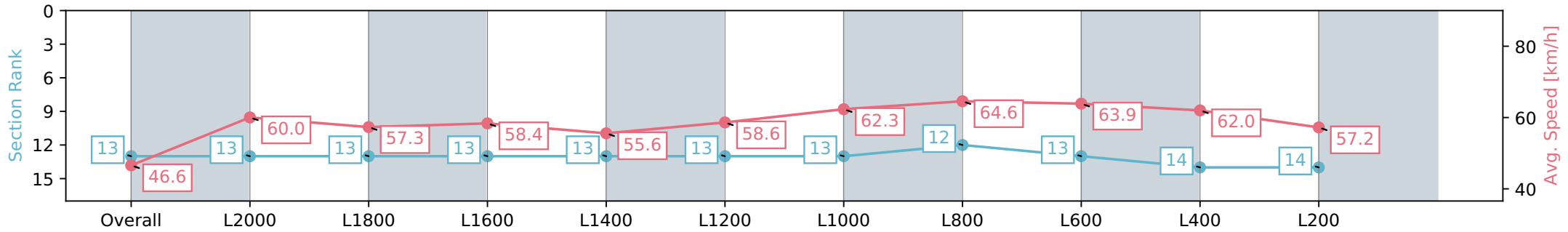
Horse/Jockey Name	EVE'S SONG
Finish Rank	13
Fastest Section Time (Section)	0:11.37 (L800)
Top Speed [km/h] (Section)	65.8 (L800)
Race State	Finished



Pukekohe Park - Professional
 Race 8: SKYCITY HORIZON 2200 - 2200m
 06 April 2024 - 4:40PM
 Track Rating: Good 4, Weather: Fine, Rail Position: True



Section	Overall	L2000	L1800	L1600	L1400	L1200	L1000	L800	L600	L400	L200
Section Times	2:16.88 [13] (0:15.52)	2:01.36 [13] (0:12.14)	1:49.22 [13] (0:12.62)	1:36.60 [13] (0:12.50)	1:24.10 [13] (0:12.95)	1:11.15 [13] (0:12.32)	0:58.83 [13] (0:11.71)	0:47.12 [12] (0:11.37)	0:35.75 [13] (0:11.56)	0:24.18 [14] (0:11.57)	0:12.60 [14] (0:12.60)
Average Speed [km/h]	46.6	60.0	57.3	58.4	55.6	58.6	62.3	64.6	63.9	62.0	57.2
Top Speed [km/h]	61.6	61.7	58.2	59.6	58.2	60.7	64.5	65.8	65.4	65.5	59.7
Avg. Dist. to Rail [m]	11.1	2.9	1.1	2.8	4.4	3.1	2.6	3.7	6.6	12.7	13.4
Avg. Stride Freq. [Hz]	2.2	2.4	2.3	2.3	2.3	2.3	2.3	2.4	2.4	2.4	2.3
Avg. Stride Length [m]	5.9	7.0	6.8	7.0	6.8	7.1	7.4	7.5	7.5	7.3	7.0



Report Created: Sat 06 April 2024 15:01:10 GMT+11 (Note: Timing is based on positional data)

- [] Ranking at each section and finish
- :-:- No data available at this section
- NA No data available



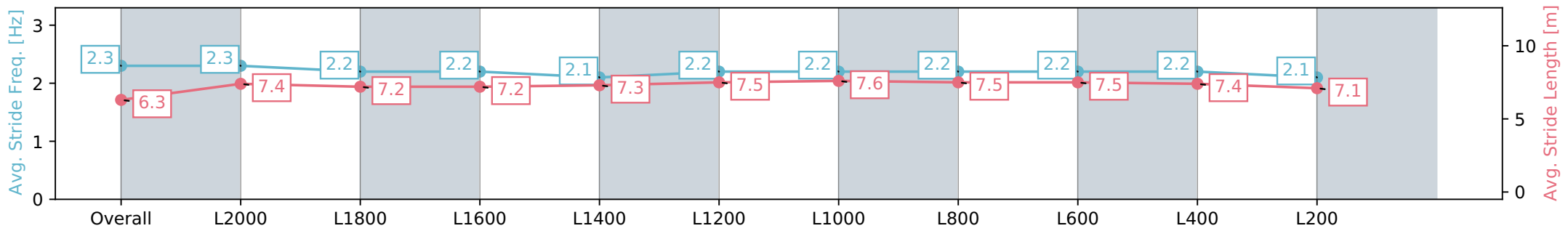
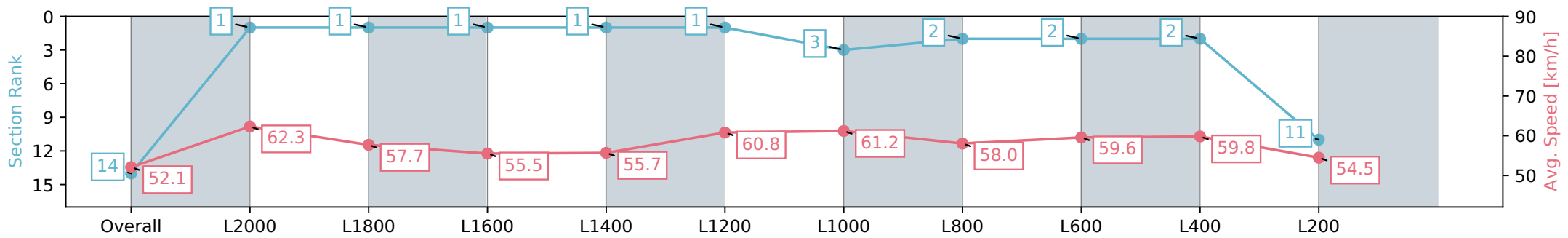
Horse/Jockey Name	TOMMY PERFECT
Finish Rank	14
Fastest Section Time (Section)	0:11.55 (L2000)
Top Speed [km/h] (Section)	65.7 (Overall)
Race State	Finished



Pukekohe Park - Professional
 Race 8: SKYCITY HORIZON 2200 - 2200m
 06 April 2024 - 4:40PM
 Track Rating: Good 4, Weather: Fine, Rail Position: True



Section	Overall	L2000	L1800	L1600	L1400	L1200	L1000	L800	L600	L400	L200
Section Times	2:17.16 [14] (0:13.84)	2:03.32 [1] (0:11.55)	1:51.77 [1] (0:12.39)	1:39.38 [1] (0:12.91)	1:26.47 [1] (0:12.94)	1:13.53 [1] (0:11.85)	1:01.68 [3] (0:11.76)	0:49.92 [2] (0:12.52)	0:37.40 [2] (0:12.12)	0:25.28 [2] (0:12.07)	0:13.21 [11] (0:13.21)
Average Speed [km/h]	52.1	62.3	57.7	55.5	55.7	60.8	61.2	58.0	59.6	59.8	54.5
Top Speed [km/h]	65.7	65.4	59.4	56.2	56.8	63.1	63.2	59.9	61.3	61.3	56.8
Avg. Dist. to Rail [m]	2.3	0.9	1.2	0.6	0.5	0.4	0.6	1.2	1.1	2.1	4.4
Avg. Stride Freq. [Hz]	2.3	2.3	2.2	2.2	2.1	2.2	2.2	2.2	2.2	2.2	2.1
Avg. Stride Length [m]	6.3	7.4	7.2	7.2	7.3	7.5	7.6	7.5	7.5	7.4	7.1



- [] Ranking at each section and finish
- :-:- No data available at this section
- NA No data available