

Track Rating: Good 4, Weather: Fine, Rail Position: True

Section Field Times		Overall	L1400	L1200	L1000	L800	L600						
		1:28.41 (0:08.17)	1:20.24 (0:11.68)	1:08.56 (0:11.30)	0:57.26 (0:11.47)	0:45.79 (0:11.91)	0:33.88 (0:11.36)						
Position	#	Horse/Jockey	Barrier	Top Speed [km/h]	Fastest Section	First 400m							Distance Travelled From Winner [m]
1	1	CHATAHOOCHEE Ngakau Hailey	1	67.9 200-0	0:08.30 1400-1200	0:25.77	1:28.41 (0:08.30)	1:20.11 [3] (0:11.85)	1:08.26 [4] (0:11.17)	0:57.09 [2] (0:11.50)	0:45.59 [2] (0:11.87)	0:33.72 [2] (0:11.34)	
2	5	HAT TRICK Lily Sutherland	5	67.9 200-0	0:08.17 1400-1200	0:25.55	1:28.41 (0:08.17)	1:20.24 [1] (0:11.68)	1:08.56 [1] (0:11.30)	0:57.26 [1] (0:11.47)	0:45.79 [1] (0:11.90)	0:33.89 [1] (0:11.36)	-9
3	9	ARMINO Kazuya Asano	9	68.2 400-200	0:08.30 1400-1200	0:25.75	1:28.63 (0:08.30)	1:20.33 [2] (0:11.74)	1:08.59 [2] (0:11.41)	0:57.18 [3] (0:11.70)	0:45.48 [5] (0:11.80)	0:33.68 [5] (0:11.31)	-6
4	2	HEART OF GOLD Triston Moodley	2	67.5 200-0	0:08.72 1400-1200	0:26.18	1:28.64 (0:08.72)	1:19.92 [8] (0:11.59)	1:08.33 [7] (0:11.53)	0:56.80 [7] (0:11.40)	0:45.40 [6] (0:11.83)	0:33.57 [6] (0:11.37)	-2
5	8	NEIGHBOURHOOD Niranjan Parmar	8	68.6 200-0	0:08.77 1400-1200	0:26.44	1:28.70 (0:08.77)	1:19.93 [9] (0:11.82)	1:08.11 [9] (0:11.46)	0:56.65 [9] (0:11.46)	0:45.19 [9] (0:11.81)	0:33.38 [9] (0:11.07)	+2
6	7	ELECTRIC TIME Ulrika Holmquist	7	66.7 200-0	0:08.32 1400-1200	0:25.88	1:28.81 (0:08.32)	1:20.49 [5] (0:11.75)	1:08.74 [3] (0:11.43)	0:57.31 [4] (0:11.46)	0:45.85 [3] (0:11.77)	0:34.08 [3] (0:11.48)	-6
7	4	DIMAGGIO Bridget Grylls	4	68.0 200-0	0:08.54 1400-1200	0:26.04	1:28.88 (0:08.54)	1:20.34 [6] (0:11.69)	1:08.65 [5] (0:11.43)	0:57.22 [6] (0:11.57)	0:45.64 [7] (0:11.88)	0:33.76 [7] (0:11.43)	+0
8	13	THATSALLSHEWROTE Kelly Myers	13	68.9 200-0	0:08.83 1400-1200	0:26.52	1:29.02 (0:08.83)	1:20.19 [10] (0:11.84)	1:08.35 [10] (0:11.54)	0:56.81 [10] (0:11.27)	0:45.54 [8] (0:11.77)	0:33.77 [8] (0:11.34)	-4
9	11	FAMILY TIES Jessica Allen	11	66.5 200-0	0:08.31 1400-1200	0:26.09	1:29.17 (0:08.31)	1:20.86 [4] (0:12.00)	1:08.86 [6] (0:11.31)	0:57.55 [5] (0:11.48)	0:46.07 [4] (0:11.83)	0:34.24 [4] (0:11.35)	-2
10	10	SON OF SUN Ace Lawson-Carroll	10	67.5 200-0	0:08.62 1400-1200	0:26.28	1:30.40 (0:08.62)	1:21.78 [7] (0:11.85)	1:09.93 [8] (0:11.49)	0:58.44 [8] (0:11.66)	0:46.78 [10] (0:11.95)	0:34.83 [10] (0:11.24)	+6

Scratched: Mr Mojo Risin' (#3), Bosch (#6), Wet 'N' Wild (#12), I'm Lulu (#14), Candycane (#15), Tellall (#16), Hot Salsa (#17), Chantari Bay (#18)

Track Rating: Good 4, Weather: Fine, Rail Position: True

Section Field Times				L400	L200								
				0:22.53 (0:10.87)	0:11.66 (0:11.66)								
Position	#	Horse/Jockey	Barrier	Top Speed [km/h]	Fastest Section	First 400m			Margin				Distance Travelled From Winner [m]
1	1	<b>CHATTAHOOCHEE</b>	1	67.9	0:08.30	0:25.77	0:22.38 [2]	0:11.57 [2]	1:28.41				
		Ngakau Hailey		200-0	1400-1200		(0:10.81)	(0:11.56)					
2	5	<b>HAT TRICK</b>	5	67.9	0:08.17	0:25.55	0:22.53 [1]	0:11.67 [1]	1:28.41				-9
		Lily Sutherland		200-0	1400-1200		(0:10.86)	(0:11.67)					
3	9	<b>ARMINO</b>	9	68.2	0:08.30	0:25.75	0:22.37 [4]	0:11.51 [3]	0.22L				-6
		Kazuya Asano		400-200	1400-1200		(0:10.86)	(0:11.51)					
4	2	<b>HEART OF GOLD</b>	2	67.5	0:08.72	0:26.18	0:22.20 [7]	0:11.38 [6]	0.01L				-2
		Triston Moodley		200-0	1400-1200		(0:10.82)	(0:11.38)					
5	8	<b>NEIGHBOURHOOD</b>	8	68.6	0:08.77	0:26.44	0:22.31 [6]	0:11.51 [4]	0.06L				+2
		Niranjan Parmar		200-0	1400-1200		(0:10.80)	(0:11.51)					
6	7	<b>ELECTRIC TIME</b>	7	66.7	0:08.32	0:25.88	0:22.60 [3]	0:11.60 [5]	0.11L				-6
		Ulrika Holmquist		200-0	1400-1200		(0:11.00)	(0:11.60)					
7	4	<b>DIMAGGIO</b>	4	68.0	0:08.54	0:26.04	0:22.33 [8]	0:11.57 [8]	0.07L				+0
		Bridget Grylls		200-0	1400-1200		(0:10.76)	(0:11.56)					
8	13	<b>THATSALLSHEWROTE</b>	13	68.9	0:08.83	0:26.52	0:22.43 [9]	0:11.68 [9]	0.14L				-4
		Kelly Myers		200-0	1400-1200		(0:10.75)	(0:11.68)					
9	11	<b>FAMILY TIES</b>	11	66.5	0:08.31	0:26.09	0:22.89 [5]	0:11.88 [7]	0.15L				-2
		Jessica Allen		200-0	1400-1200		(0:11.01)	(0:11.88)					
10	10	<b>SON OF SUN</b>	10	67.5	0:08.62	0:26.28	0:23.59 [10]	0:12.62 [10]	1.23L				+6
		Ace Lawson-Carroll		200-0	1400-1200		(0:10.97)	(0:12.62)					

Scratched: Mr Mojo Risin' (#3), Bosch (#6), Wet 'N' Wild (#12), I'm Lulu (#14), Candycane (#15), Tellall (#16), Hot Salsa (#17), Chantari Bay (#18)

Horse/Jockey Name	CHATTAAHOOCHEE
Finish Rank	1
Fastest Section Time (Section)	0:08.30 (Overall)
Top Speed [km/h] (Section)	67.9 (L400)
Race State	Finished



Pukekohe Park - Professional

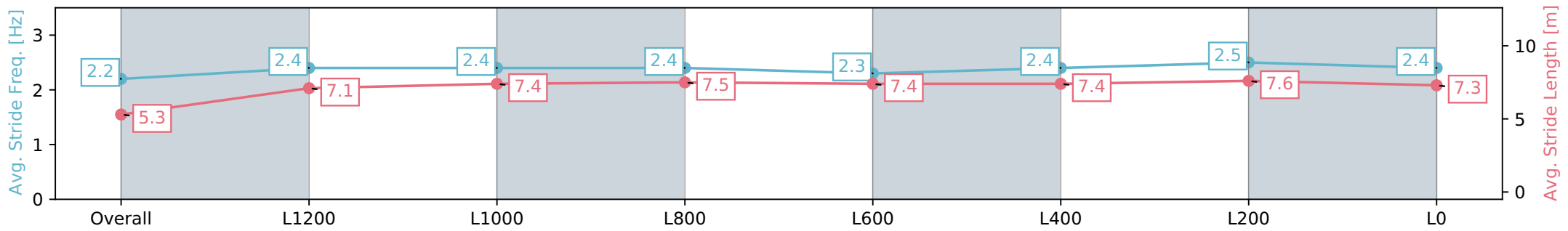
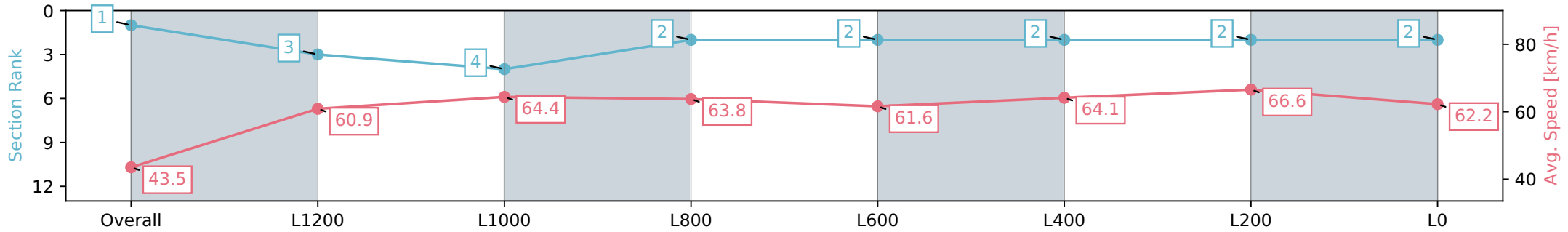
Race 7: SISTEMA 1500 - 1500m

06 April 2024 - 4:05PM



Track Rating: Good 4, Weather: Fine, Rail Position: True

Section	Overall	L1200	L1000	L800	L600	L400	L200	L0
Section Times	1:28.41 [1] (0:08.30)	1:20.11 [3] (0:11.85)	1:08.26 [4] (0:11.17)	0:57.09 [2] (0:11.50)	0:45.59 [2] (0:11.87)	0:33.72 [2] (0:11.34)	0:22.38 [2] (0:10.81)	0:11.57 [2] (0:11.56)
Average Speed [km/h]	43.5	60.9	64.4	63.8	61.6	64.1	66.6	62.2
Top Speed [km/h]	59.0	63.2	65.5	65.3	62.3	67.4	67.9	64.5
Avg. Dist. to Rail [m]	8.2	2.9	3.0	3.0	2.9	1.9	5.5	8.8
Avg. Stride Freq. [Hz]	2.2	2.4	2.4	2.4	2.3	2.4	2.5	2.4
Avg. Stride Length [m]	5.3	7.1	7.4	7.5	7.4	7.4	7.6	7.3



- [ ] Ranking at each section and finish
- :-:- No data available at this section
- NA No data available

Horse/Jockey Name	HAT TRICK
Finish Rank	2
Fastest Section Time (Section)	0:08.17 (Overall)
Top Speed [km/h] (Section)	67.9 (L400)
Race State	Finished



Pukekohe Park - Professional

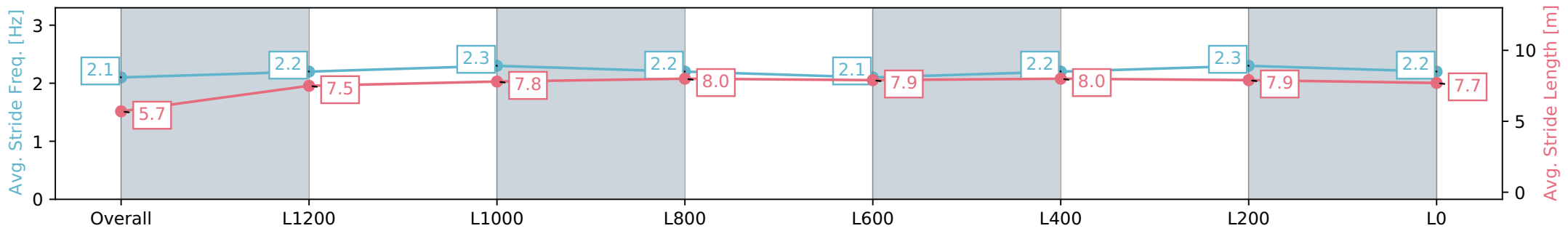
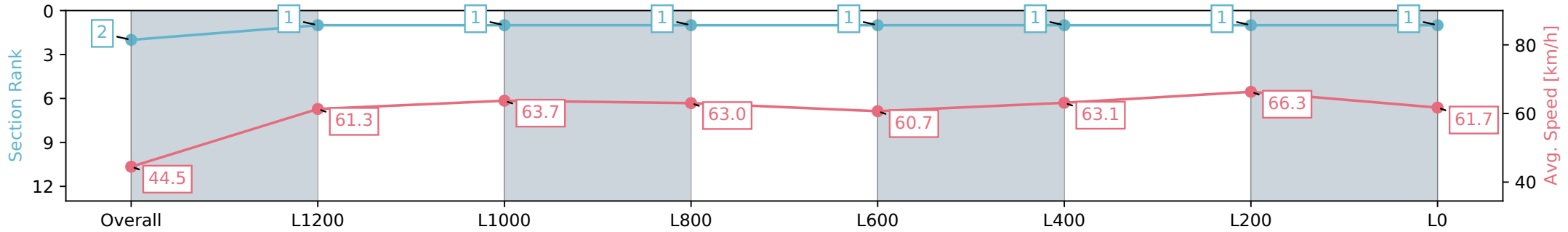
Race 7: SISTEMA 1500 - 1500m

06 April 2024 - 4:05PM



Track Rating: Good 4, Weather: Fine, Rail Position: True

Section	Overall	L1200	L1000	L800	L600	L400	L200	L0
Section Times	1:28.41 [2] (0:08.17)	1:20.24 [1] (0:11.68)	1:08.56 [1] (0:11.30)	0:57.26 [1] (0:11.47)	0:45.79 [1] (0:11.90)	0:33.89 [1] (0:11.36)	0:22.53 [1] (0:10.86)	0:11.67 [1] (0:11.67)
Average Speed [km/h]	44.5	61.3	63.7	63.0	60.7	63.1	66.3	61.7
Top Speed [km/h]	62.7	63.2	64.8	64.1	61.3	67.3	67.9	64.3
Avg. Dist. to Rail [m]	3.5	1.4	0.3	0.5	0.5	0.5	2.4	7.2
Avg. Stride Freq. [Hz]	2.1	2.2	2.3	2.2	2.1	2.2	2.3	2.2
Avg. Stride Length [m]	5.7	7.5	7.8	8.0	7.9	8.0	7.9	7.7



- [ ] Ranking at each section and finish
- :-:- No data available at this section
- NA No data available

Horse/Jockey Name	ARMINO
Finish Rank	3
Fastest Section Time (Section)	0:08.30 (Overall)
Top Speed [km/h] (Section)	68.2 (L600)
Race State	Finished



Pukekohe Park - Professional

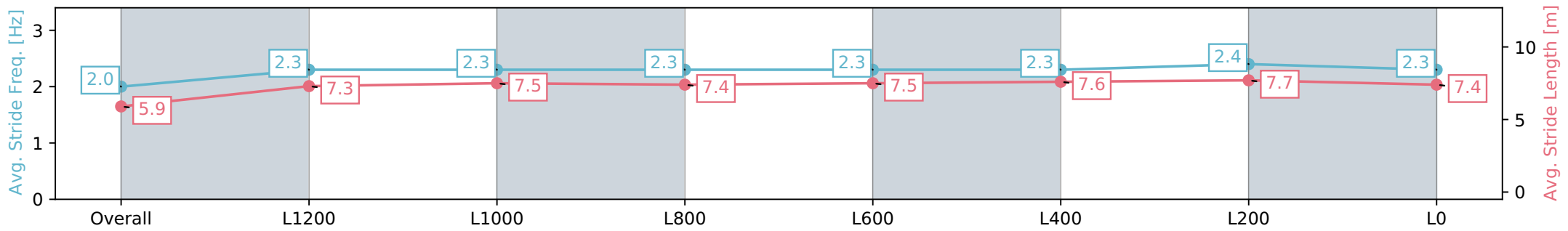
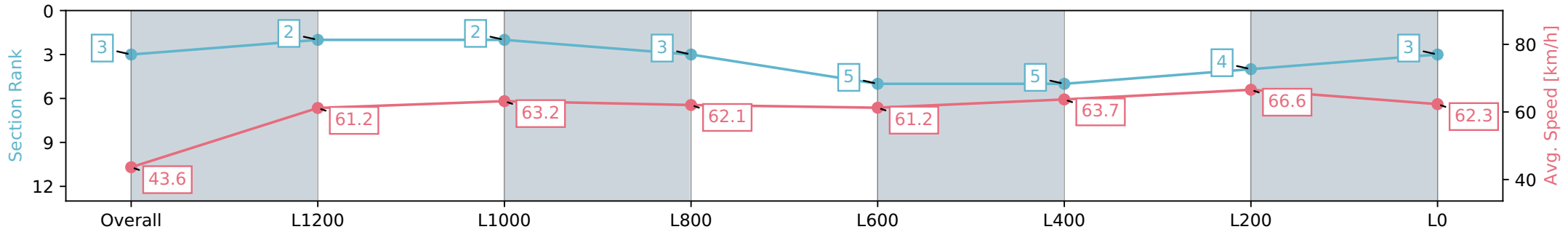
Race 7: SISTEMA 1500 - 1500m

06 April 2024 - 4:05PM



Track Rating: Good 4, Weather: Fine, Rail Position: True

Section	Overall	L1200	L1000	L800	L600	L400	L200	L0
Section Times	1:28.63 [3] (0:08.30)	1:20.33 [2] (0:11.74)	1:08.59 [2] (0:11.41)	0:57.18 [3] (0:11.70)	0:45.48 [5] (0:11.80)	0:33.68 [5] (0:11.31)	0:22.37 [4] (0:10.86)	0:11.51 [3] (0:11.51)
Average Speed [km/h]	43.6	61.2	63.2	62.1	61.2	63.7	66.6	62.3
Top Speed [km/h]	62.2	62.4	64.5	63.3	62.3	68.2	68.0	64.8
Avg. Dist. to Rail [m]	2.8	1.4	1.4	1.2	1.1	0.6	3.9	5.5
Avg. Stride Freq. [Hz]	2.0	2.3	2.3	2.3	2.3	2.3	2.4	2.3
Avg. Stride Length [m]	5.9	7.3	7.5	7.4	7.5	7.6	7.7	7.4



- [ ] Ranking at each section and finish
- :-:- No data available at this section
- NA No data available

Horse/Jockey Name	HEART OF GOLD
Finish Rank	4
Fastest Section Time (Section)	0:08.72 (Overall)
Top Speed [km/h] (Section)	67.5 (L400)
Race State	Finished



Pukekohe Park - Professional

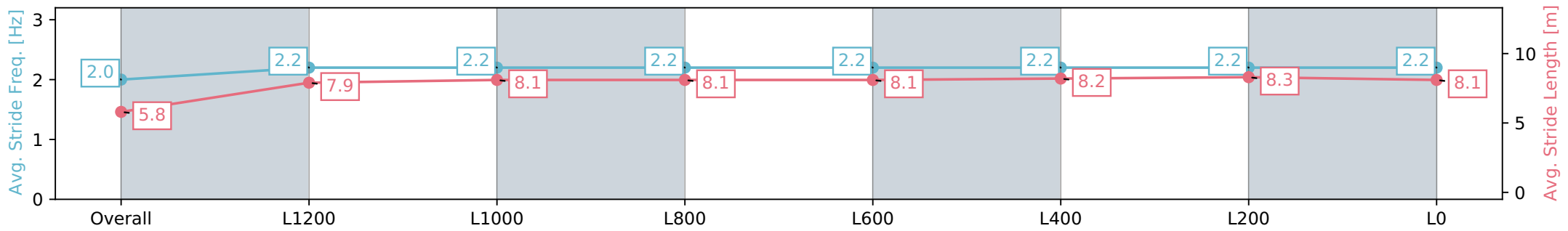
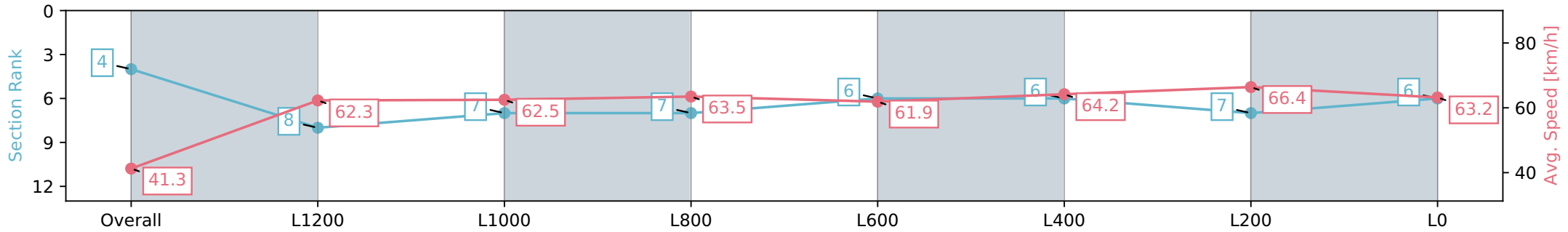
Race 7: SISTEMA 1500 - 1500m

06 April 2024 - 4:05PM



Track Rating: Good 4, Weather: Fine, Rail Position: True

Section	Overall	L1200	L1000	L800	L600	L400	L200	L0
Section Times	1:28.64 [4] (0:08.72)	1:19.92 [8] (0:11.59)	1:08.33 [7] (0:11.53)	0:56.80 [7] (0:11.40)	0:45.40 [6] (0:11.83)	0:33.57 [6] (0:11.37)	0:22.20 [7] (0:10.82)	0:11.38 [6] (0:11.38)
Average Speed [km/h]	41.3	62.3	62.5	63.5	61.9	64.2	66.4	63.2
Top Speed [km/h]	60.7	63.6	65.3	65.6	63.4	67.4	67.5	65.1
Avg. Dist. to Rail [m]	4.7	0.4	0.3	1.6	2.9	2.5	5.0	4.5
Avg. Stride Freq. [Hz]	2.0	2.2	2.2	2.2	2.2	2.2	2.2	2.2
Avg. Stride Length [m]	5.8	7.9	8.1	8.1	8.1	8.1	8.3	8.1



- [ ] Ranking at each section and finish
- :-:- No data available at this section
- NA No data available

Horse/Jockey Name	NEIGHBOURHOOD
Finish Rank	5
Fastest Section Time (Section)	0:08.77 (Overall)
Top Speed [km/h] (Section)	68.6 (L400)
Race State	Finished



Pukekohe Park - Professional

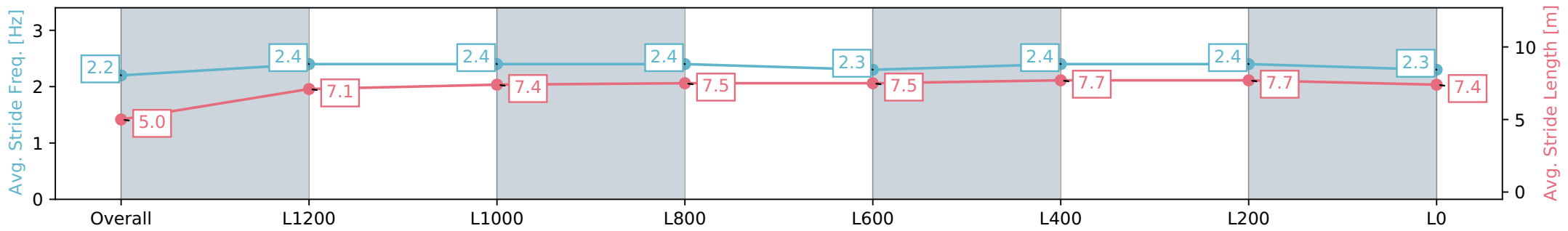
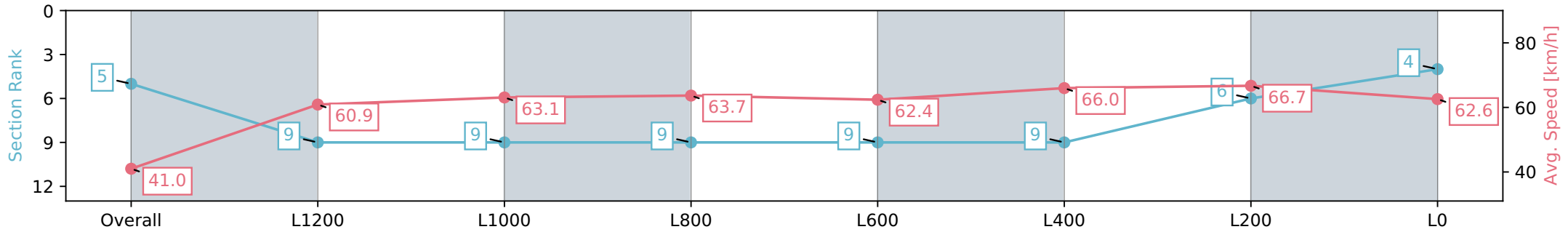
Race 7: SISTEMA 1500 - 1500m

06 April 2024 - 4:05PM



Track Rating: Good 4, Weather: Fine, Rail Position: True

Section	Overall	L1200	L1000	L800	L600	L400	L200	L0
Section Times	1:28.70 [5] (0:08.77)	1:19.93 [9] (0:11.82)	1:08.11 [9] (0:11.46)	0:56.65 [9] (0:11.46)	0:45.19 [9] (0:11.81)	0:33.38 [9] (0:11.07)	0:22.31 [6] (0:10.80)	0:11.51 [4] (0:11.51)
Average Speed [km/h]	41.0	60.9	63.1	63.7	62.4	66.0	66.7	62.6
Top Speed [km/h]	58.9	61.9	65.6	66.0	64.2	67.6	68.6	65.0
Avg. Dist. to Rail [m]	7.1	1.4	0.7	2.9	3.7	3.3	8.2	8.7
Avg. Stride Freq. [Hz]	2.2	2.4	2.4	2.4	2.3	2.4	2.4	2.3
Avg. Stride Length [m]	5.0	7.1	7.4	7.5	7.5	7.7	7.7	7.4



- [ ] Ranking at each section and finish
- :-:- No data available at this section
- NA No data available

Horse/Jockey Name	ELECTRIC TIME
Finish Rank	6
Fastest Section Time (Section)	0:08.32 (Overall)
Top Speed [km/h] (Section)	66.7 (L400)
Race State	Finished



Pukekohe Park - Professional

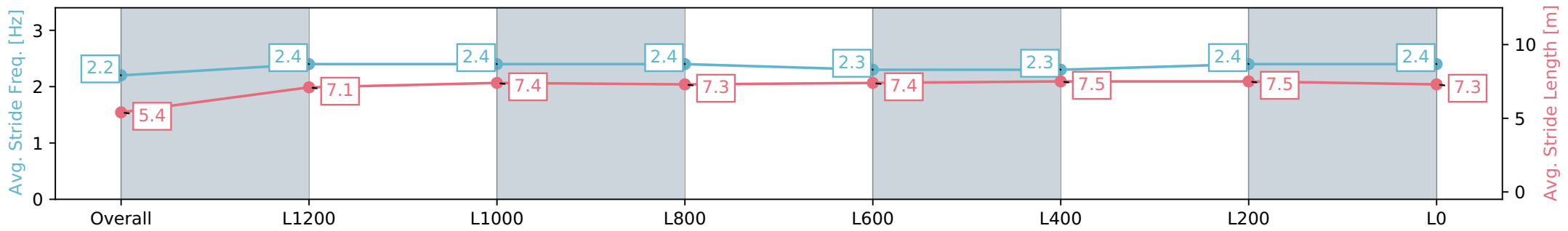
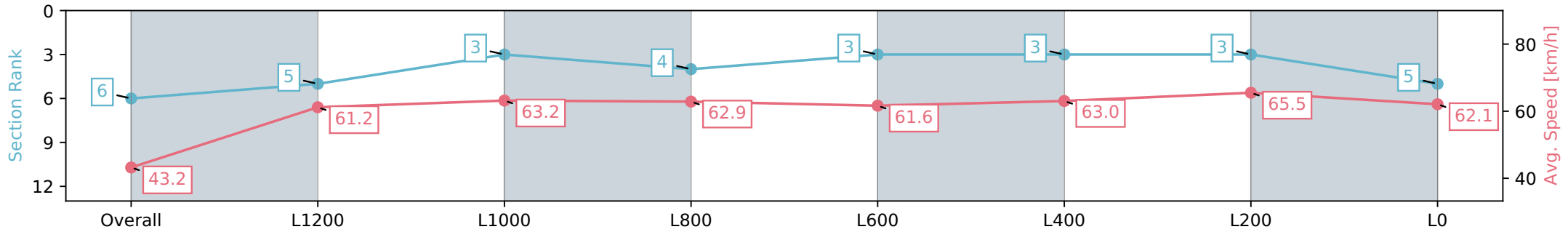
Race 7: SISTEMA 1500 - 1500m

06 April 2024 - 4:05PM



Track Rating: Good 4, Weather: Fine, Rail Position: True

Section	Overall	L1200	L1000	L800	L600	L400	L200	L0
Section Times	1:28.81 [6] (0:08.32)	1:20.49 [5] (0:11.75)	1:08.74 [3] (0:11.43)	0:57.31 [4] (0:11.46)	0:45.85 [3] (0:11.77)	0:34.08 [3] (0:11.48)	0:22.60 [3] (0:11.00)	0:11.60 [5] (0:11.60)
Average Speed [km/h]	43.2	61.2	63.2	62.9	61.6	63.0	65.5	62.1
Top Speed [km/h]	62.3	62.5	64.7	63.9	63.1	66.3	66.7	63.7
Avg. Dist. to Rail [m]	1.1	0.1	0.2	0.5	1.6	1.6	1.6	1.1
Avg. Stride Freq. [Hz]	2.2	2.4	2.4	2.4	2.3	2.3	2.4	2.4
Avg. Stride Length [m]	5.4	7.1	7.4	7.3	7.4	7.4	7.5	7.3



- [ ] Ranking at each section and finish
- :-:- No data available at this section
- NA No data available



Horse/Jockey Name	DIMAGGIO
Finish Rank	7
Fastest Section Time (Section)	0:08.54 (Overall)
Top Speed [km/h] (Section)	68.0 (L400)
Race State	Finished



Pukekohe Park - Professional

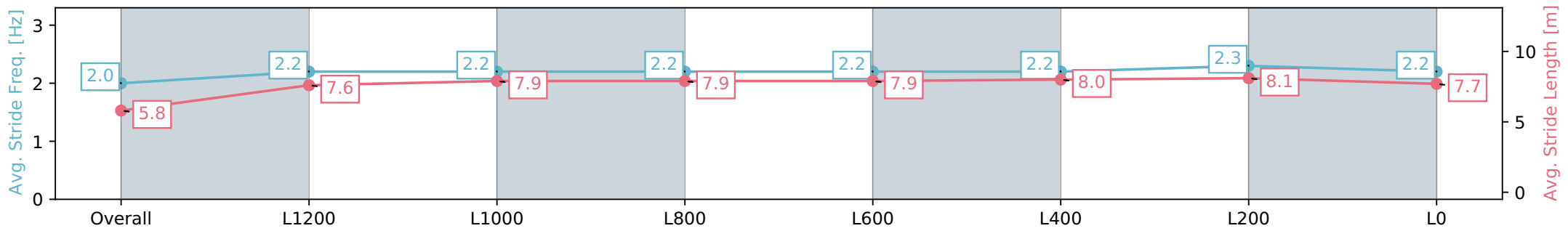
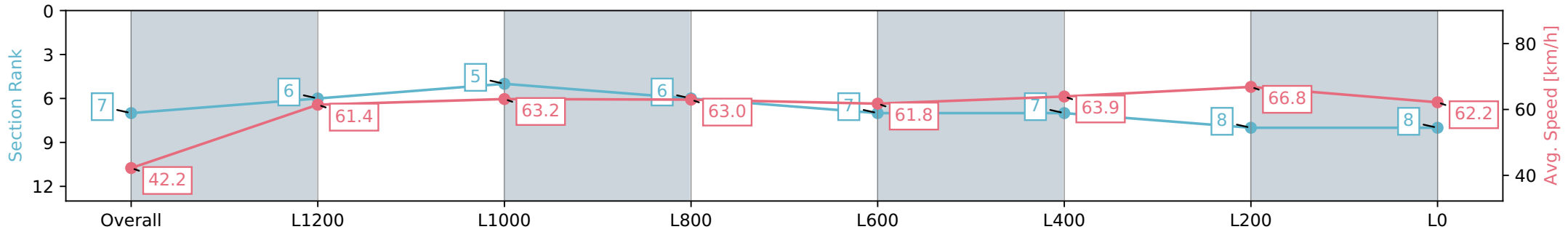
Race 7: SISTEMA 1500 - 1500m

06 April 2024 - 4:05PM



Track Rating: Good 4, Weather: Fine, Rail Position: True

Section	Overall	L1200	L1000	L800	L600	L400	L200	L0
Section Times	1:28.88 [7] (0:08.54)	1:20.34 [6] (0:11.69)	1:08.65 [5] (0:11.43)	0:57.22 [6] (0:11.57)	0:45.64 [7] (0:11.88)	0:33.76 [7] (0:11.43)	0:22.33 [8] (0:10.76)	0:11.57 [8] (0:11.56)
Average Speed [km/h]	42.2	61.4	63.2	63.0	61.8	63.9	66.8	62.2
Top Speed [km/h]	59.8	62.8	64.9	64.7	62.9	66.8	68.0	65.1
Avg. Dist. to Rail [m]	6.2	1.5	1.7	2.4	3.5	3.0	5.5	6.1
Avg. Stride Freq. [Hz]	2.0	2.2	2.2	2.2	2.2	2.2	2.3	2.2
Avg. Stride Length [m]	5.8	7.6	7.9	7.9	7.9	8.0	8.1	7.7



- [ ] Ranking at each section and finish
- :-:- No data available at this section
- NA No data available

Horse/Jockey Name	THATSALLSHEWROTE
Finish Rank	8
Fastest Section Time (Section)	0:08.83 (Overall)
Top Speed [km/h] (Section)	68.9 (L400)
Race State	Finished



Pukekohe Park - Professional

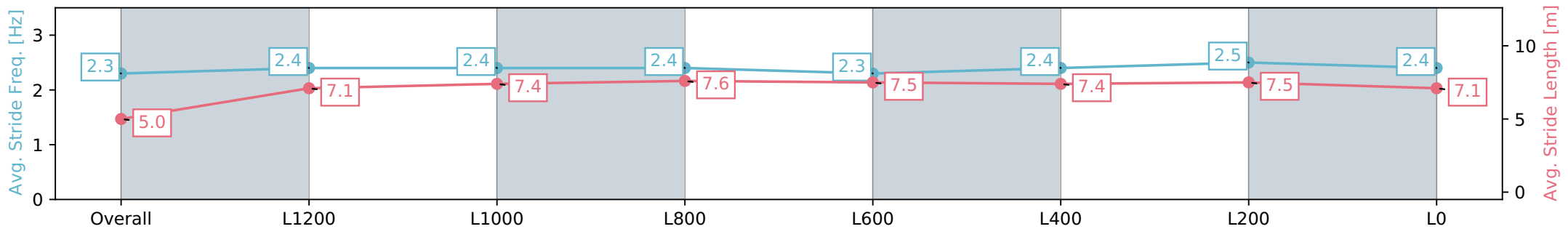
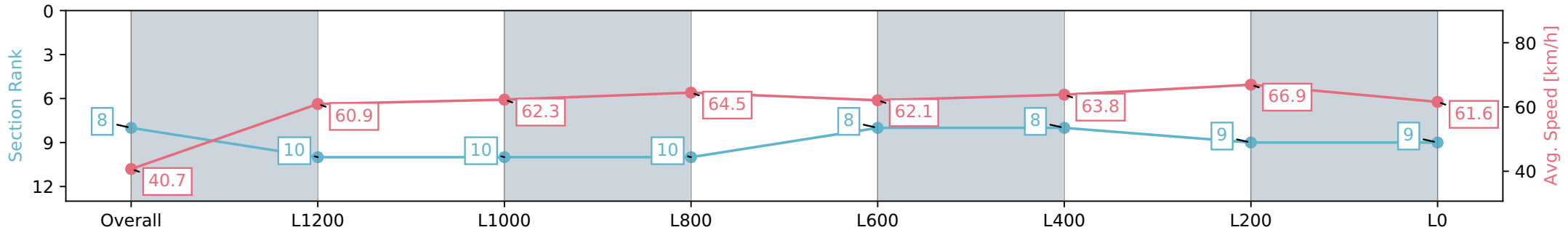
Race 7: SISTEMA 1500 - 1500m

06 April 2024 - 4:05PM



Track Rating: Good 4, Weather: Fine, Rail Position: True

Section	Overall	L1200	L1000	L800	L600	L400	L200	L0
Section Times	1:29.02 [8] (0:08.83)	1:20.19 [10] (0:11.84)	1:08.35 [10] (0:11.54)	0:56.81 [10] (0:11.27)	0:45.54 [8] (0:11.77)	0:33.77 [8] (0:11.34)	0:22.43 [9] (0:10.75)	0:11.68 [9] (0:11.68)
Average Speed [km/h]	40.7	60.9	62.3	64.5	62.1	63.8	66.9	61.6
Top Speed [km/h]	60.1	61.7	65.4	66.2	63.4	68.1	68.9	65.1
Avg. Dist. to Rail [m]	2.9	0.2	0.2	1.6	2.0	1.5	2.6	3.4
Avg. Stride Freq. [Hz]	2.3	2.4	2.4	2.4	2.3	2.4	2.5	2.4
Avg. Stride Length [m]	5.0	7.1	7.4	7.6	7.5	7.4	7.5	7.1



- [ ] Ranking at each section and finish
- :-:- No data available at this section
- NA No data available

Horse/Jockey Name	FAMILY TIES
Finish Rank	9
Fastest Section Time (Section)	0:08.31 (Overall)
Top Speed [km/h] (Section)	66.5 (L400)
Race State	Finished



Pukekohe Park - Professional

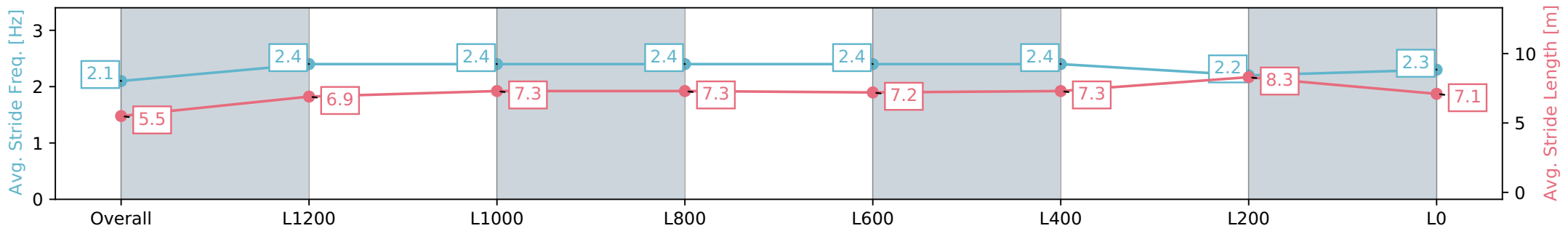
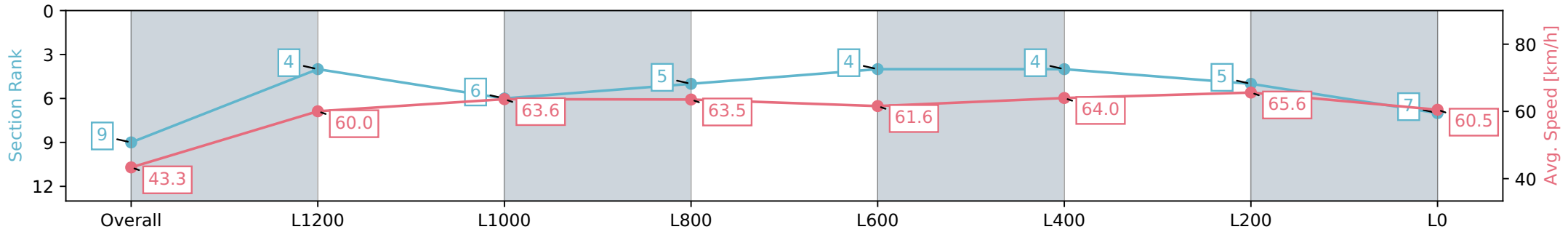
Race 7: SISTEMA 1500 - 1500m

06 April 2024 - 4:05PM



Track Rating: Good 4, Weather: Fine, Rail Position: True

Section	Overall	L1200	L1000	L800	L600	L400	L200	L0
Section Times	1:29.17 [9] (0:08.31)	1:20.86 [4] (0:12.00)	1:08.86 [6] (0:11.31)	0:57.55 [5] (0:11.48)	0:46.07 [4] (0:11.83)	0:34.24 [4] (0:11.35)	0:22.89 [5] (0:11.01)	0:11.88 [7] (0:11.88)
Average Speed [km/h]	43.3	60.0	63.6	63.5	61.6	64.0	65.6	60.5
Top Speed [km/h]	58.1	61.6	66.3	64.4	63.8	66.4	66.5	64.0
Avg. Dist. to Rail [m]	4.5	1.4	2.0	2.4	2.2	2.4	5.7	6.2
Avg. Stride Freq. [Hz]	2.1	2.4	2.4	2.4	2.4	2.4	2.2	2.3
Avg. Stride Length [m]	5.5	6.9	7.3	7.3	7.2	7.3	8.3	7.1



- [ ] Ranking at each section and finish
- :-:- No data available at this section
- NA No data available

Horse/Jockey Name	SON OF SUN
Finish Rank	10
Fastest Section Time (Section)	0:08.62 (Overall)
Top Speed [km/h] (Section)	67.5 (L400)
Race State	Finished



Pukekohe Park - Professional

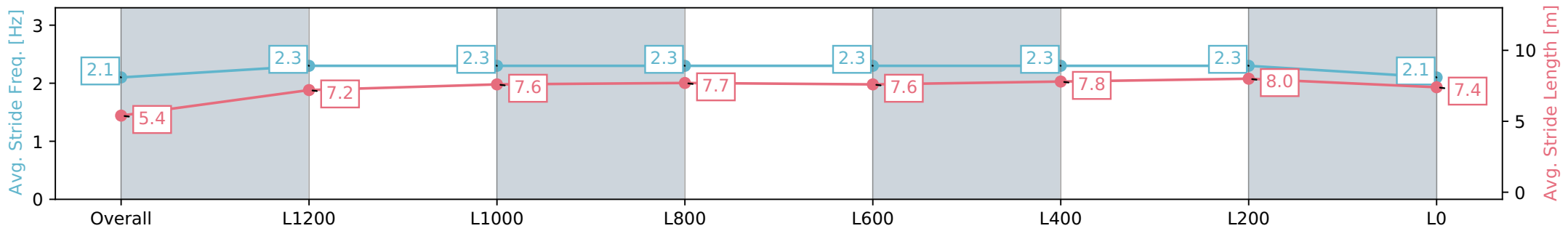
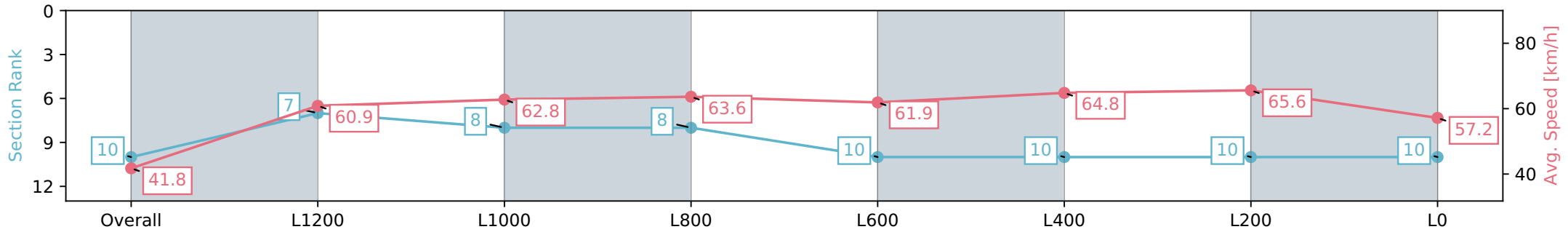
Race 7: SISTEMA 1500 - 1500m

06 April 2024 - 4:05PM



Track Rating: Good 4, Weather: Fine, Rail Position: True

Section	Overall	L1200	L1000	L800	L600	L400	L200	L0
Section Times	1:30.40 [10] (0:08.62)	1:21.78 [7] (0:11.85)	1:09.93 [8] (0:11.49)	0:58.44 [8] (0:11.66)	0:46.78 [10] (0:11.95)	0:34.83 [10] (0:11.24)	0:23.59 [10] (0:10.97)	0:12.62 [10] (0:12.62)
Average Speed [km/h]	41.8	60.9	62.8	63.6	61.9	64.8	65.6	57.2
Top Speed [km/h]	58.8	61.7	65.0	65.0	63.3	66.4	67.5	62.4
Avg. Dist. to Rail [m]	9.6	4.2	3.3	5.2	5.0	3.1	6.7	6.8
Avg. Stride Freq. [Hz]	2.1	2.3	2.3	2.3	2.3	2.3	2.3	2.1
Avg. Stride Length [m]	5.4	7.2	7.6	7.7	7.6	7.8	8.0	7.4



- [ ] Ranking at each section and finish
- :-:- No data available at this section
- NA No data available