

Track Rating: Good 4, Weather: Fine, Rail Position: True

Section Field Times		Overall	L1200	L1000	L800	L600	L400							
		1:15.39 (0:08.29)	1:07.10 (0:10.88)	0:56.21 (0:10.90)	0:45.31 (0:11.18)	0:34.13 (0:11.06)	0:23.07 (0:11.33)							
Position	#	Horse/Jockey	Barrier	Top Speed [km/h]	Fastest Section	First 400m								Distance Travelled From Winner [m]
1	4	RUDYARD Lily Sutherland	4	67.9 200-0	0:08.56 1200-1000	0:25.10	1:15.39 (0:08.56)	1:06.83 [7] (0:11.01)	0:55.82 [6] (0:11.16)	0:44.66 [7] (0:11.18)	0:33.48 [7] (0:10.93)	0:22.55 [6] (0:10.91)		
2	7	UDERZO Niranjan Parmar	7	68.7 200-0	0:08.97 1200-1000	0:25.54	1:15.39 (0:08.97)	1:06.42 [9] (0:11.19)	0:55.23 [9] (0:10.92)	0:44.31 [8] (0:11.00)	0:33.31 [8] (0:10.80)	0:22.51 [8] (0:10.77)		+3
3	6	DEVASTATE Ashvin Goindasamy	6	68.5 1000-800	0:08.50 1200-1000	0:24.92	1:15.46 (0:08.50)	1:06.96 [5] (0:10.96)	0:56.00 [5] (0:11.16)	0:44.84 [5] (0:11.12)	0:33.72 [5] (0:11.01)	0:22.71 [4] (0:11.03)		+3
4	3	SAINT BATHANS Bill Jacobson	3	68.1 200-0	0:09.13 1200-1000	0:25.81	1:15.75 (0:09.13)	1:06.62 [11] (0:11.23)	0:55.39 [10] (0:10.98)	0:44.41 [10] (0:11.04)	0:33.37 [10] (0:11.02)	0:22.35 [11] (0:10.74)		+0
5	12	TRIGON LAD Tegan Abel	12	69.2 1000-800	0:08.39 1200-1000	0:24.49	1:15.85 (0:08.39)	1:07.46 [3] (0:10.80)	0:56.66 [2] (0:10.89)	0:45.77 [1] (0:11.23)	0:34.54 [2] (0:11.17)	0:23.37 [2] (0:11.25)		-2
6	9	BEEBEEP Tayla Mitchell	9	66.8 1000-800	0:08.28 1200-1000	0:24.78	1:15.90 (0:08.28)	1:07.61 [1] (0:10.97)	0:56.64 [3] (0:11.09)	0:45.55 [3] (0:11.10)	0:34.45 [3] (0:11.13)	0:23.32 [3] (0:11.37)		-11
7	5	IS THAT SO Kelly Myers	5	67.3 1000-800	0:08.55 1200-1000	0:25.02	1:15.91 (0:08.55)	1:07.36 [6] (0:11.03)	0:56.33 [7] (0:11.08)	0:45.25 [6] (0:11.20)	0:34.05 [6] (0:11.01)	0:23.04 [7] (0:11.00)		-1
8	11	DIGGER Lynsey Satherley	11	67.4 1000-800	0:08.28 1200-1000	0:24.80	1:16.18 (0:08.28)	1:07.89 [2] (0:11.03)	0:56.86 [4] (0:11.10)	0:45.76 [4] (0:11.26)	0:34.50 [4] (0:11.11)	0:23.39 [5] (0:11.12)		-3
9	2	PAISLEY PARK Ace Lawson-Carroll	2	68.4 800-600	0:09.05 1200-1000	0:25.91	1:16.28 (0:09.05)	1:07.23 [10] (0:11.44)	0:55.79 [11] (0:10.94)	0:44.85 [11] (0:10.96)	0:33.89 [11] (0:10.94)	0:22.95 [10] (0:10.96)		+4
10	10	ONE MORE TIME Triston Moodley	10	69.5 1000-800	0:08.46 1200-1000	0:24.57	1:16.54 (0:08.46)	1:08.08 [4] (0:10.71)	0:57.37 [1] (0:10.93)	0:46.44 [2] (0:11.15)	0:35.29 [1] (0:11.07)	0:24.22 [1] (0:11.45)		-4

Scratched: White Noise (#1)

Track Rating: Good 4, Weather: Fine, Rail Position: True

Section								Overall	L1200	L1000	L800	L600	L400		
Field Times								1:15.39 (0:08.29)	1:07.10 (0:10.88)	0:56.21 (0:10.90)	0:45.31 (0:11.18)	0:34.13 (0:11.06)	0:23.07 (0:11.33)		
Position	#	Horse/Jockey	Barrier	Top Speed [km/h]	Fastest Section	First 400m								Distance Travelled From Winner [m]	
11	8	TELLALL Jasmine Fawcett	8	67.4 800-600	0:08.80 1200-1000	0:25.56	1:16.69 (0:08.80)	1:07.89 [8] (0:11.27)	0:56.62 [8] (0:11.04)	0:45.58 [9] (0:11.01)	0:34.57 [9] (0:11.05)	0:23.52 [9] (0:11.20)		-1	

Scratched: White Noise (#1)

Track Rating: Good 4, Weather: Fine, Rail Position: True

Section Field Times												L200 0:11.74 (0:11.74)		
Position	#	Horse/Jockey	Barrier	Top Speed [km/h]	Fastest Section	First 400m	Margin						Distance Travelled From Winner [m]	
1	4	RUDYARD Lily Sutherland	4	67.9 200-0	0:08.56 1200-1000	0:25.10	0:11.64 [3] (0:11.64)	1:15.39						
2	7	UDERZO Niranjan Parmar	7	68.7 200-0	0:08.97 1200-1000	0:25.54	0:11.74 [1] (0:11.74)	1:15.39						+3
3	6	DEVASTATE Ashvin Goindasamy	6	68.5 1000-800	0:08.50 1200-1000	0:24.92	0:11.68 [5] (0:11.68)	0.07L						+3
4	3	SAINT BATHANS Bill Jacobson	3	68.1 200-0	0:09.13 1200-1000	0:25.81	0:11.61 [9] (0:11.61)	0.29L						+0
5	12	TRIGON LAD Tegan Abel	12	69.2 1000-800	0:08.39 1200-1000	0:24.49	0:12.12 [2] (0:12.12)	0.1L						-2
6	9	BEEBEEP Tayla Mitchell	9	66.8 1000-800	0:08.28 1200-1000	0:24.78	0:11.95 [8] (0:11.95)	0.05L						-11
7	5	IS THAT SO Kelly Myers	5	67.3 1000-800	0:08.55 1200-1000	0:25.02	0:12.04 [6] (0:12.04)	0.01L						-1
8	11	DIGGER Lynsey Satherley	11	67.4 1000-800	0:08.28 1200-1000	0:24.80	0:12.27 [7] (0:12.27)	0.27L						-3
9	2	PAISLEY PARK Ace Lawson-Carroll	2	68.4 800-600	0:09.05 1200-1000	0:25.91	0:11.99 [10] (0:11.99)	0.1L						+4
10	10	ONE MORE TIME Triston Moodley	10	69.5 1000-800	0:08.46 1200-1000	0:24.57	0:12.77 [4] (0:12.77)	0.26L						-4

Scratched: White Noise (#1)

Track Rating: Good 4, Weather: Fine, Rail Position: True

Section

L200

Field Times

0:11.74

(0:11.74)

Position	#	Horse/Jockey	Barrier	Top Speed [km/h]	Fastest Section	First 400m	Margin							Distance Travelled From Winner [m]
11	8	TELLALL	8	67.4	0:08.80	0:25.56	0:12.32 [11]	0.15L						-1
		Jasmine Fawcett		800-600	1200-1000		(0:12.32)							

Scratched: White Noise (#1)

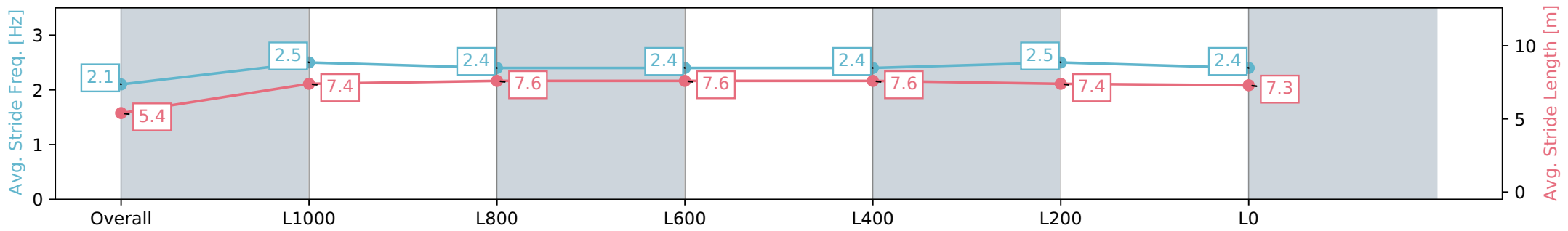
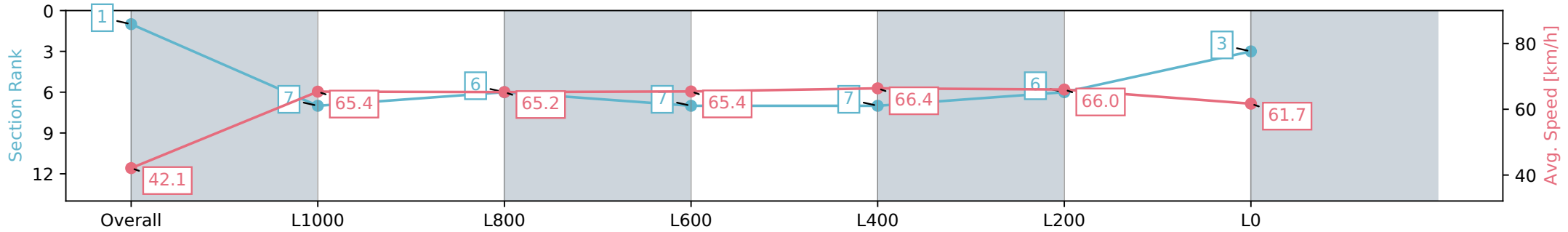
Horse/Jockey Name	RUDYARD
Finish Rank	1
Fastest Section Time (Section)	0:08.56 (Overall)
Top Speed [km/h] (Section)	67.9 (L400)
Race State	Finished



Pukekohe Park - Professional
 Race 6: DUNSTAN HORSEFEEDS 1300 - 1300m
 06 April 2024 - 3:29PM
 Track Rating: Good 4, Weather: Fine, Rail Position: True



Section	Overall	L1000	L800	L600	L400	L200	L0
Section Times	1:15.39 [1] (0:08.56)	1:06.83 [7] (0:11.01)	0:55.82 [6] (0:11.16)	0:44.66 [7] (0:11.18)	0:33.48 [7] (0:10.93)	0:22.55 [6] (0:10.91)	0:11.64 [3] (0:11.64)
Average Speed [km/h]	42.1	65.4	65.2	65.4	66.4	66.0	61.7
Top Speed [km/h]	61.2	66.9	66.8	66.1	67.5	67.9	64.4
Avg. Dist. to Rail [m]	1.2	0.5	1.9	2.3	1.5	3.7	3.6
Avg. Stride Freq. [Hz]	2.1	2.5	2.4	2.4	2.4	2.5	2.4
Avg. Stride Length [m]	5.4	7.4	7.6	7.6	7.6	7.4	7.3



- [] Ranking at each section and finish
- :-:- No data available at this section
- NA No data available

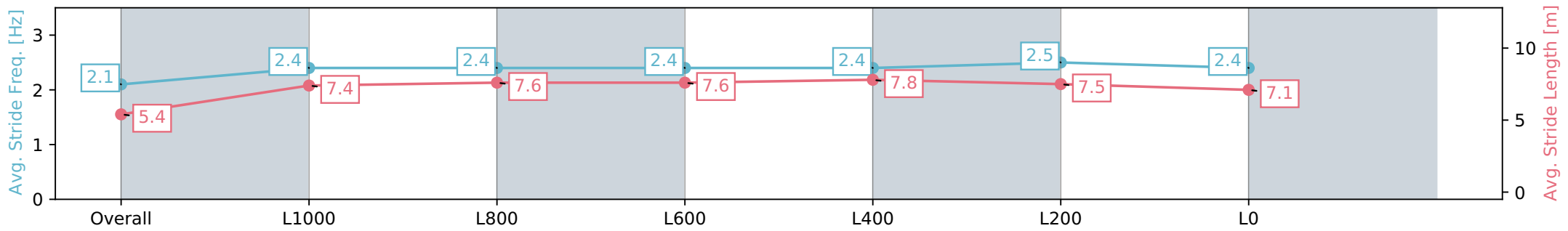
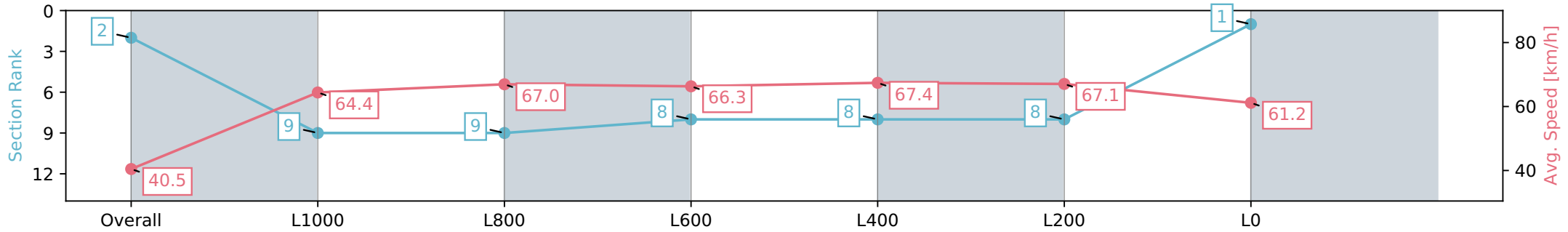
Horse/Jockey Name	UDERZO
Finish Rank	2
Fastest Section Time (Section)	0:08.97 (Overall)
Top Speed [km/h] (Section)	68.7 (L400)
Race State	Finished



Pukekohe Park - Professional
 Race 6: DUNSTAN HORSEFEEDS 1300 - 1300m
 06 April 2024 - 3:29PM
 Track Rating: Good 4, Weather: Fine, Rail Position: True



Section	Overall	L1000	L800	L600	L400	L200	L0
Section Times	1:15.39 [2] (0:08.97)	1:06.42 [9] (0:11.19)	0:55.23 [9] (0:10.92)	0:44.31 [8] (0:11.00)	0:33.31 [8] (0:10.80)	0:22.51 [8] (0:10.77)	0:11.74 [1] (0:11.74)
Average Speed [km/h]	40.5	64.4	67.0	66.3	67.4	67.1	61.2
Top Speed [km/h]	59.7	67.9	68.0	67.3	68.6	68.7	64.9
Avg. Dist. to Rail [m]	7.3	3.4	2.7	2.8	3.1	8.6	7.0
Avg. Stride Freq. [Hz]	2.1	2.4	2.4	2.4	2.4	2.5	2.4
Avg. Stride Length [m]	5.4	7.4	7.6	7.6	7.8	7.5	7.1



- [] Ranking at each section and finish
- :-:- No data available at this section
- NA No data available

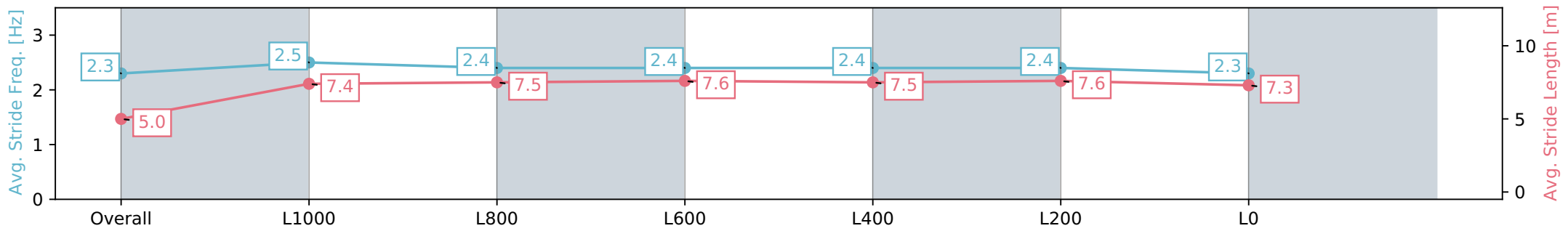
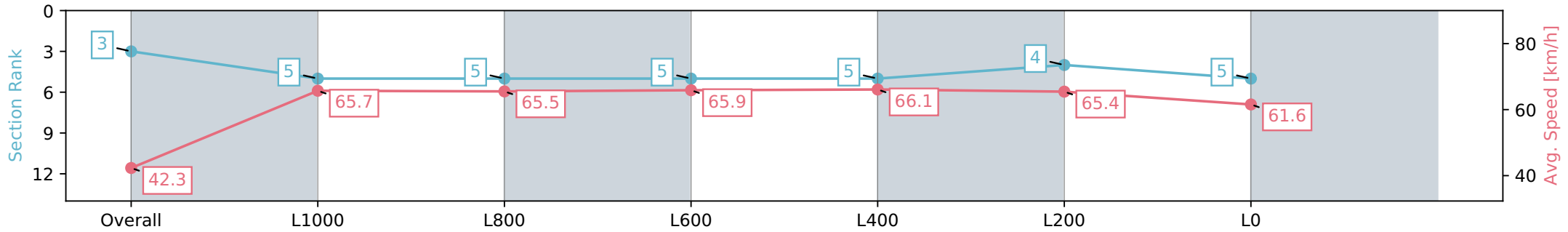
Horse/Jockey Name	DEVASTATE
Finish Rank	3
Fastest Section Time (Section)	0:08.50 (Overall)
Top Speed [km/h] (Section)	68.5 (L1200)
Race State	Finished



Pukekohe Park - Professional
 Race 6: DUNSTAN HORSEFEEDS 1300 - 1300m
 06 April 2024 - 3:29PM
 Track Rating: Good 4, Weather: Fine, Rail Position: True



Section	Overall	L1000	L800	L600	L400	L200	L0
Section Times	1:15.46 [3] (0:08.50)	1:06.96 [5] (0:10.96)	0:56.00 [5] (0:11.16)	0:44.84 [5] (0:11.12)	0:33.72 [5] (0:11.01)	0:22.71 [4] (0:11.03)	0:11.68 [5] (0:11.68)
Average Speed [km/h]	42.3	65.7	65.5	65.9	66.1	65.4	61.6
Top Speed [km/h]	60.7	68.5	67.6	66.7	67.0	66.5	63.5
Avg. Dist. to Rail [m]	3.6	2.4	2.7	2.8	3.4	6.5	5.4
Avg. Stride Freq. [Hz]	2.3	2.5	2.4	2.4	2.4	2.4	2.3
Avg. Stride Length [m]	5.0	7.4	7.5	7.6	7.5	7.6	7.3



- [] Ranking at each section and finish
- :-:- No data available at this section
- NA No data available

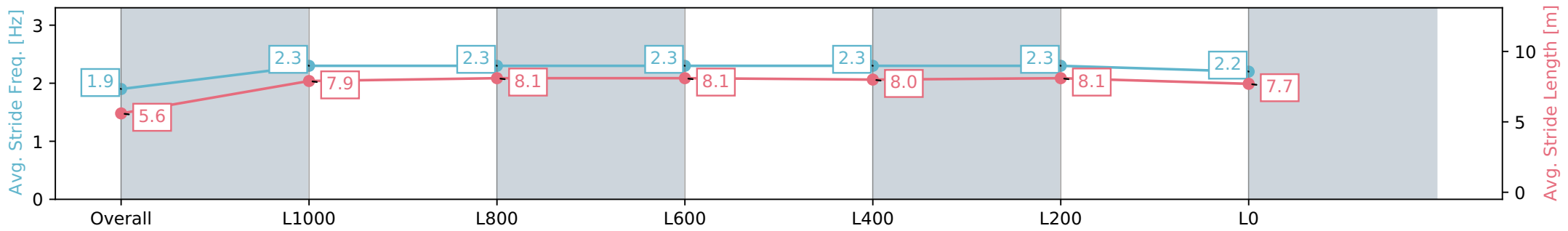
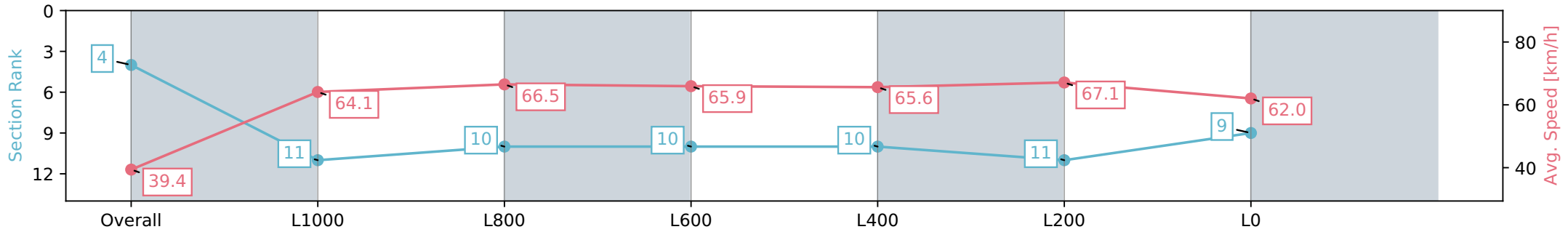
Horse/Jockey Name	SAINT BATHANS
Finish Rank	4
Fastest Section Time (Section)	0:09.13 (Overall)
Top Speed [km/h] (Section)	68.1 (L400)
Race State	Finished



Pukekohe Park - Professional
 Race 6: DUNSTAN HORSEFEEDS 1300 - 1300m
 06 April 2024 - 3:29PM
 Track Rating: Good 4, Weather: Fine, Rail Position: True



Section	Overall	L1000	L800	L600	L400	L200	L0
Section Times	1:15.75 [4] (0:09.13)	1:06.62 [11] (0:11.23)	0:55.39 [10] (0:10.98)	0:44.41 [10] (0:11.04)	0:33.37 [10] (0:11.02)	0:22.35 [11] (0:10.74)	0:11.61 [9] (0:11.61)
Average Speed [km/h]	39.4	64.1	66.5	65.9	65.6	67.1	62.0
Top Speed [km/h]	58.2	67.1	66.9	66.9	67.5	68.1	64.6
Avg. Dist. to Rail [m]	5.1	1.7	1.9	2.0	1.6	3.1	1.0
Avg. Stride Freq. [Hz]	1.9	2.3	2.3	2.3	2.3	2.3	2.2
Avg. Stride Length [m]	5.6	7.9	8.1	8.1	8.0	8.1	7.7



- [] Ranking at each section and finish
- :-:- No data available at this section
- NA No data available

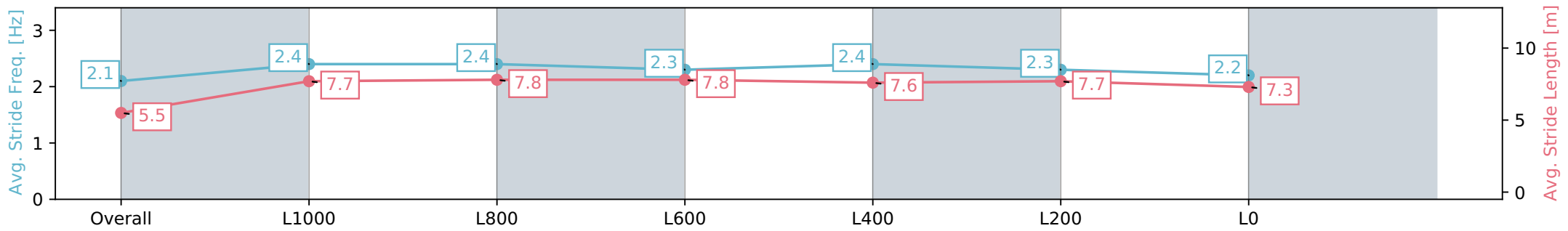
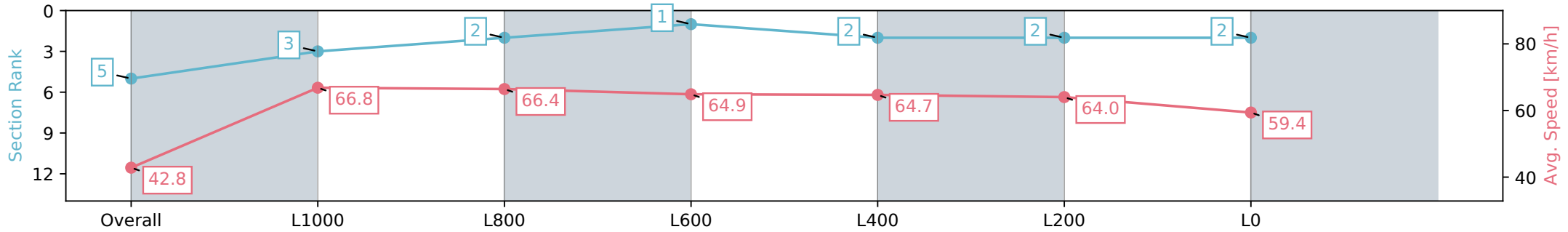
Horse/Jockey Name	TRIGON LAD
Finish Rank	5
Fastest Section Time (Section)	0:08.39 (Overall)
Top Speed [km/h] (Section)	69.2 (L1200)
Race State	Finished



Pukekohe Park - Professional
 Race 6: DUNSTAN HORSEFEEDS 1300 - 1300m
 06 April 2024 - 3:29PM
 Track Rating: Good 4, Weather: Fine, Rail Position: True



Section	Overall	L1000	L800	L600	L400	L200	L0
Section Times	1:15.85 [5] (0:08.39)	1:07.46 [3] (0:10.80)	0:56.66 [2] (0:10.89)	0:45.77 [1] (0:11.23)	0:34.54 [2] (0:11.17)	0:23.37 [2] (0:11.25)	0:12.12 [2] (0:12.12)
Average Speed [km/h]	42.8	66.8	66.4	64.9	64.7	64.0	59.4
Top Speed [km/h]	61.7	69.2	68.5	66.5	65.8	65.7	61.6
Avg. Dist. to Rail [m]	7.6	3.3	1.1	2.3	0.8	1.7	2.3
Avg. Stride Freq. [Hz]	2.1	2.4	2.4	2.3	2.4	2.3	2.2
Avg. Stride Length [m]	5.5	7.7	7.8	7.8	7.6	7.7	7.3



- [] Ranking at each section and finish
- :-:- No data available at this section
- NA No data available

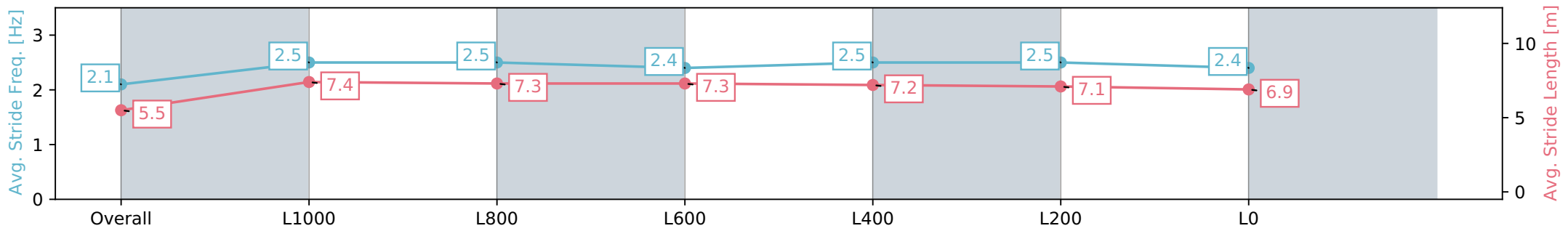
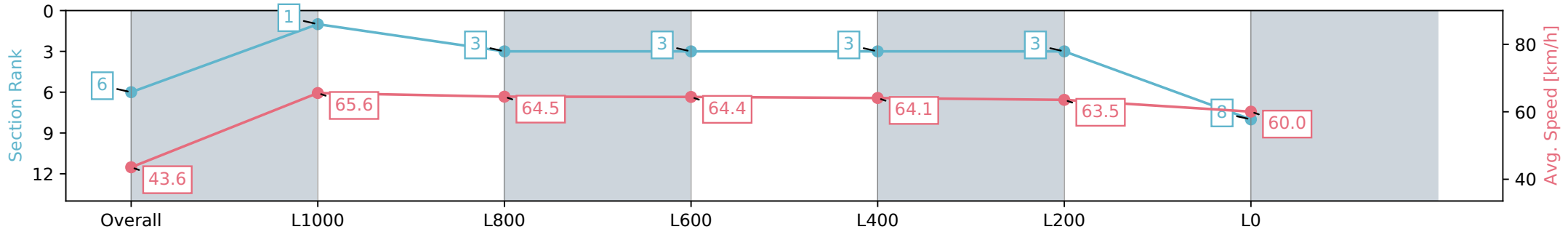
Horse/Jockey Name	BEEBEEP
Finish Rank	6
Fastest Section Time (Section)	0:08.28 (Overall)
Top Speed [km/h] (Section)	66.8 (L1200)
Race State	Finished



Pukekohe Park - Professional
 Race 6: DUNSTAN HORSEFEEDS 1300 - 1300m
 06 April 2024 - 3:29PM
 Track Rating: Good 4, Weather: Fine, Rail Position: True



Section	Overall	L1000	L800	L600	L400	L200	L0
Section Times	1:15.90 [6] (0:08.28)	1:07.61 [1] (0:10.97)	0:56.64 [3] (0:11.09)	0:45.55 [3] (0:11.10)	0:34.45 [3] (0:11.13)	0:23.32 [3] (0:11.37)	0:11.95 [8] (0:11.95)
Average Speed [km/h]	43.6	65.6	64.5	64.4	64.1	63.5	60.0
Top Speed [km/h]	62.0	66.8	66.2	66.3	65.8	65.8	63.1
Avg. Dist. to Rail [m]	1.5	0.3	1.0	1.3	1.8	1.1	1.3
Avg. Stride Freq. [Hz]	2.1	2.5	2.5	2.4	2.5	2.5	2.4
Avg. Stride Length [m]	5.5	7.4	7.3	7.3	7.2	7.1	6.9



- [] Ranking at each section and finish
- :-:- No data available at this section
- NA No data available

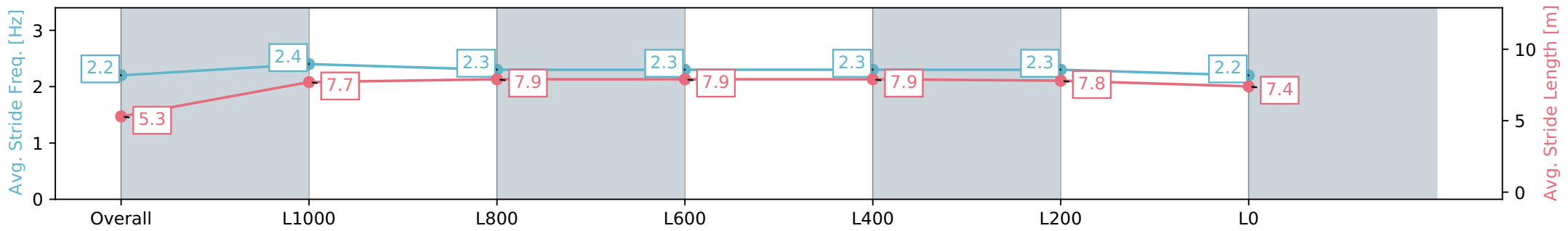
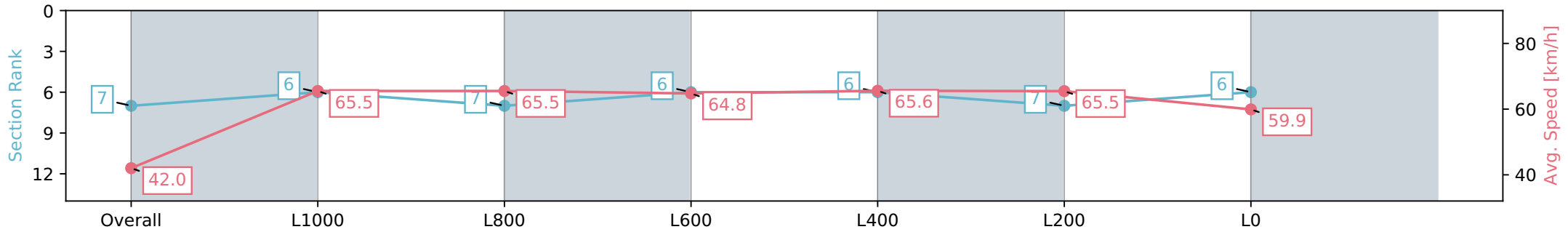
Horse/Jockey Name	IS THAT SO
Finish Rank	7
Fastest Section Time (Section)	0:08.55 (Overall)
Top Speed [km/h] (Section)	67.3 (L1200)
Race State	Finished



Pukekohe Park - Professional
 Race 6: DUNSTAN HORSEFEEDS 1300 - 1300m
 06 April 2024 - 3:29PM
 Track Rating: Good 4, Weather: Fine, Rail Position: True



Section	Overall	L1000	L800	L600	L400	L200	L0
Section Times	1:15.91 [7] (0:08.55)	1:07.36 [6] (0:11.03)	0:56.33 [7] (0:11.08)	0:45.25 [6] (0:11.20)	0:34.05 [6] (0:11.01)	0:23.04 [7] (0:11.00)	0:12.04 [6] (0:12.04)
Average Speed [km/h]	42.0	65.5	65.5	64.8	65.6	65.5	59.9
Top Speed [km/h]	61.6	67.3	67.3	65.9	66.8	67.0	63.1
Avg. Dist. to Rail [m]	0.9	0.9	1.6	1.7	0.6	0.5	1.0
Avg. Stride Freq. [Hz]	2.2	2.4	2.3	2.3	2.3	2.3	2.2
Avg. Stride Length [m]	5.3	7.7	7.9	7.9	7.9	7.8	7.4



- [] Ranking at each section and finish
- :-:- No data available at this section
- NA No data available

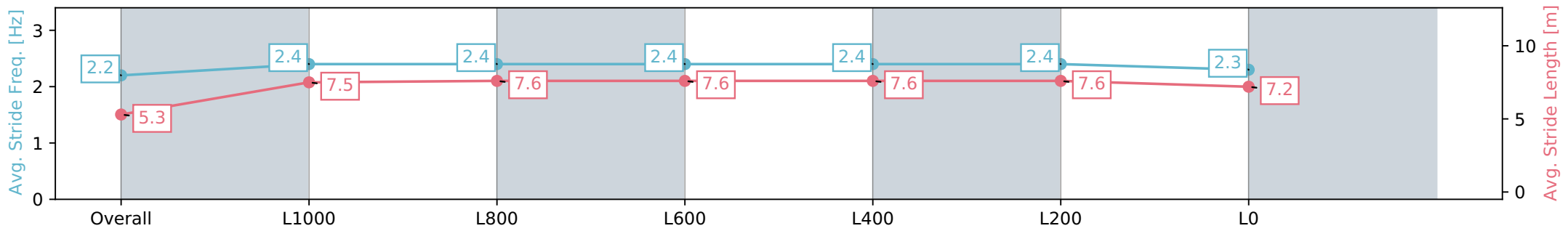
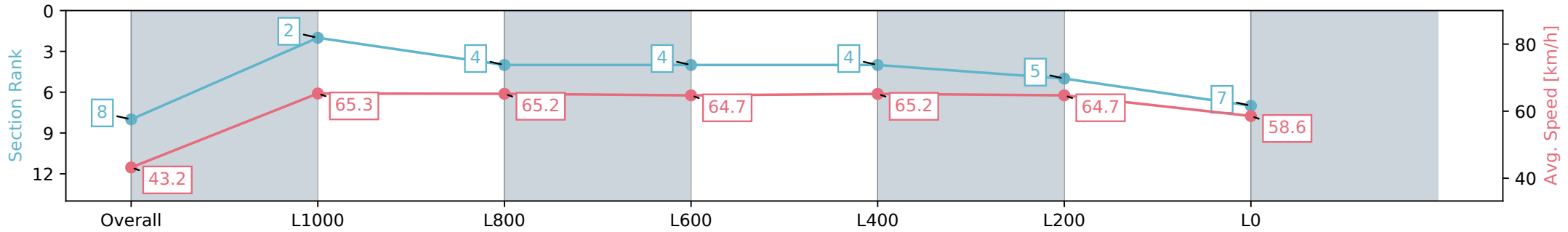
Horse/Jockey Name	DIGGER
Finish Rank	8
Fastest Section Time (Section)	0:08.28 (Overall)
Top Speed [km/h] (Section)	67.4 (L1200)
Race State	Finished



Pukekohe Park - Professional
 Race 6: DUNSTAN HORSEFEEDS 1300 - 1300m
 06 April 2024 - 3:29PM
 Track Rating: Good 4, Weather: Fine, Rail Position: True



Section	Overall	L1000	L800	L600	L400	L200	L0
Section Times	1:16.18 [8] (0:08.28)	1:07.89 [2] (0:11.03)	0:56.86 [4] (0:11.10)	0:45.76 [4] (0:11.26)	0:34.50 [4] (0:11.11)	0:23.39 [5] (0:11.12)	0:12.27 [7] (0:12.27)
Average Speed [km/h]	43.2	65.3	65.2	64.7	65.2	64.7	58.6
Top Speed [km/h]	60.2	67.4	67.1	65.6	67.0	67.0	61.9
Avg. Dist. to Rail [m]	4.2	0.5	0.8	1.9	1.3	2.9	4.0
Avg. Stride Freq. [Hz]	2.2	2.4	2.4	2.4	2.4	2.4	2.3
Avg. Stride Length [m]	5.3	7.5	7.6	7.6	7.6	7.6	7.2



- [] Ranking at each section and finish
- :-:- No data available at this section
- NA No data available

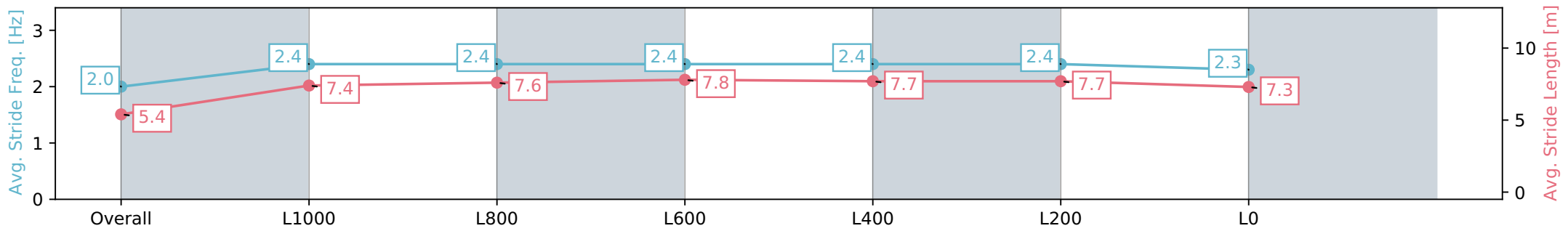
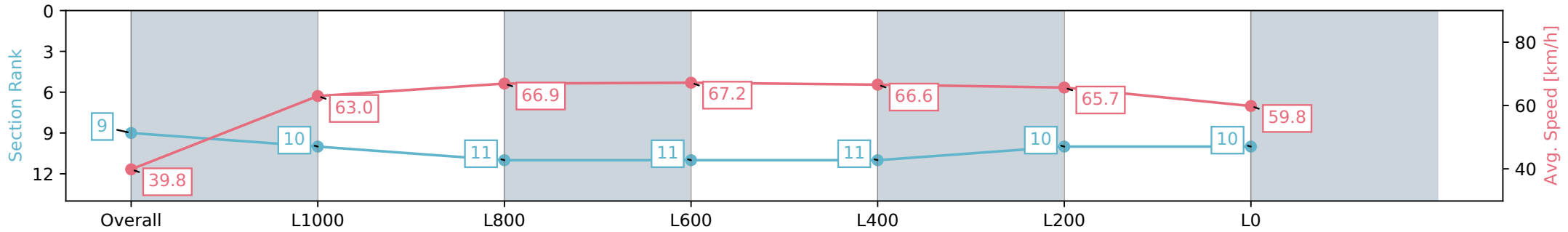
Horse/Jockey Name	PAISLEY PARK
Finish Rank	9
Fastest Section Time (Section)	0:09.05 (Overall)
Top Speed [km/h] (Section)	68.4 (L1000)
Race State	Finished



Pukekohe Park - Professional
 Race 6: DUNSTAN HORSEFEEDS 1300 - 1300m
 06 April 2024 - 3:29PM
 Track Rating: Good 4, Weather: Fine, Rail Position: True



Section	Overall	L1000	L800	L600	L400	L200	L0
Section Times	1:16.28 [9] (0:09.05)	1:07.23 [10] (0:11.44)	0:55.79 [11] (0:10.94)	0:44.85 [11] (0:10.96)	0:33.89 [11] (0:10.94)	0:22.95 [10] (0:10.96)	0:11.99 [10] (0:11.99)
Average Speed [km/h]	39.8	63.0	66.9	67.2	66.6	65.7	59.8
Top Speed [km/h]	56.4	66.5	68.4	67.6	67.9	67.9	62.8
Avg. Dist. to Rail [m]	8.1	4.9	3.2	3.3	3.3	5.9	7.5
Avg. Stride Freq. [Hz]	2.0	2.4	2.4	2.4	2.4	2.4	2.3
Avg. Stride Length [m]	5.4	7.4	7.6	7.8	7.7	7.7	7.3



- [] Ranking at each section and finish
- :-:- No data available at this section
- NA No data available

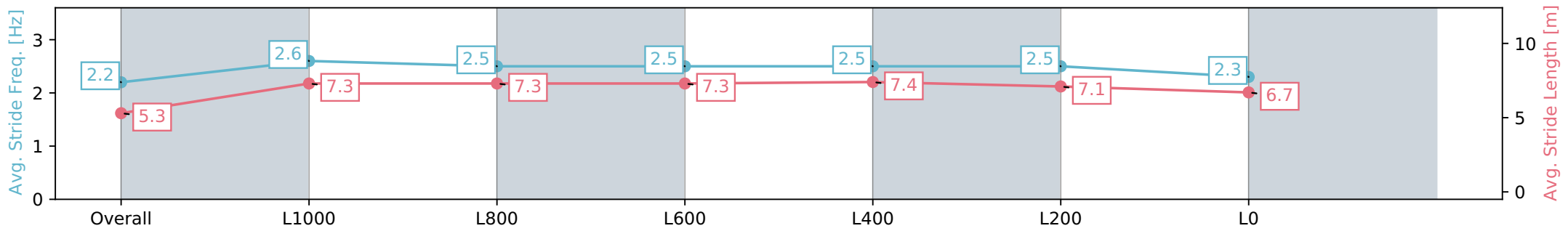
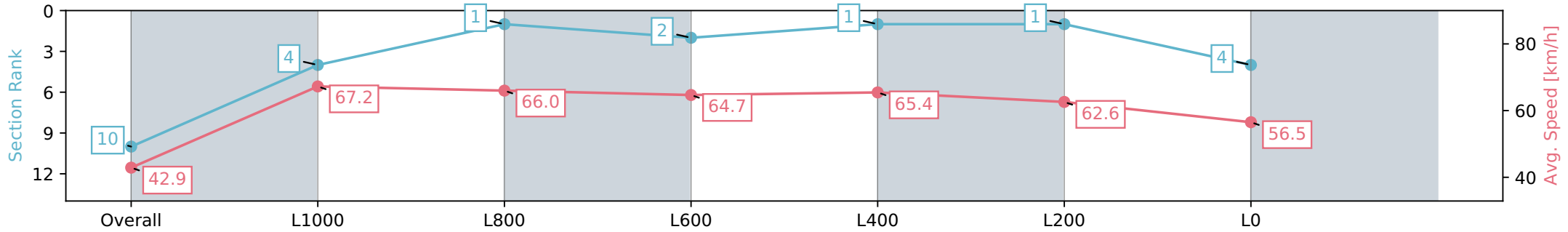
Horse/Jockey Name	ONE MORE TIME
Finish Rank	10
Fastest Section Time (Section)	0:08.46 (Overall)
Top Speed [km/h] (Section)	69.5 (L1200)
Race State	Finished



Pukekohe Park - Professional
 Race 6: DUNSTAN HORSEFEEDS 1300 - 1300m
 06 April 2024 - 3:29PM
 Track Rating: Good 4, Weather: Fine, Rail Position: True



Section	Overall	L1000	L800	L600	L400	L200	L0
Section Times	1:16.54 [10] (0:08.46)	1:08.08 [4] (0:10.71)	0:57.37 [1] (0:10.93)	0:46.44 [2] (0:11.15)	0:35.29 [1] (0:11.07)	0:24.22 [1] (0:11.45)	0:12.77 [4] (0:12.77)
Average Speed [km/h]	42.9	67.2	66.0	64.7	65.4	62.6	56.5
Top Speed [km/h]	63.3	69.5	67.6	65.7	65.9	65.6	60.1
Avg. Dist. to Rail [m]	4.9	3.1	0.6	0.6	0.6	1.1	1.6
Avg. Stride Freq. [Hz]	2.2	2.6	2.5	2.5	2.5	2.5	2.3
Avg. Stride Length [m]	5.3	7.3	7.3	7.3	7.4	7.1	6.7



- [] Ranking at each section and finish
- :-:- No data available at this section
- NA No data available

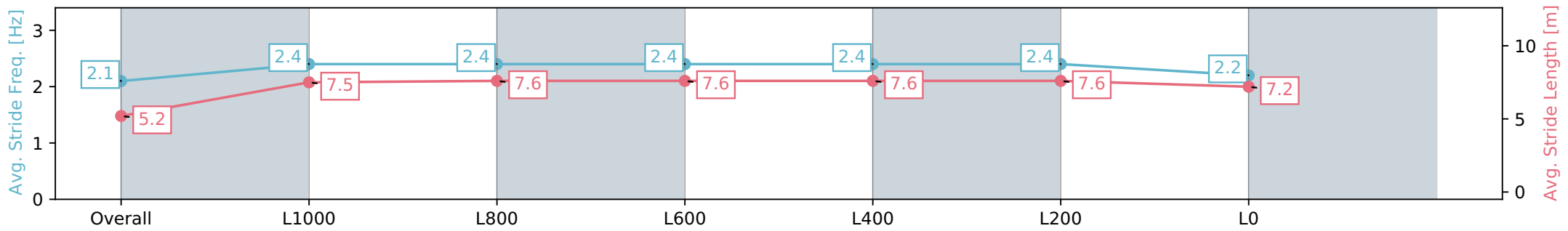
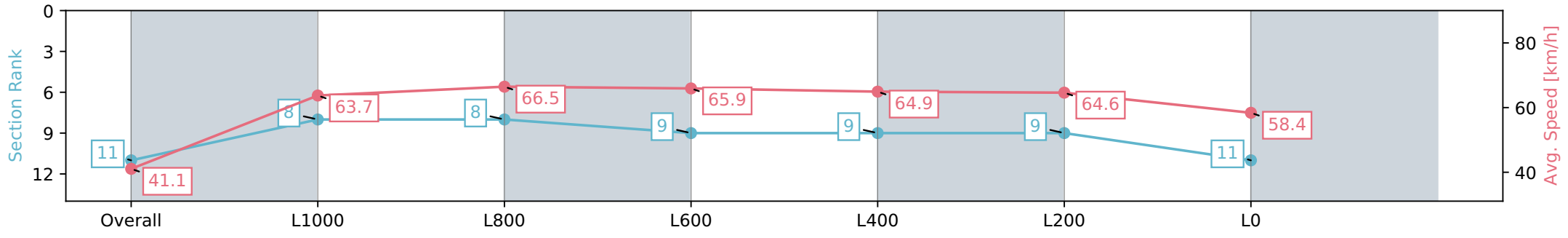
Horse/Jockey Name	TELLALL
Finish Rank	11
Fastest Section Time (Section)	0:08.80 (Overall)
Top Speed [km/h] (Section)	67.4 (L1000)
Race State	Finished



Pukekohe Park - Professional
 Race 6: DUNSTAN HORSEFEEDS 1300 - 1300m
 06 April 2024 - 3:29PM
 Track Rating: Good 4, Weather: Fine, Rail Position: True



Section	Overall	L1000	L800	L600	L400	L200	L0
Section Times	1:16.69 [11] (0:08.80)	1:07.89 [8] (0:11.27)	0:56.62 [8] (0:11.04)	0:45.58 [9] (0:11.01)	0:34.57 [9] (0:11.05)	0:23.52 [9] (0:11.20)	0:12.32 [11] (0:12.32)
Average Speed [km/h]	41.1	63.7	66.5	65.9	64.9	64.6	58.4
Top Speed [km/h]	60.3	66.8	67.4	67.0	67.3	67.1	60.2
Avg. Dist. to Rail [m]	10.1	3.8	3.0	1.1	0.7	1.7	2.1
Avg. Stride Freq. [Hz]	2.1	2.4	2.4	2.4	2.4	2.4	2.2
Avg. Stride Length [m]	5.2	7.5	7.6	7.6	7.6	7.6	7.2



- [] Ranking at each section and finish
- :-:- No data available at this section
- NA No data available