

Track Rating: Good 4, Weather: Fine, Rail Position: True

Section Field Times		Overall	L1400	L1200	L1000	L800	L600							
		1:35.32	1:21.08	1:09.47	0:57.91	0:46.02	0:34.16							
		(0:14.23)	(0:11.62)	(0:11.56)	(0:11.89)	(0:11.86)	(0:11.43)							
Position	#	Horse/Jockey	Barrier	Top Speed [km/h]	Fastest Section	First 400m								Distance Travelled From Winner [m]
1	8	LERADO	8	67.8	0:10.80	0:26.67	1:35.32	1:20.58 [9]	1:08.65 [9]	0:56.69 [9]	0:44.81 [9]	0:33.26 [8]		
		Ashvin Goindasamy		400-200	400-200		(0:14.74)	(0:11.93)	(0:11.96)	(0:11.88)	(0:11.55)	(0:11.16)		
2	6	HE'S CLASSIC	6	67.4	0:10.92	0:26.35	1:35.49	1:20.97 [7]	1:09.14 [7]	0:57.26 [7]	0:45.55 [6]	0:33.70 [6]		+8
		Triston Moodley		400-200	400-200		(0:14.52)	(0:11.83)	(0:11.88)	(0:11.71)	(0:11.85)	(0:11.24)		
3	9	FINAL PURCHASE	9	65.8	0:11.06	0:25.89	1:35.58	1:21.31 [2]	1:09.69 [2]	0:57.91 [3]	0:45.99 [3]	0:34.02 [3]		+10
		Bill Jacobson		600-400	400-200		(0:14.27)	(0:11.62)	(0:11.78)	(0:11.92)	(0:11.97)	(0:11.30)		
4	11	XRATED	11	68.2	0:10.87	0:26.28	1:35.69	1:21.21 [5]	1:09.40 [6]	0:57.50 [6]	0:45.51 [7]	0:33.63 [7]		+13
		Kazuya Asano		600-400	400-200		(0:14.48)	(0:11.81)	(0:11.90)	(0:11.99)	(0:11.88)	(0:11.15)		
5	4	SPICEY LAD	4	66.2	0:11.17	0:26.23	1:36.00	1:21.70 [3]	1:09.77 [5]	0:58.02 [4]	0:46.18 [4]	0:34.40 [4]		+4
		Ace Lawson-Carroll		600-400	400-200		(0:14.30)	(0:11.93)	(0:11.75)	(0:11.84)	(0:11.78)	(0:11.28)		
6	2	BILLY BUNTER	2	67.7	0:10.84	0:26.85	1:36.08	1:21.18 [10]	1:09.23 [10]	0:57.19 [10]	0:45.40 [10]	0:33.82 [10]		+13
		Kelly Myers		400-200	400-200		(0:14.90)	(0:11.95)	(0:12.04)	(0:11.79)	(0:11.57)	(0:11.32)		
7	1	ALL THE RAGE	1	64.3	0:11.41	0:25.98	1:36.10	1:21.60 [6]	1:10.12 [3]	0:58.59 [2]	0:46.75 [2]	0:34.94 [2]		+8
		Bailey Rogerson		600-400	400-200		(0:14.50)	(0:11.48)	(0:11.53)	(0:11.84)	(0:11.81)	(0:11.49)		
8	12	CHANTARI BAY	12	65.4	0:11.42	0:25.85	1:36.14	1:21.91 [1]	1:10.29 [1]	0:58.73 [1]	0:46.84 [1]	0:34.98 [1]		+5
		Tayla Mitchell		600-400	400-200		(0:14.23)	(0:11.62)	(0:11.56)	(0:11.89)	(0:11.86)	(0:11.43)		
9	7	BASSOROC	7	65.8	0:11.24	0:26.19	1:36.36	1:22.00 [4]	1:10.17 [4]	0:58.35 [5]	0:46.47 [5]	0:34.62 [5]		+8
		Courtney Barnes		400-200	400-200		(0:14.36)	(0:11.83)	(0:11.82)	(0:11.88)	(0:11.85)	(0:11.44)		
10	13	ROSETOWN PRINCESS	13	66.6	0:11.10	0:26.60	1:36.70	1:22.04 [8]	1:10.10 [8]	0:58.20 [8]	0:46.28 [8]	0:34.46 [9]		+14
		Ngakau Hailey		400-200	400-200		(0:14.66)	(0:11.94)	(0:11.90)	(0:11.92)	(0:11.82)	(0:11.36)		

Scratched: Mahoe (#3), King Of The North (#5), Candycane (#10)

Track Rating: Good 4, Weather: Fine, Rail Position: True

Section							Overall	L1400	L1200	L1000	L800	L600		
Field Times							1:35.32 (0:14.23)	1:21.08 (0:11.62)	1:09.47 (0:11.56)	0:57.91 (0:11.89)	0:46.02 (0:11.86)	0:34.16 (0:11.43)		
Position	#	Horse/Jockey	Barrier	Top Speed [km/h]	Fastest Section	First 400m								Distance Travelled From Winner [m]
11	14	TAHUROA HEIGHT	14	65.7	0:11.28	0:27.35	1:36.90	1:21.29 [11]	1:09.55 [11]	0:57.60 [11]	0:45.90 [11]	0:34.49 [11]		+6
		Lily Sutherland		600-400	400-200		(0:15.61)	(0:11.74)	(0:11.95)	(0:11.70)	(0:11.41)	(0:11.28)		

Scratched: Mahoe (#3), King Of The North (#5), Candycane (#10)

Track Rating: Good 4, Weather: Fine, Rail Position: True

Section				L400	L200						
Field Times				0:22.73	0:11.39						
				(0:11.33)	(0:11.39)						
Position	#	Horse/Jockey	Barrier	Top Speed [km/h]	Fastest Section	First 400m			Margin		Distance Travelled From Winner [m]
1	8	LERADO	8	67.8	0:10.80	0:26.67	0:22.10 [8]	0:11.30 [4]	1:35.32		
		Ashvin Goindasamy		400-200	400-200		(0:10.80)	(0:11.30)			
2	6	HE'S CLASSIC	6	67.4	0:10.92	0:26.35	0:22.46 [5]	0:11.54 [2]	0.17L		+8
		Triston Moodley		400-200	400-200		(0:10.92)	(0:11.54)			
3	9	FINAL PURCHASE	9	65.8	0:11.06	0:25.89	0:22.72 [3]	0:11.66 [1]	0.09L		+10
		Bill Jacobson		600-400	400-200		(0:11.06)	(0:11.66)			
4	11	XRATED	11	68.2	0:10.87	0:26.28	0:22.48 [7]	0:11.61 [7]	0.11L		+13
		Kazuya Asano		600-400	400-200		(0:10.87)	(0:11.61)			
5	4	SPICEY LAD	4	66.2	0:11.17	0:26.23	0:23.12 [4]	0:11.95 [5]	0.31L		+4
		Ace Lawson-Carroll		600-400	400-200		(0:11.17)	(0:11.95)			
6	2	BILLY BUNTER	2	67.7	0:10.84	0:26.85	0:22.50 [9]	0:11.66 [9]	0.08L		+13
		Kelly Myers		400-200	400-200		(0:10.84)	(0:11.66)			
7	1	ALL THE RAGE	1	64.3	0:11.41	0:25.98	0:23.45 [2]	0:12.04 [6]	0.02L		+8
		Bailey Rogerson		600-400	400-200		(0:11.41)	(0:12.04)			
8	12	CHANTARI BAY	12	65.4	0:11.42	0:25.85	0:23.55 [1]	0:12.13 [3]	0.04L		+5
		Tayla Mitchell		600-400	400-200		(0:11.42)	(0:12.13)			
9	7	BASSOROC	7	65.8	0:11.24	0:26.19	0:23.18 [6]	0:11.94 [8]	0.22L		+8
		Courtney Barnes		400-200	400-200		(0:11.24)	(0:11.94)			
10	13	ROSETOWN PRINCESS	13	66.6	0:11.10	0:26.60	0:23.10 [10]	0:12.00 [10]	0.34L		+14
		Ngakau Hailey		400-200	400-200		(0:11.10)	(0:12.00)			

Scratched: Mahoe (#3), King Of The North (#5), Candycane (#10)

Track Rating: Good 4, Weather: Fine, Rail Position: True

Section				L400	L200										
Field Times				0:22.73	0:11.39										
				(0:11.33)	(0:11.39)										
Position	#	Horse/Jockey	Barrier	Top Speed [km/h]	Fastest Section	First 400m				Margin					Distance Travelled From Winner [m]
11	14	TAHUROA HEIGHT	14	65.7	0:11.28	0:27.35	0:23.20 [11]	0:11.92 [11]	0.2L						+6
		Lily Sutherland		600-400	400-200		(0:11.28)	(0:11.92)							

Scratched: Mahoe (#3), King Of The North (#5), Candycane (#10)

Horse/Jockey Name	LERADO
Finish Rank	1
Fastest Section Time (Section)	0:10.80 (L400)
Top Speed [km/h] (Section)	67.8 (L400)
Race State	Finished



Pukekohe Park - Professional

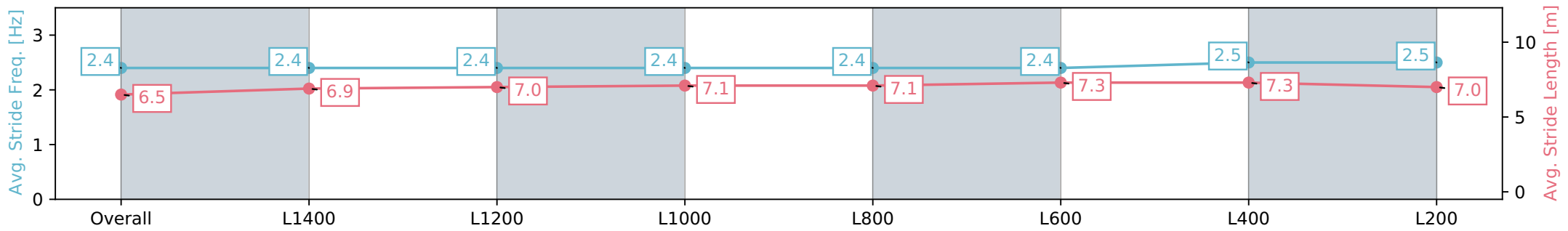
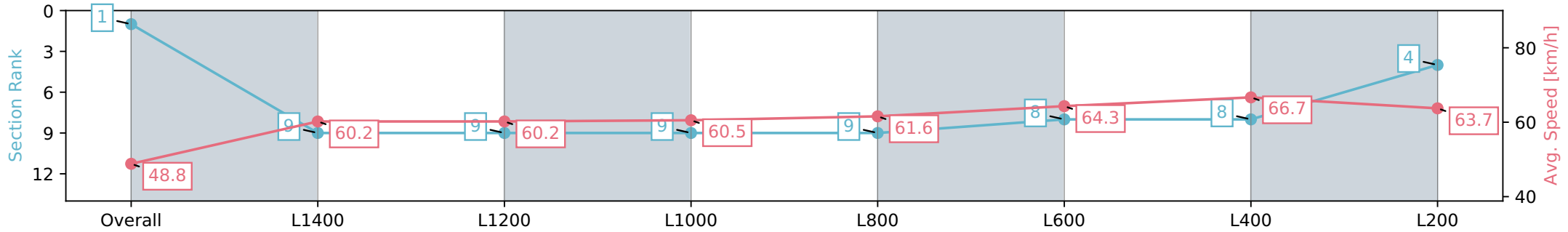
Race 5: HALLMARK STUD 1600 - 1600m

06 April 2024 - 2:54PM



Track Rating: Good 4, Weather: Fine, Rail Position: True

Section	Overall	L1400	L1200	L1000	L800	L600	L400	L200
Section Times	1:35.32 [1] (0:14.74)	1:20.58 [9] (0:11.93)	1:08.65 [9] (0:11.96)	0:56.69 [9] (0:11.88)	0:44.81 [9] (0:11.55)	0:33.26 [8] (0:11.16)	0:22.10 [8] (0:10.80)	0:11.30 [4] (0:11.30)
Average Speed [km/h]	48.8	60.2	60.2	60.5	61.6	64.3	66.7	63.7
Top Speed [km/h]	60.6	61.0	61.8	62.0	62.7	66.8	67.8	65.0
Avg. Dist. to Rail [m]	4.0	0.8	0.6	0.7	1.8	1.1	3.3	4.8
Avg. Stride Freq. [Hz]	2.4	2.4	2.4	2.4	2.4	2.4	2.5	2.5
Avg. Stride Length [m]	6.5	6.9	7.0	7.1	7.1	7.3	7.3	7.0



- [] Ranking at each section and finish
- :-:- No data available at this section
- NA No data available

Horse/Jockey Name	HE'S CLASSIC
Finish Rank	2
Fastest Section Time (Section)	0:10.92 (L400)
Top Speed [km/h] (Section)	67.4 (L400)
Race State	Finished



Pukekohe Park - Professional

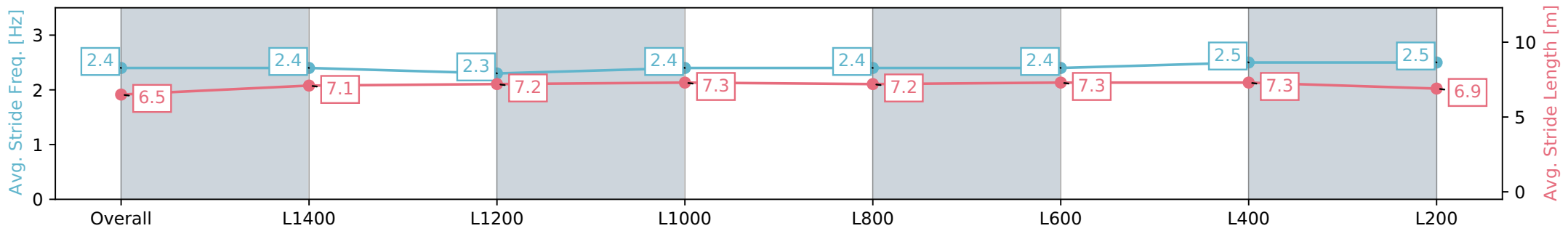
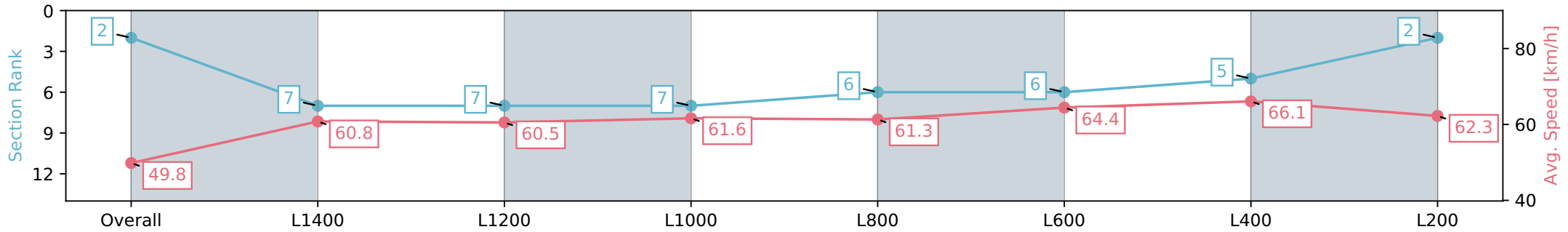
Race 5: HALLMARK STUD 1600 - 1600m

06 April 2024 - 2:54PM



Track Rating: Good 4, Weather: Fine, Rail Position: True

Section	Overall	L1400	L1200	L1000	L800	L600	L400	L200
Section Times	1:35.49 [2] (0:14.52)	1:20.97 [7] (0:11.83)	1:09.14 [7] (0:11.88)	0:57.26 [7] (0:11.71)	0:45.55 [6] (0:11.85)	0:33.70 [6] (0:11.24)	0:22.46 [5] (0:10.92)	0:11.54 [2] (0:11.54)
Average Speed [km/h]	49.8	60.8	60.5	61.6	61.3	64.4	66.1	62.3
Top Speed [km/h]	61.3	62.2	62.0	62.7	62.5	67.2	67.4	64.3
Avg. Dist. to Rail [m]	1.6	0.1	0.2	0.5	1.4	1.8	2.6	3.0
Avg. Stride Freq. [Hz]	2.4	2.4	2.3	2.4	2.4	2.4	2.5	2.5
Avg. Stride Length [m]	6.5	7.1	7.2	7.3	7.2	7.3	7.3	6.9



- [] Ranking at each section and finish
- :-:- No data available at this section
- NA No data available

Horse/Jockey Name	FINAL PURCHASE
Finish Rank	3
Fastest Section Time (Section)	0:11.06 (L400)
Top Speed [km/h] (Section)	65.8 (L600)
Race State	Finished



Pukekohe Park - Professional

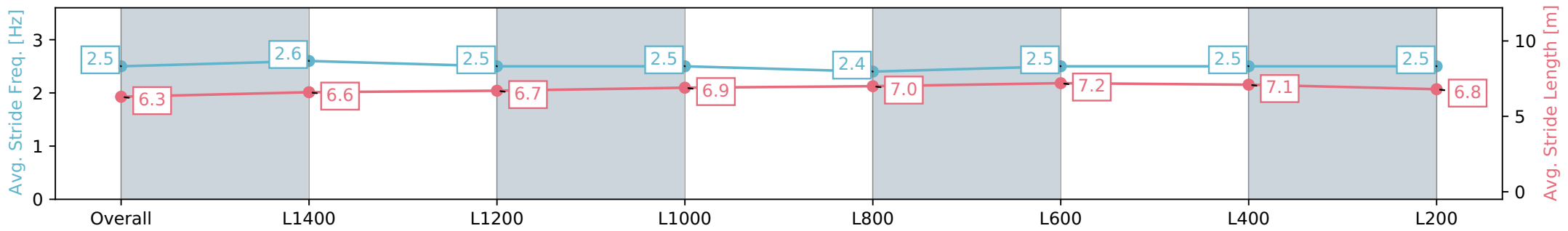
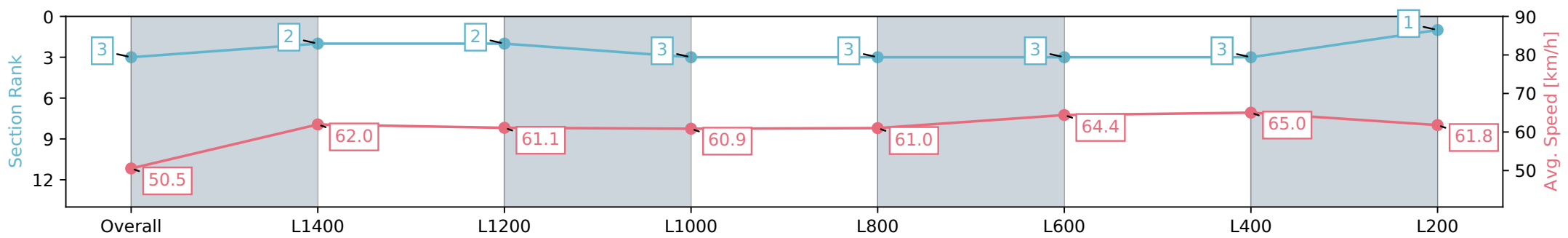
Race 5: HALLMARK STUD 1600 - 1600m

06 April 2024 - 2:54PM



Track Rating: Good 4, Weather: Fine, Rail Position: True

Section	Overall	L1400	L1200	L1000	L800	L600	L400	L200
Section Times	1:35.58 [3] (0:14.27)	1:21.31 [2] (0:11.62)	1:09.69 [2] (0:11.78)	0:57.91 [3] (0:11.92)	0:45.99 [3] (0:11.97)	0:34.02 [3] (0:11.30)	0:22.72 [3] (0:11.06)	0:11.66 [1] (0:11.66)
Average Speed [km/h]	50.5	62.0	61.1	60.9	61.0	64.4	65.0	61.8
Top Speed [km/h]	62.4	64.9	61.7	61.4	62.8	65.8	65.8	63.6
Avg. Dist. to Rail [m]	7.4	3.0	1.5	1.5	2.4	2.7	5.9	8.4
Avg. Stride Freq. [Hz]	2.5	2.6	2.5	2.5	2.4	2.5	2.5	2.5
Avg. Stride Length [m]	6.3	6.6	6.7	6.9	7.0	7.2	7.1	6.8



- [] Ranking at each section and finish
- :-:- No data available at this section
- NA No data available

Horse/Jockey Name	XRATED
Finish Rank	4
Fastest Section Time (Section)	0:10.87 (L400)
Top Speed [km/h] (Section)	68.2 (L600)
Race State	Finished

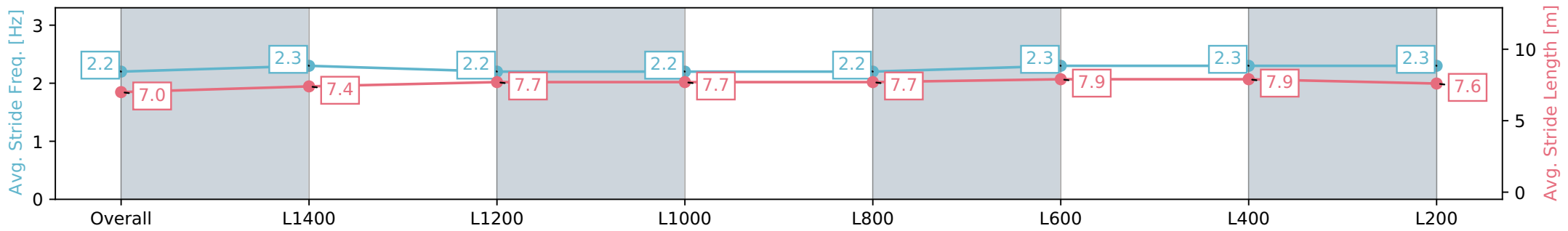
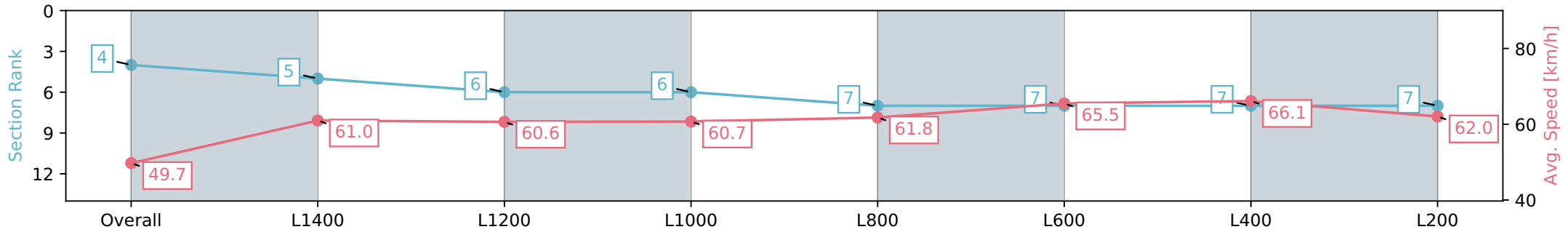


Pukekohe Park - Professional
 Race 5: HALLMARK STUD 1600 - 1600m
 06 April 2024 - 2:54PM



Track Rating: Good 4, Weather: Fine, Rail Position: True

Section	Overall	L1400	L1200	L1000	L800	L600	L400	L200
Section Times	1:35.69 [4] (0:14.48)	1:21.21 [5] (0:11.81)	1:09.40 [6] (0:11.90)	0:57.50 [6] (0:11.99)	0:45.51 [7] (0:11.88)	0:33.63 [7] (0:11.15)	0:22.48 [7] (0:10.87)	0:11.61 [7] (0:11.61)
Average Speed [km/h]	49.7	61.0	60.6	60.7	61.8	65.5	66.1	62.0
Top Speed [km/h]	62.3	62.7	61.7	62.8	63.2	68.2	68.1	64.1
Avg. Dist. to Rail [m]	2.5	1.4	1.6	2.5	3.3	3.7	7.5	9.8
Avg. Stride Freq. [Hz]	2.2	2.3	2.2	2.2	2.2	2.3	2.3	2.3
Avg. Stride Length [m]	7.0	7.4	7.7	7.7	7.7	7.9	7.9	7.6



- [] Ranking at each section and finish
- :-:- No data available at this section
- NA No data available

Horse/Jockey Name	SPICEY LAD
Finish Rank	5
Fastest Section Time (Section)	0:11.17 (L400)
Top Speed [km/h] (Section)	66.2 (L600)
Race State	Finished



Pukekohe Park - Professional

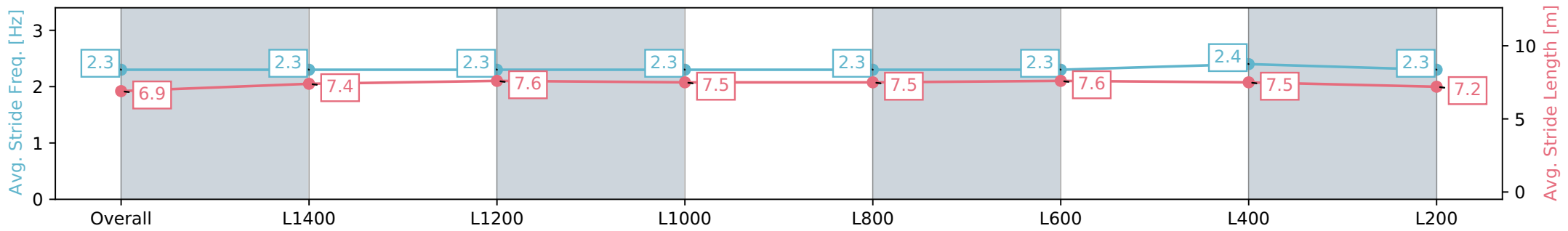
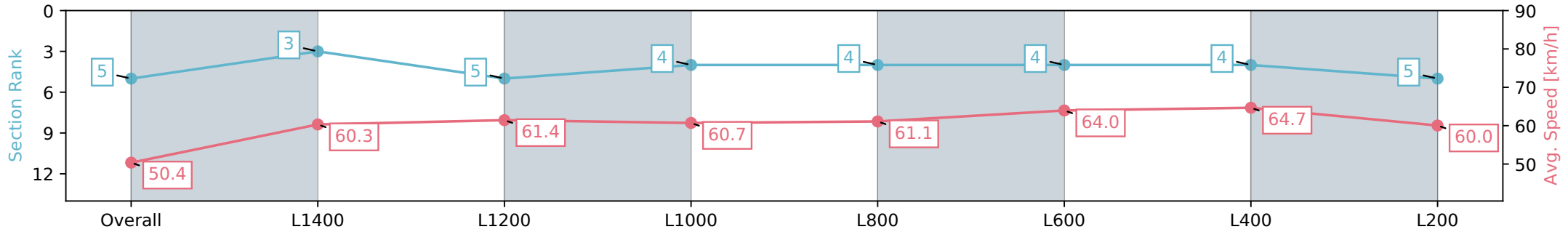
Race 5: HALLMARK STUD 1600 - 1600m

06 April 2024 - 2:54PM



Track Rating: Good 4, Weather: Fine, Rail Position: True

Section	Overall	L1400	L1200	L1000	L800	L600	L400	L200
Section Times	1:36.00 [5] (0:14.30)	1:21.70 [3] (0:11.93)	1:09.77 [5] (0:11.75)	0:58.02 [4] (0:11.84)	0:46.18 [4] (0:11.78)	0:34.40 [4] (0:11.28)	0:23.12 [4] (0:11.17)	0:11.95 [5] (0:11.95)
Average Speed [km/h]	50.4	60.3	61.4	60.7	61.1	64.0	64.7	60.0
Top Speed [km/h]	61.1	61.3	62.2	61.3	62.5	66.2	65.9	62.9
Avg. Dist. to Rail [m]	0.4	0.3	0.4	0.3	0.3	1.1	2.6	3.3
Avg. Stride Freq. [Hz]	2.3	2.3	2.3	2.3	2.3	2.3	2.4	2.3
Avg. Stride Length [m]	6.9	7.4	7.6	7.5	7.5	7.6	7.5	7.2



- [] Ranking at each section and finish
- :-:- No data available at this section
- NA No data available

Horse/Jockey Name	BILLY BUNTER
Finish Rank	6
Fastest Section Time (Section)	0:10.84 (L400)
Top Speed [km/h] (Section)	67.7 (L400)
Race State	Finished



Pukekohe Park - Professional

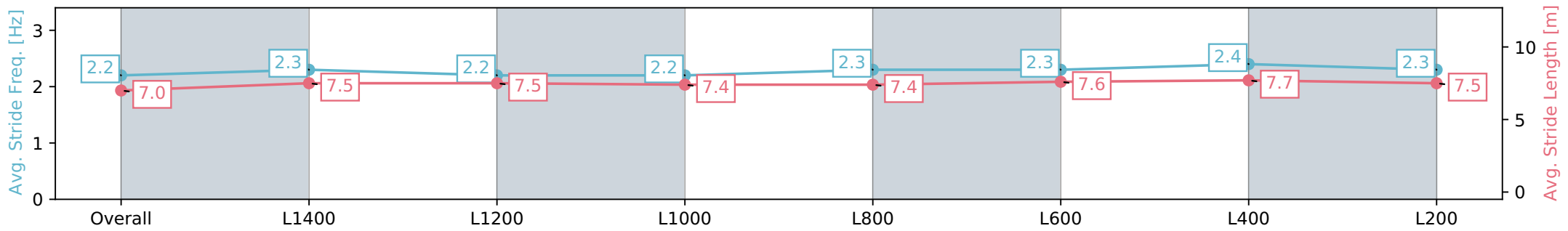
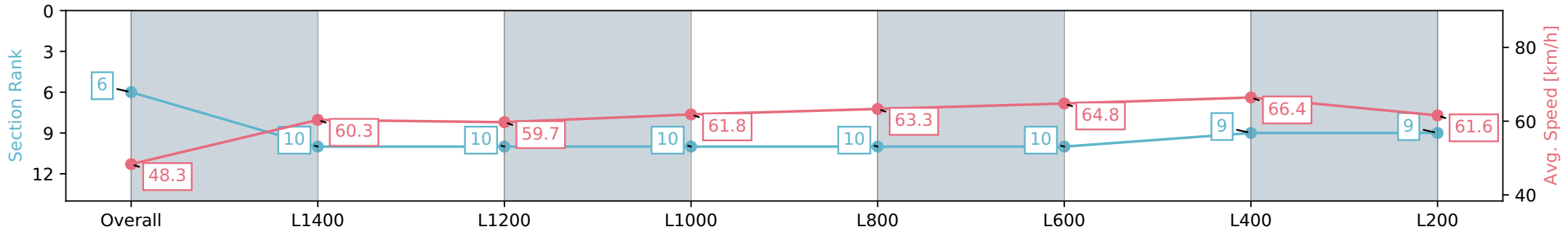
Race 5: HALLMARK STUD 1600 - 1600m

06 April 2024 - 2:54PM



Track Rating: Good 4, Weather: Fine, Rail Position: True

Section	Overall	L1400	L1200	L1000	L800	L600	L400	L200
Section Times	1:36.08 [6] (0:14.90)	1:21.18 [10] (0:11.95)	1:09.23 [10] (0:12.04)	0:57.19 [10] (0:11.79)	0:45.40 [10] (0:11.57)	0:33.82 [10] (0:11.32)	0:22.50 [9] (0:10.84)	0:11.66 [9] (0:11.66)
Average Speed [km/h]	48.3	60.3	59.7	61.8	63.3	64.8	66.4	61.6
Top Speed [km/h]	62.2	62.5	61.2	62.6	64.2	67.1	67.7	64.1
Avg. Dist. to Rail [m]	6.7	1.0	1.5	1.7	3.3	4.9	8.6	10.0
Avg. Stride Freq. [Hz]	2.2	2.3	2.2	2.2	2.3	2.3	2.4	2.3
Avg. Stride Length [m]	7.0	7.5	7.5	7.4	7.4	7.6	7.7	7.5



- [] Ranking at each section and finish
- :-:- No data available at this section
- NA No data available

Horse/Jockey Name	ALL THE RAGE
Finish Rank	7
Fastest Section Time (Section)	0:11.41 (L400)
Top Speed [km/h] (Section)	64.3 (L600)
Race State	Finished



Pukekohe Park - Professional

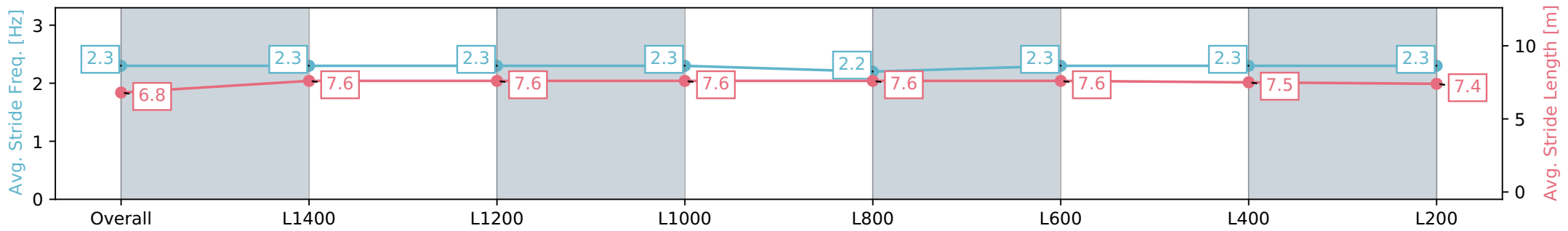
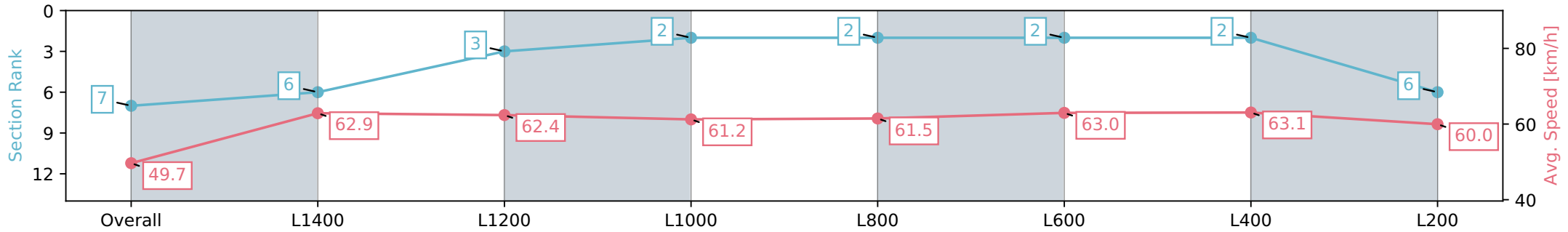
Race 5: HALLMARK STUD 1600 - 1600m

06 April 2024 - 2:54PM



Track Rating: Good 4, Weather: Fine, Rail Position: True

Section	Overall	L1400	L1200	L1000	L800	L600	L400	L200
Section Times	1:36.10 [7] (0:14.50)	1:21.60 [6] (0:11.48)	1:10.12 [3] (0:11.53)	0:58.59 [2] (0:11.84)	0:46.75 [2] (0:11.81)	0:34.94 [2] (0:11.49)	0:23.45 [2] (0:11.41)	0:12.04 [6] (0:12.04)
Average Speed [km/h]	49.7	62.9	62.4	61.2	61.5	63.0	63.1	60.0
Top Speed [km/h]	62.3	63.7	64.0	61.5	62.4	64.3	64.0	62.1
Avg. Dist. to Rail [m]	6.1	3.6	2.2	0.9	1.4	2.1	3.5	5.1
Avg. Stride Freq. [Hz]	2.3	2.3	2.3	2.3	2.2	2.3	2.3	2.3
Avg. Stride Length [m]	6.8	7.6	7.6	7.6	7.6	7.6	7.5	7.4



- [] Ranking at each section and finish
- :-:- No data available at this section
- NA No data available

Horse/Jockey Name	CHANTARI BAY
Finish Rank	8
Fastest Section Time (Section)	0:11.42 (L400)
Top Speed [km/h] (Section)	65.4 (L600)
Race State	Finished



Pukekohe Park - Professional

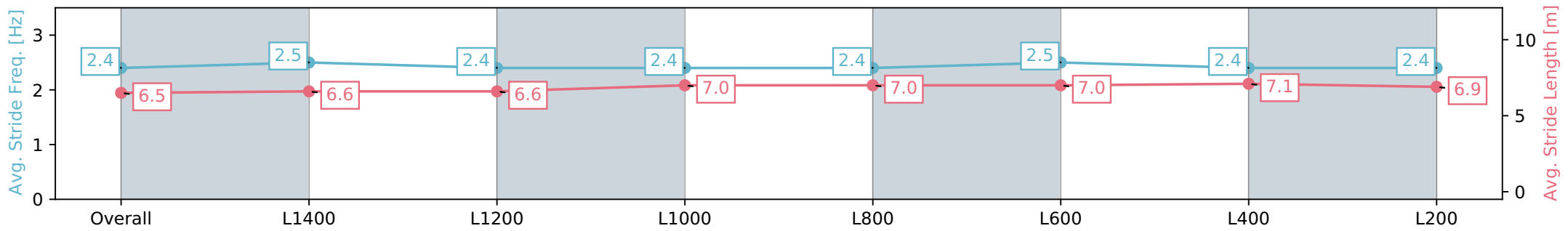
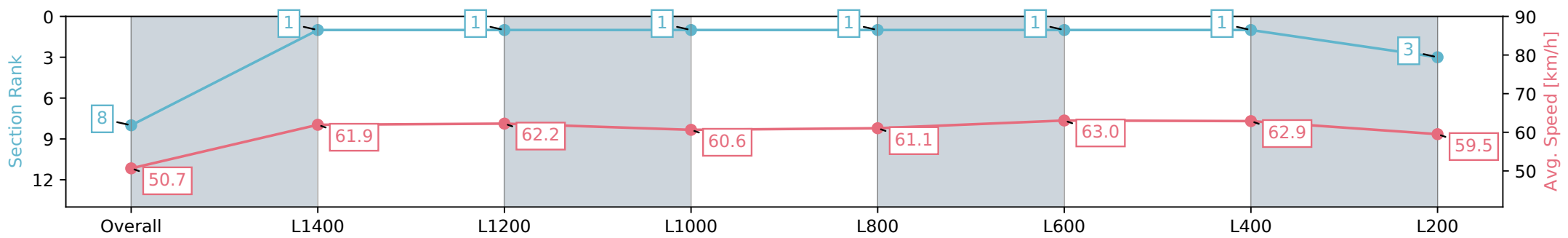
Race 5: HALLMARK STUD 1600 - 1600m

06 April 2024 - 2:54PM



Track Rating: Good 4, Weather: Fine, Rail Position: True

Section	Overall	L1400	L1200	L1000	L800	L600	L400	L200
Section Times	1:36.14 [8] (0:14.23)	1:21.91 [1] (0:11.62)	1:10.29 [1] (0:11.56)	0:58.73 [1] (0:11.89)	0:46.84 [1] (0:11.86)	0:34.98 [1] (0:11.43)	0:23.55 [1] (0:11.42)	0:12.13 [3] (0:12.13)
Average Speed [km/h]	50.7	61.9	62.2	60.6	61.1	63.0	62.9	59.5
Top Speed [km/h]	61.7	62.7	63.1	61.3	62.1	65.4	64.6	61.9
Avg. Dist. to Rail [m]	2.7	0.7	0.2	0.3	0.6	0.6	0.8	0.9
Avg. Stride Freq. [Hz]	2.4	2.5	2.4	2.4	2.4	2.5	2.4	2.4
Avg. Stride Length [m]	6.5	6.6	6.6	7.0	7.0	7.0	7.1	6.9



- [] Ranking at each section and finish
- :-:- No data available at this section
- NA No data available

Horse/Jockey Name	BASSOROC
Finish Rank	9
Fastest Section Time (Section)	0:11.24 (L400)
Top Speed [km/h] (Section)	65.8 (L400)
Race State	Finished

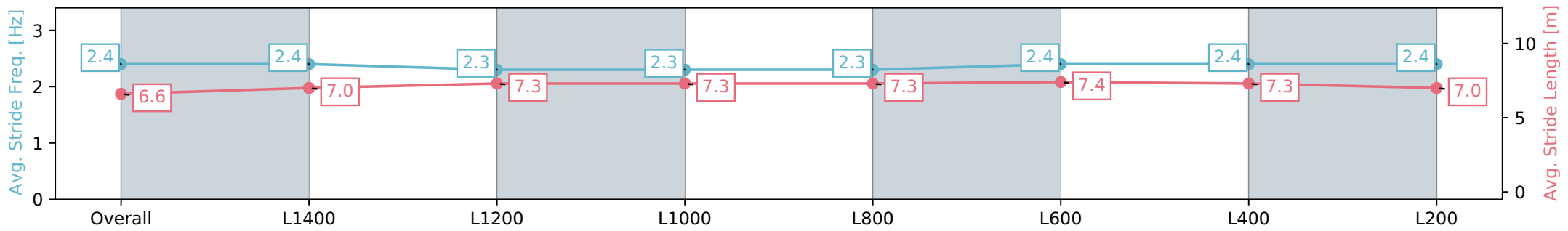
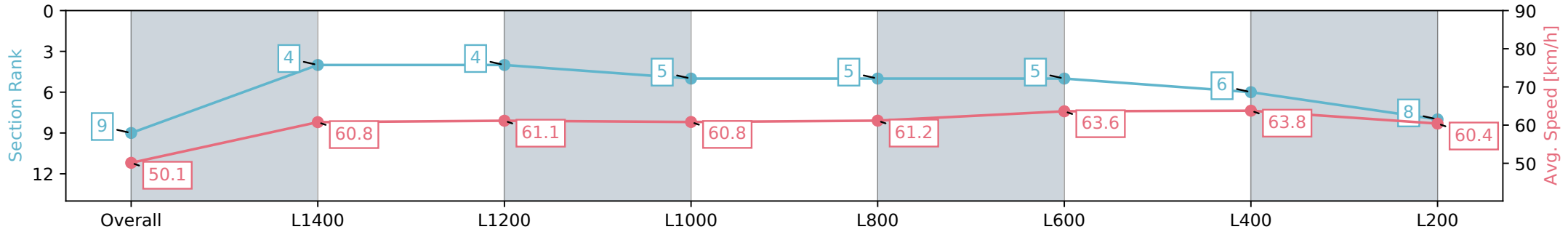


Pukekohe Park - Professional
 Race 5: HALLMARK STUD 1600 - 1600m
 06 April 2024 - 2:54PM



Track Rating: Good 4, Weather: Fine, Rail Position: True

Section	Overall	L1400	L1200	L1000	L800	L600	L400	L200
Section Times	1:36.36 [9] (0:14.36)	1:22.00 [4] (0:11.83)	1:10.17 [4] (0:11.82)	0:58.35 [5] (0:11.88)	0:46.47 [5] (0:11.85)	0:34.62 [5] (0:11.44)	0:23.18 [6] (0:11.24)	0:11.94 [8] (0:11.94)
Average Speed [km/h]	50.1	60.8	61.1	60.8	61.2	63.6	63.8	60.4
Top Speed [km/h]	62.2	62.5	62.0	62.4	62.2	65.7	65.8	62.5
Avg. Dist. to Rail [m]	4.2	2.2	2.0	1.0	1.2	2.4	5.9	7.9
Avg. Stride Freq. [Hz]	2.4	2.4	2.3	2.3	2.3	2.4	2.4	2.4
Avg. Stride Length [m]	6.6	7.0	7.3	7.3	7.3	7.4	7.3	7.0



- [] Ranking at each section and finish
- :-:- No data available at this section
- NA No data available

Horse/Jockey Name	ROSETOWN PRINCESS
Finish Rank	10
Fastest Section Time (Section)	0:11.10 (L400)
Top Speed [km/h] (Section)	66.6 (L400)
Race State	Finished



Pukekohe Park - Professional

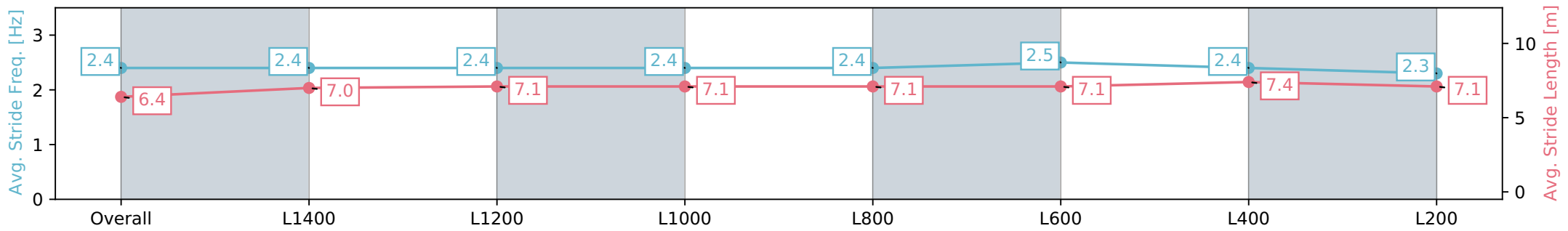
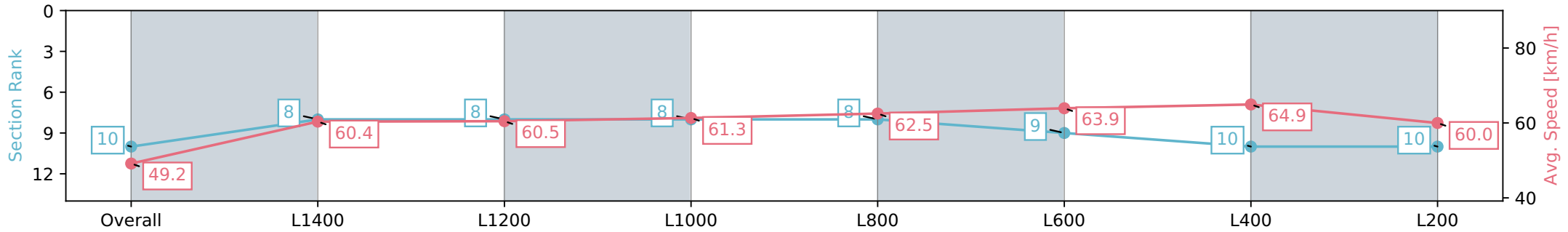
Race 5: HALLMARK STUD 1600 - 1600m

06 April 2024 - 2:54PM



Track Rating: Good 4, Weather: Fine, Rail Position: True

Section	Overall	L1400	L1200	L1000	L800	L600	L400	L200
Section Times	1:36.70 [10] (0:14.66)	1:22.04 [8] (0:11.94)	1:10.10 [8] (0:11.90)	0:58.20 [8] (0:11.92)	0:46.28 [8] (0:11.82)	0:34.46 [9] (0:11.36)	0:23.10 [10] (0:11.10)	0:12.00 [10] (0:12.00)
Average Speed [km/h]	49.2	60.4	60.5	61.3	62.5	63.9	64.9	60.0
Top Speed [km/h]	62.0	62.0	62.3	63.0	63.7	66.0	66.6	63.9
Avg. Dist. to Rail [m]	7.0	2.2	2.4	2.9	3.7	3.0	6.7	8.2
Avg. Stride Freq. [Hz]	2.4	2.4	2.4	2.4	2.4	2.5	2.4	2.3
Avg. Stride Length [m]	6.4	7.0	7.1	7.1	7.1	7.1	7.4	7.1



- [] Ranking at each section and finish
- :-:- No data available at this section
- NA No data available

Horse/Jockey Name	TAHUROA HEIGHT
Finish Rank	11
Fastest Section Time (Section)	0:11.28 (L400)
Top Speed [km/h] (Section)	65.7 (L600)
Race State	Finished



Pukekohe Park - Professional

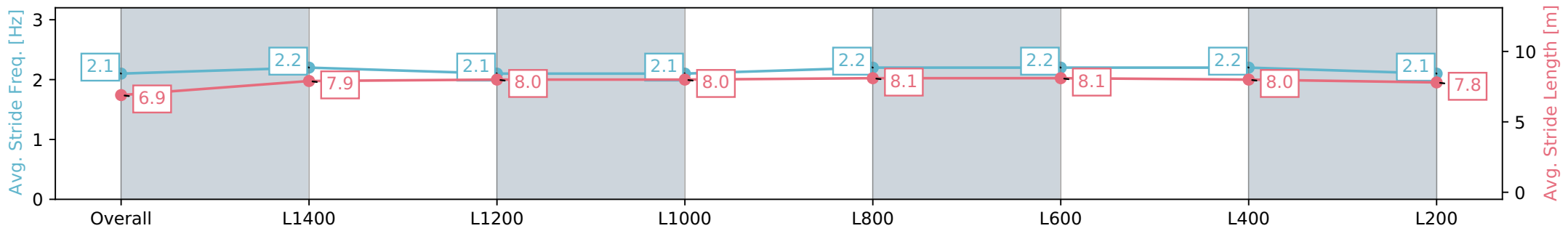
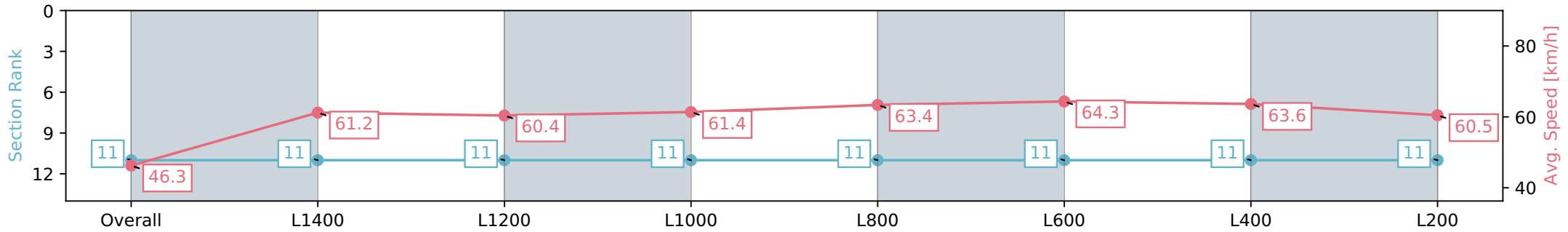
Race 5: HALLMARK STUD 1600 - 1600m

06 April 2024 - 2:54PM

Track Rating: Good 4, Weather: Fine, Rail Position: True



Section	Overall	L1400	L1200	L1000	L800	L600	L400	L200
Section Times	1:36.90 [11] (0:15.61)	1:21.29 [11] (0:11.74)	1:09.55 [11] (0:11.95)	0:57.60 [11] (0:11.70)	0:45.90 [11] (0:11.41)	0:34.49 [11] (0:11.28)	0:23.20 [11] (0:11.28)	0:11.92 [11] (0:11.92)
Average Speed [km/h]	46.3	61.2	60.4	61.4	63.4	64.3	63.6	60.5
Top Speed [km/h]	60.9	62.3	61.3	62.6	64.3	65.7	65.4	62.0
Avg. Dist. to Rail [m]	6.8	1.0	0.3	0.5	0.6	2.2	6.1	9.7
Avg. Stride Freq. [Hz]	2.1	2.2	2.1	2.1	2.2	2.2	2.2	2.1
Avg. Stride Length [m]	6.9	7.9	8.0	8.0	8.1	8.1	8.0	7.8



- [] Ranking at each section and finish
- :-:- No data available at this section
- NA No data available