

Track Rating: Good 4, Weather: Fine, Rail Position: True

Section Field Times		Overall	L1400	L1200	L1000	L800	L600						
		1:35.08 (0:13.86)	1:21.22 (0:11.30)	1:09.92 (0:11.76)	0:58.17 (0:12.03)	0:46.14 (0:12.01)	0:34.13 (0:11.53)						
Position	#	Horse/Jockey	Barrier	Top Speed [km/h]	Fastest Section	First 400m			Distance Travelled From Winner [m]				
1	7	BELLA LUCE Ace Lawson-Carroll	7	67.9 400-200	0:10.79 400-200	0:25.93	1:35.08 (0:14.45)	1:20.63 [10] (0:11.48)	1:09.15 [8] (0:11.73)	0:57.42 [7] (0:11.97)	0:45.45 [6] (0:11.85)	0:33.60 [5] (0:11.25)	
2	2	HASSTOBEAWINNER Bill Jacobson	2	65.9 1600-1400	0:11.24 400-200	0:25.37	1:35.60 (0:14.08)	1:21.52 [4] (0:11.28)	1:10.23 [3] (0:11.76)	0:58.47 [3] (0:11.97)	0:46.50 [3] (0:11.89)	0:34.61 [2] (0:11.49)	+0
3	11	RIGHTLY SO Kazuya Asano	11	66.8 400-200	0:11.04 400-200	0:25.71	1:35.68 (0:14.24)	1:21.44 [6] (0:11.47)	1:09.97 [6] (0:11.85)	0:58.12 [6] (0:12.11)	0:46.01 [7] (0:11.83)	0:34.18 [6] (0:11.37)	-8
4	10	MATANE Triston Moodley	10	65.8 1400-1200	0:11.21 1400-1200	0:25.27	1:35.72 (0:14.06)	1:21.66 [3] (0:11.21)	1:10.45 [2] (0:11.69)	0:58.76 [2] (0:12.04)	0:46.72 [2] (0:12.02)	0:34.70 [3] (0:11.51)	+3
5	3	MANAWA Jasmine Fawcett	3	65.1 400-200	0:11.23 400-200	0:25.39	1:35.77 (0:13.99)	1:21.78 [2] (0:11.40)	1:10.38 [4] (0:11.80)	0:58.58 [4] (0:12.00)	0:46.58 [4] (0:11.90)	0:34.68 [4] (0:11.47)	+3
5	1	GLOBAL CURRENCY Ngakau Hailey	1	68.1 400-200	0:10.88 400-200	0:26.10	1:35.77 (0:14.41)	1:21.36 [8] (0:11.69)	1:09.67 [9] (0:11.94)	0:57.73 [10] (0:12.05)	0:45.68 [10] (0:11.96)	0:33.72 [10] (0:11.17)	+3
7	12	STAGE THREE Ulrika Holmquist	12	68.3 400-200	0:10.85 400-200	0:26.41	1:35.80 (0:14.61)	1:21.19 [12] (0:11.80)	1:09.39 [12] (0:11.86)	0:57.53 [13] (0:12.08)	0:45.45 [13] (0:11.87)	0:33.58 [13] (0:11.04)	+0
8	6	MALDINI Lily Sutherland	6	66.8 400-200	0:11.03 400-200	0:26.26	1:35.95 (0:14.54)	1:21.41 [11] (0:11.72)	1:09.69 [11] (0:11.78)	0:57.91 [11] (0:12.01)	0:45.90 [9] (0:11.83)	0:34.07 [8] (0:11.18)	+0
9	5	HE'S PLATINUM Tegan Abel	5	66.2 1400-1200	0:11.30 1400-1200	0:25.15	1:36.38 (0:13.85)	1:22.53 [1] (0:11.30)	1:11.23 [1] (0:11.76)	0:59.47 [1] (0:12.03)	0:47.44 [1] (0:12.00)	0:35.44 [1] (0:11.67)	+0
10	9	BRECKON POWER Ashvin Goindasamy	9	67.6 400-200	0:11.08 400-200	0:26.12	1:36.96 (0:14.45)	1:22.51 [9] (0:11.67)	1:10.84 [10] (0:11.76)	0:59.08 [9] (0:12.22)	0:46.86 [11] (0:12.08)	0:34.78 [11] (0:11.18)	+3

Scratched: Tobias (#4), Cascatella (#15), Wren (#16), Rebecchi (#17), Gin Gin (#18), Kealoha (#19)

Track Rating: Good 4, Weather: Fine, Rail Position: True

Section														
Field Times		Overall	L1400	L1200	L1000	L800	L600							
		1:35.08	1:21.22	1:09.92	0:58.17	0:46.14	0:34.13							
		(0:13.86)	(0:11.30)	(0:11.76)	(0:12.03)	(0:12.01)	(0:11.53)							
Position	#	Horse/Jockey	Barrier	Top Speed [km/h]	Fastest Section	First 400m								Distance Travelled From Winner [m]
11	8	COMPLICATE	8	67.4	0:11.17	0:25.87	1:37.01	1:22.69 [7]	1:11.14 [7]	0:59.30 [8]	0:47.01 [8]	0:35.03 [9]		+3
		Tayla Mitchell		400-200	400-200		(0:14.32)	(0:11.55)	(0:11.84)	(0:12.28)	(0:11.98)	(0:11.57)		
12	13	ROCHMIE RAY	13	65.1	0:11.35	0:26.60	1:37.43	1:22.42 [13]	1:10.83 [13]	0:59.26 [12]	0:47.23 [12]	0:35.22 [12]		+7
		Lynsey Satherley		600-400	400-200		(0:15.01)	(0:11.59)	(0:11.56)	(0:12.03)	(0:12.01)	(0:11.48)		
13	14	LADY MAK	14	64.6	0:11.41	0:25.57	1:38.30	1:24.13 [5]	1:12.72 [5]	1:00.83 [5]	0:48.72 [5]	0:36.55 [7]		+8
		Niranjan Parmar		1400-1200	1400-1200		(0:14.17)	(0:11.41)	(0:11.89)	(0:12.11)	(0:12.17)	(0:11.69)		

Scratched: Tobias (#4), Cascatella (#15), Wren (#16), Rebecchi (#17), Gin Gin (#18), Kealoha (#19)

Track Rating: Good 4, Weather: Fine, Rail Position: True

Section Field Times						L400	L200						
						0:22.60	0:11.55						
						(0:11.05)	(0:11.55)						
Position	#	Horse/Jockey	Barrier	Top Speed [km/h]	Fastest Section	First 400m			Margin				Distance Travelled From Winner [m]
1	7	BELLA LUCE	7	67.9	0:10.79	0:25.93	0:22.35 [5]	0:11.56 [1]	1:35.08				
		Ace Lawson-Carroll		400-200	400-200		(0:10.79)	(0:11.56)					
2	2	HASSTOBEAWINNER	2	65.9	0:11.24	0:25.37	0:23.12 [1]	0:11.88 [2]	0.52L				+0
		Bill Jacobson		1600-1400	400-200		(0:11.24)	(0:11.88)					
3	11	RIGHTLY SO	11	66.8	0:11.04	0:25.71	0:22.81 [6]	0:11.77 [4]	0.08L				-8
		Kazuya Asano		400-200	400-200		(0:11.04)	(0:11.77)					
4	10	MATANE	10	65.8	0:11.21	0:25.27	0:23.19 [2]	0:11.76 [5]	0.04L				+3
		Triston Moodley		1400-1200	1400-1200		(0:11.43)	(0:11.76)					
5	3	MANAWA	3	65.1	0:11.23	0:25.39	0:23.21 [3]	0:11.98 [3]	1:35.77				+3
		Jasmine Fawcett		400-200	400-200		(0:11.23)	(0:11.98)					
5	1	GLOBAL CURRENCY	1	68.1	0:10.88	0:26.10	0:22.55 [8]	0:11.67 [8]	0.05L				+3
		Ngakau Hailey		400-200	400-200		(0:10.88)	(0:11.67)					
7	12	STAGE THREE	12	68.3	0:10.85	0:26.41	0:22.54 [9]	0:11.69 [9]	0.03L				+0
		Ulrika Holmquist		400-200	400-200		(0:10.85)	(0:11.69)					
8	6	MALDINI	6	66.8	0:11.03	0:26.26	0:22.89 [7]	0:11.86 [7]	0.15L				+0
		Lily Sutherland		400-200	400-200		(0:11.03)	(0:11.86)					
9	5	HE'S PLATINUM	5	66.2	0:11.30	0:25.15	0:23.77 [4]	0:12.38 [6]	0.43L				+0
		Tegan Abel		1400-1200	1400-1200		(0:11.39)	(0:12.38)					
10	9	BRECKON POWER	9	67.6	0:11.08	0:26.12	0:23.60 [10]	0:12.52 [10]	0.58L				+3
		Ashvin Goindasamy		400-200	400-200		(0:11.08)	(0:12.52)					

Scratched: Tobias (#4), Cascatella (#15), Wren (#16), Rebecchi (#17), Gin Gin (#18), Kealoha (#19)

Track Rating: Good 4, Weather: Fine, Rail Position: True

Section				L400	L200								
Field Times				0:22.60 (0:11.05)	0:11.55 (0:11.55)								
Position	#	Horse/Jockey	Barrier	Top Speed [km/h]	Fastest Section	First 400m			Margin				Distance Travelled From Winner [m]
11	8	COMPLICATE Tayla Mitchell	8	67.4 400-200	0:11.17 400-200	0:25.87	0:23.45 [12] (0:11.17)	0:12.28 [11] (0:12.28)	0.05L				+3
12	13	ROCHMIE RAY Lynsey Satherley	13	65.1 600-400	0:11.35 400-200	0:26.60	0:23.74 [13] (0:11.35)	0:12.39 [12] (0:12.39)	0.42L				+7
13	14	LADY MAK Niranjan Parmar	14	64.6 1400-1200	0:11.41 1400-1200	0:25.57	0:24.86 [11] (0:11.63)	0:13.23 [13] (0:13.23)	0.87L				+8

Scratched: Tobias (#4), Cascatella (#15), Wren (#16), Rebecchi (#17), Gin Gin (#18), Kealoha (#19)

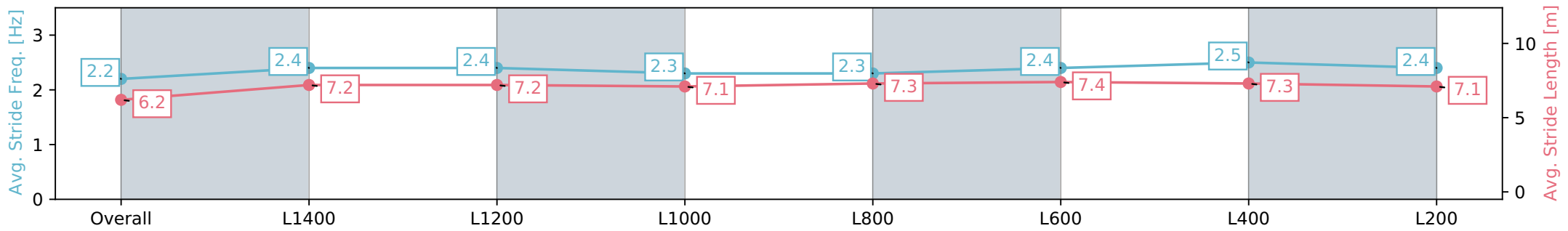
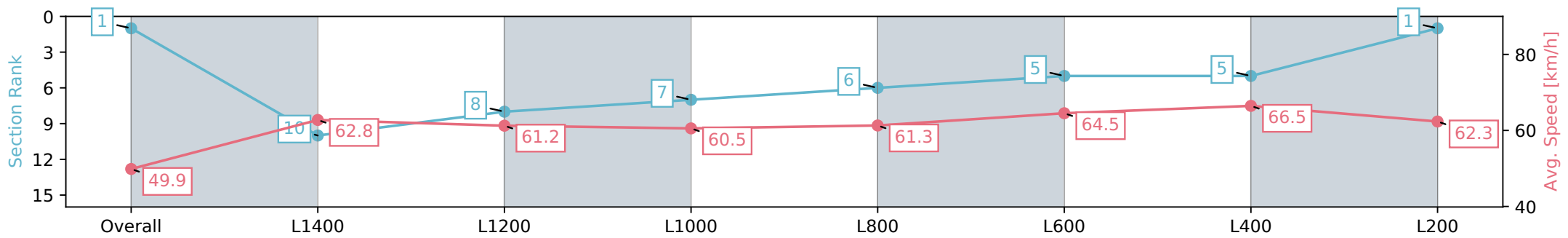
Horse/Jockey Name	BELLA LUCE
Finish Rank	1
Fastest Section Time (Section)	0:10.79 (L400)
Top Speed [km/h] (Section)	67.9 (L400)
Race State	Finished



Pukekohe Park - Professional
 Race 4: ELLERSLIE EVENTS 1600 - 1600m
 06 April 2024 - 2:17PM
 Track Rating: Good 4, Weather: Fine, Rail Position: True



Section	Overall	L1400	L1200	L1000	L800	L600	L400	L200
Section Times	1:35.08 [1] (0:14.45)	1:20.63 [10] (0:11.48)	1:09.15 [8] (0:11.73)	0:57.42 [7] (0:11.97)	0:45.45 [6] (0:11.85)	0:33.60 [5] (0:11.25)	0:22.35 [5] (0:10.79)	0:11.56 [1] (0:11.56)
Average Speed [km/h]	49.9	62.8	61.2	60.5	61.3	64.5	66.5	62.3
Top Speed [km/h]	62.9	64.5	63.7	61.8	63.6	67.8	67.9	64.2
Avg. Dist. to Rail [m]	3.3	0.7	0.7	0.6	1.4	2.8	5.2	6.6
Avg. Stride Freq. [Hz]	2.2	2.4	2.4	2.3	2.3	2.4	2.5	2.4
Avg. Stride Length [m]	6.2	7.2	7.2	7.1	7.3	7.4	7.3	7.1



- [] Ranking at each section and finish
- :-:- No data available at this section
- NA No data available

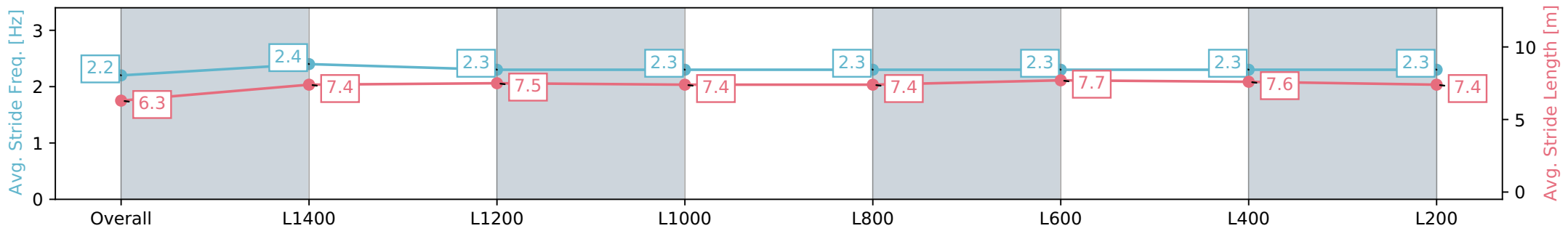
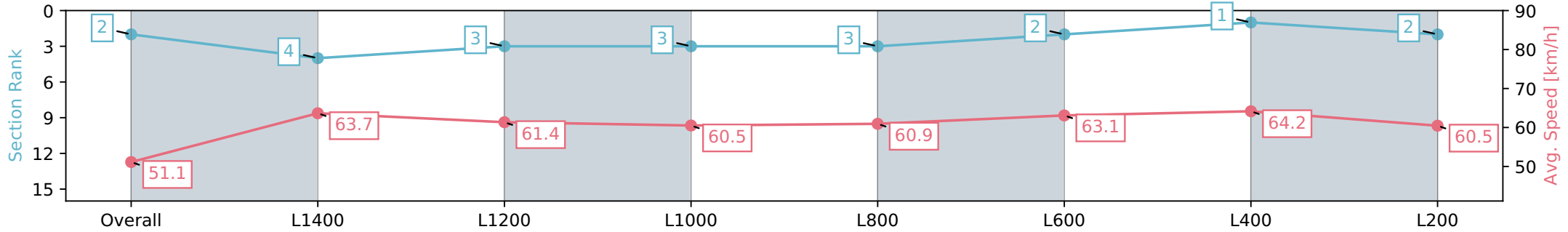
Horse/Jockey Name	HASSTOBEAWINNER
Finish Rank	2
Fastest Section Time (Section)	0:11.24 (L400)
Top Speed [km/h] (Section)	65.9 (Overall)
Race State	Finished



Pukekohe Park - Professional
 Race 4: ELLERSLIE EVENTS 1600 - 1600m
 06 April 2024 - 2:17PM
 Track Rating: Good 4, Weather: Fine, Rail Position: True



Section	Overall	L1400	L1200	L1000	L800	L600	L400	L200
Section Times	1:35.60 [2] (0:14.08)	1:21.52 [4] (0:11.28)	1:10.23 [3] (0:11.76)	0:58.47 [3] (0:11.97)	0:46.50 [3] (0:11.89)	0:34.61 [2] (0:11.49)	0:23.12 [1] (0:11.24)	0:11.88 [2] (0:11.88)
Average Speed [km/h]	51.1	63.7	61.4	60.5	60.9	63.1	64.2	60.5
Top Speed [km/h]	65.9	64.8	62.4	61.6	62.1	65.1	65.1	62.7
Avg. Dist. to Rail [m]	3.0	1.9	1.5	1.2	1.2	0.9	0.3	1.3
Avg. Stride Freq. [Hz]	2.2	2.4	2.3	2.3	2.3	2.3	2.3	2.3
Avg. Stride Length [m]	6.3	7.4	7.5	7.4	7.4	7.7	7.6	7.4



- [] Ranking at each section and finish
- :-:- No data available at this section
- NA No data available

Horse/Jockey Name	RIGHTLY SO
Finish Rank	3
Fastest Section Time (Section)	0:11.04 (L400)
Top Speed [km/h] (Section)	66.8 (L400)
Race State	Finished

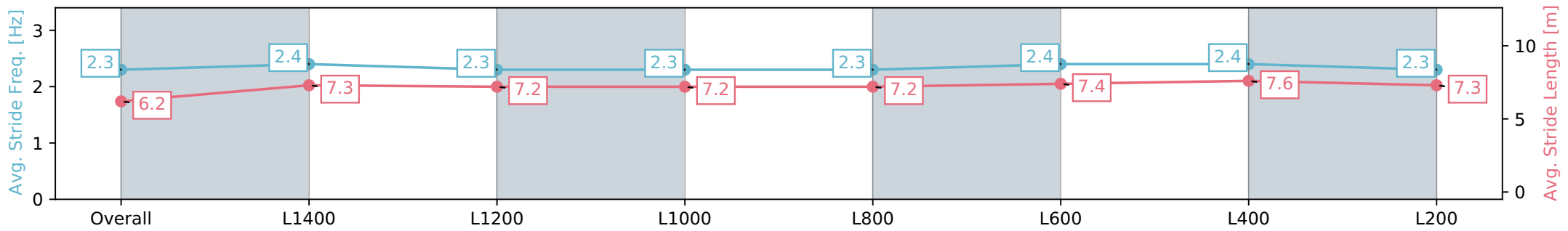
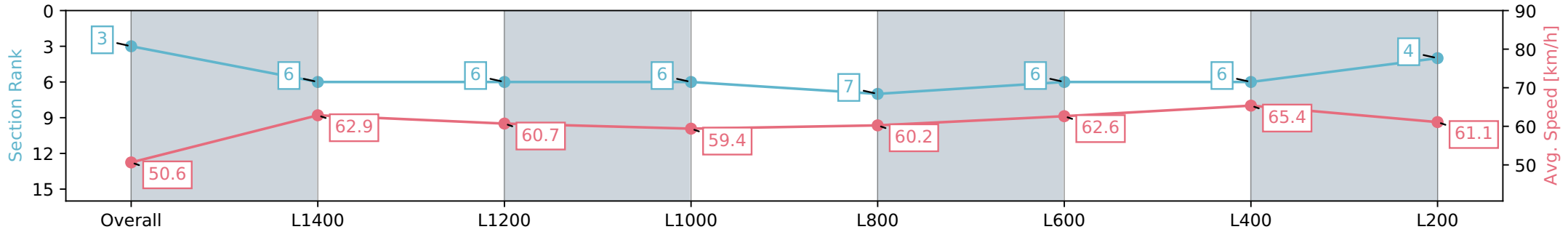


Pukekohe Park - Professional
 Race 4: ELLERSLIE EVENTS 1600 - 1600m
 06 April 2024 - 2:17PM



Track Rating: Good 4, Weather: Fine, Rail Position: True

Section	Overall	L1400	L1200	L1000	L800	L600	L400	L200
Section Times	1:35.68 [3] (0:14.24)	1:21.44 [6] (0:11.47)	1:09.97 [6] (0:11.85)	0:58.12 [6] (0:12.11)	0:46.01 [7] (0:11.83)	0:34.18 [6] (0:11.37)	0:22.81 [6] (0:11.04)	0:11.77 [4] (0:11.77)
Average Speed [km/h]	50.6	62.9	60.7	59.4	60.2	62.6	65.4	61.1
Top Speed [km/h]	63.4	64.2	62.6	61.0	61.9	66.7	66.8	63.1
Avg. Dist. to Rail [m]	0.5	0.2	0.6	1.2	1.8	1.2	2.0	3.6
Avg. Stride Freq. [Hz]	2.3	2.4	2.3	2.3	2.3	2.4	2.4	2.3
Avg. Stride Length [m]	6.2	7.3	7.2	7.2	7.2	7.4	7.6	7.3



- [] Ranking at each section and finish
- :-:- No data available at this section
- NA No data available

Horse/Jockey Name	MATANE
Finish Rank	4
Fastest Section Time (Section)	0:11.21 (L1400)
Top Speed [km/h] (Section)	65.8 (L1400)
Race State	Finished

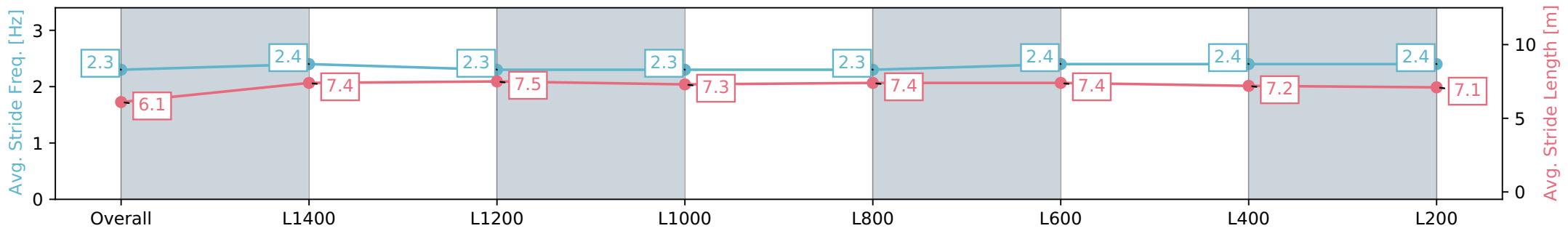
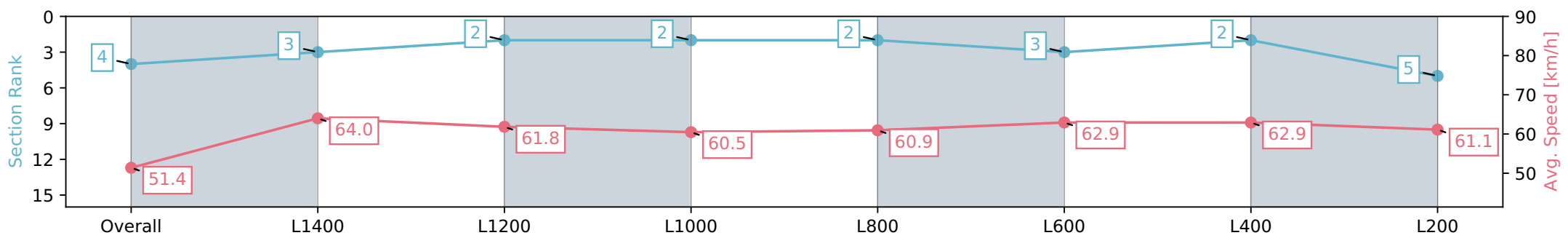


Pukekohe Park - Professional
 Race 4: ELLERSLIE EVENTS 1600 - 1600m
 06 April 2024 - 2:17PM



Track Rating: Good 4, Weather: Fine, Rail Position: True

Section	Overall	L1400	L1200	L1000	L800	L600	L400	L200
Section Times	1:35.72 [4] (0:14.06)	1:21.66 [3] (0:11.21)	1:10.45 [2] (0:11.69)	0:58.76 [2] (0:12.04)	0:46.72 [2] (0:12.02)	0:34.70 [3] (0:11.51)	0:23.19 [2] (0:11.43)	0:11.76 [5] (0:11.76)
Average Speed [km/h]	51.4	64.0	61.8	60.5	60.9	62.9	62.9	61.1
Top Speed [km/h]	65.8	65.8	62.8	61.3	62.0	64.7	64.7	62.9
Avg. Dist. to Rail [m]	9.6	2.6	1.8	2.2	2.8	1.3	3.9	5.0
Avg. Stride Freq. [Hz]	2.3	2.4	2.3	2.3	2.3	2.4	2.4	2.4
Avg. Stride Length [m]	6.1	7.4	7.5	7.3	7.4	7.4	7.2	7.1



- [] Ranking at each section and finish
- :-:- No data available at this section
- NA No data available

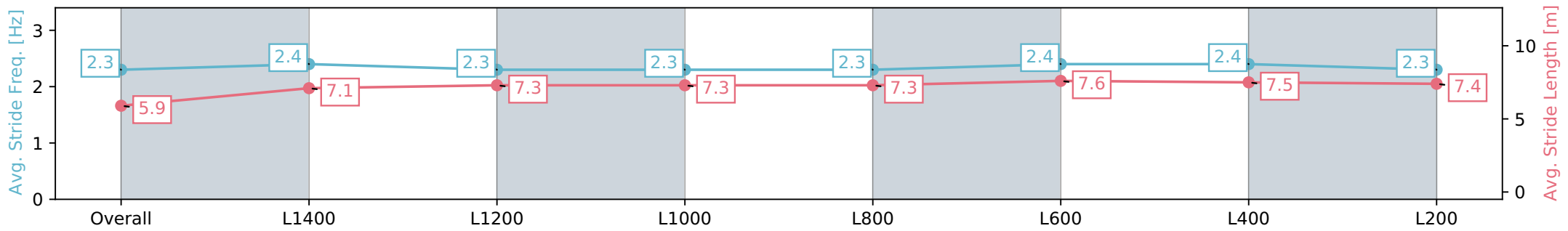
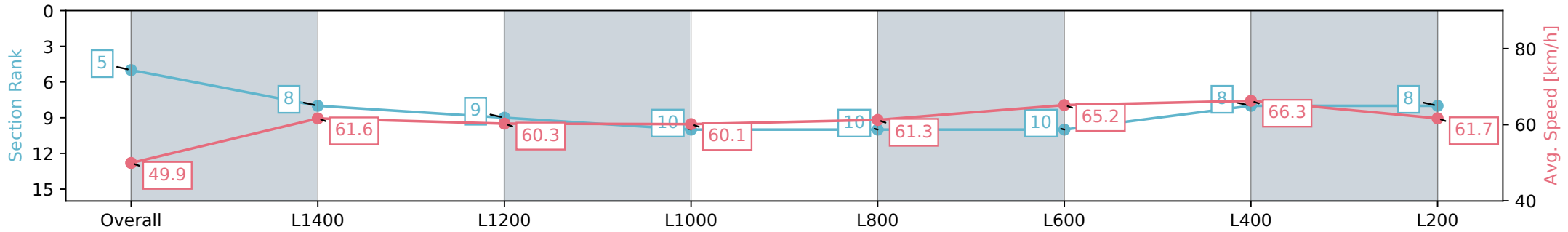
Horse/Jockey Name	MANAWA
Finish Rank	5
Fastest Section Time (Section)	0:11.23 (L400)
Top Speed [km/h] (Section)	65.1 (L400)
Race State	Finished



Pukekohe Park - Professional
 Race 4: ELLERSLIE EVENTS 1600 - 1600m
 06 April 2024 - 2:17PM
 Track Rating: Good 4, Weather: Fine, Rail Position: True



Section	Overall	L1400	L1200	L1000	L800	L600	L400	L200
Section Times	1:35.77 [5] (0:13.99)	1:21.78 [2] (0:11.40)	1:10.38 [4] (0:11.80)	0:58.58 [4] (0:12.00)	0:46.58 [4] (0:11.90)	0:34.68 [4] (0:11.47)	0:23.21 [3] (0:11.23)	0:11.98 [3] (0:11.98)
Average Speed [km/h]	51.5	63.0	61.2	60.4	61.5	63.3	64.0	60.2
Top Speed [km/h]	64.4	64.5	62.4	61.4	63.4	64.8	65.1	62.5
Avg. Dist. to Rail [m]	4.4	1.1	1.0	1.5	2.1	2.4	3.8	4.3
Avg. Stride Freq. [Hz]	2.2	2.3	2.2	2.2	2.2	2.2	2.3	2.2
Avg. Stride Length [m]	6.5	7.8	7.9	7.8	7.9	7.9	7.7	7.6



- [] Ranking at each section and finish
- :-:- No data available at this section
- NA No data available

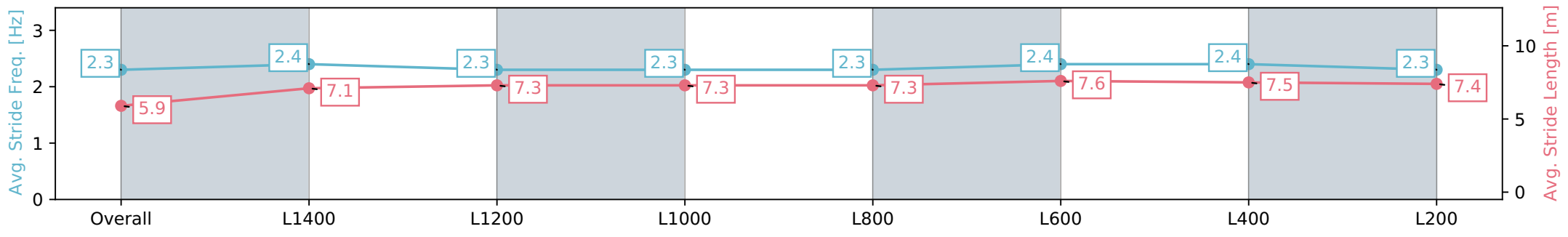
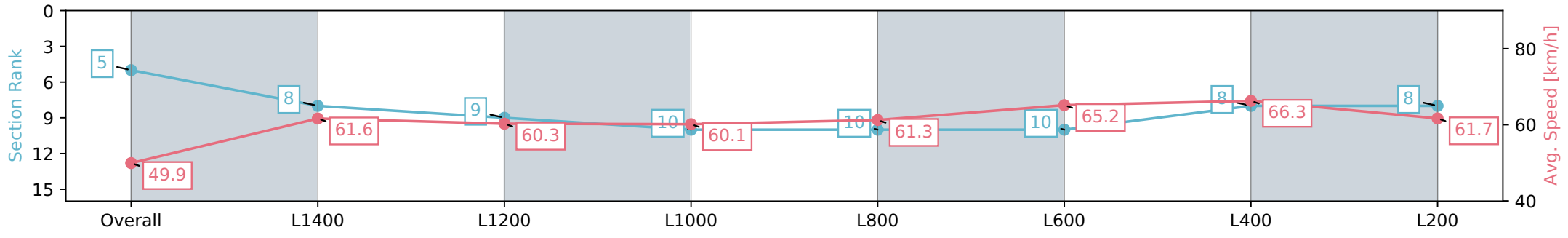
Horse/Jockey Name	GLOBAL CURRENCY
Finish Rank	5
Fastest Section Time (Section)	0:10.88 (L400)
Top Speed [km/h] (Section)	68.1 (L400)
Race State	Finished



Pukekohe Park - Professional
 Race 4: ELLERSLIE EVENTS 1600 - 1600m
 06 April 2024 - 2:17PM
 Track Rating: Good 4, Weather: Fine, Rail Position: True



Section	Overall	L1400	L1200	L1000	L800	L600	L400	L200
Section Times	1:35.77 [5] (0:14.41)	1:21.36 [8] (0:11.69)	1:09.67 [9] (0:11.94)	0:57.73 [10] (0:12.05)	0:45.68 [10] (0:11.96)	0:33.72 [10] (0:11.17)	0:22.55 [8] (0:10.88)	0:11.67 [8] (0:11.67)
Average Speed [km/h]	49.9	61.6	60.3	60.1	61.3	65.2	66.3	61.7
Top Speed [km/h]	62.2	64.7	62.0	61.2	62.5	67.9	68.1	64.4
Avg. Dist. to Rail [m]	8.0	2.8	1.3	1.5	2.4	4.4	7.9	9.1
Avg. Stride Freq. [Hz]	2.3	2.4	2.3	2.3	2.3	2.4	2.4	2.3
Avg. Stride Length [m]	5.9	7.1	7.3	7.3	7.3	7.6	7.5	7.4



- [] Ranking at each section and finish
- :-:- No data available at this section
- NA No data available

Horse/Jockey Name	STAGE THREE
Finish Rank	7
Fastest Section Time (Section)	0:10.85 (L400)
Top Speed [km/h] (Section)	68.3 (L400)
Race State	Finished



Pukekohe Park - Professional

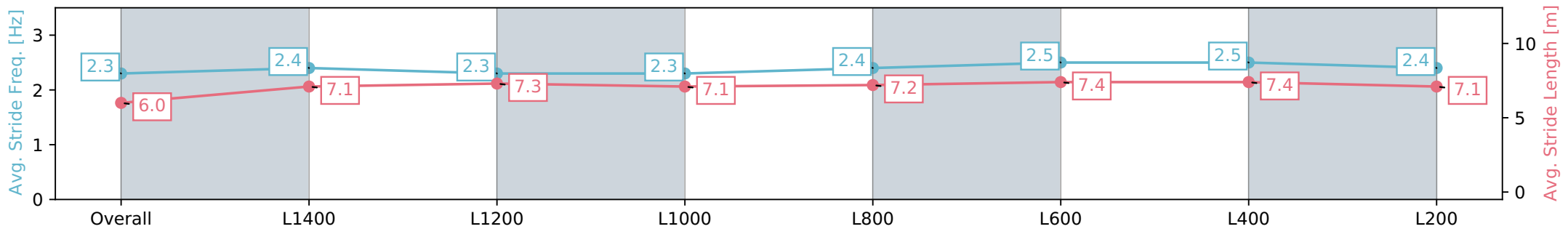
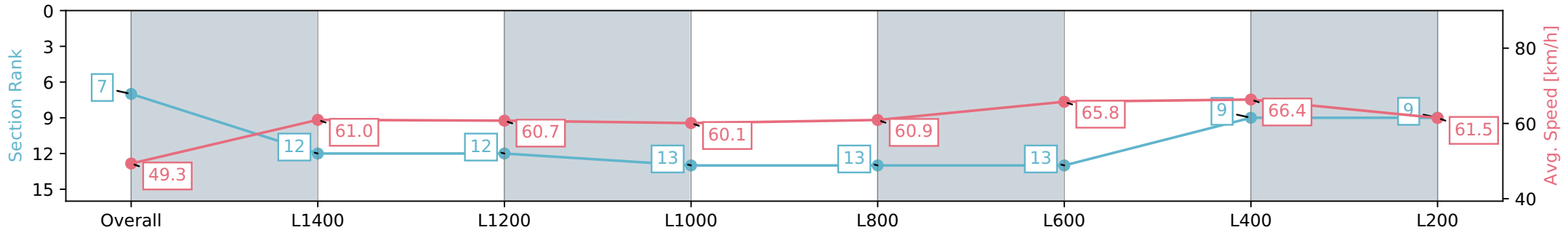
Race 4: ELLERSLIE EVENTS 1600 - 1600m

06 April 2024 - 2:17PM



Track Rating: Good 4, Weather: Fine, Rail Position: True

Section	Overall	L1400	L1200	L1000	L800	L600	L400	L200
Section Times	1:35.80 [7] (0:14.61)	1:21.19 [12] (0:11.80)	1:09.39 [12] (0:11.86)	0:57.53 [13] (0:12.08)	0:45.45 [13] (0:11.87)	0:33.58 [13] (0:11.04)	0:22.54 [9] (0:10.85)	0:11.69 [9] (0:11.69)
Average Speed [km/h]	49.3	61.0	60.7	60.1	60.9	65.8	66.4	61.5
Top Speed [km/h]	61.3	64.0	64.1	61.4	62.3	68.2	68.3	63.4
Avg. Dist. to Rail [m]	7.2	2.4	1.3	1.1	1.4	1.2	1.8	1.3
Avg. Stride Freq. [Hz]	2.3	2.4	2.3	2.3	2.4	2.5	2.5	2.4
Avg. Stride Length [m]	6.0	7.1	7.3	7.1	7.2	7.4	7.4	7.1



- [] Ranking at each section and finish
- :-:- No data available at this section
- NA No data available

Horse/Jockey Name	MALDINI
Finish Rank	8
Fastest Section Time (Section)	0:11.03 (L400)
Top Speed [km/h] (Section)	66.8 (L400)
Race State	Finished

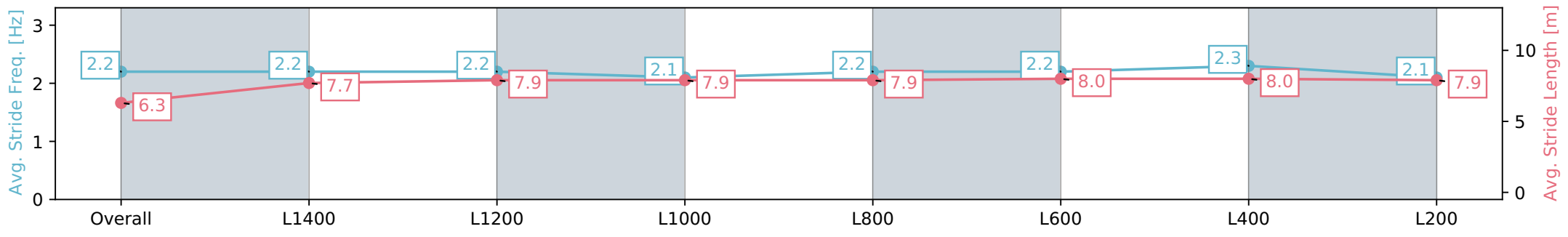
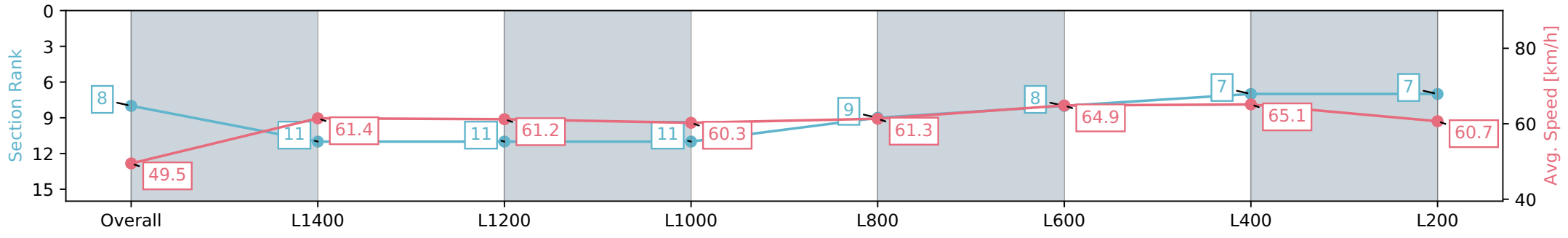


Pukekohe Park - Professional
 Race 4: ELLERSLIE EVENTS 1600 - 1600m
 06 April 2024 - 2:17PM



Track Rating: Good 4, Weather: Fine, Rail Position: True

Section	Overall	L1400	L1200	L1000	L800	L600	L400	L200
Section Times	1:35.95 [8] (0:14.54)	1:21.41 [11] (0:11.72)	1:09.69 [11] (0:11.78)	0:57.91 [11] (0:12.01)	0:45.90 [9] (0:11.83)	0:34.07 [8] (0:11.18)	0:22.89 [7] (0:11.03)	0:11.86 [7] (0:11.86)
Average Speed [km/h]	49.5	61.4	61.2	60.3	61.3	64.9	65.1	60.7
Top Speed [km/h]	63.5	63.5	64.0	61.5	62.6	66.7	66.8	62.7
Avg. Dist. to Rail [m]	4.2	1.2	0.5	1.1	1.5	1.6	2.5	4.7
Avg. Stride Freq. [Hz]	2.2	2.2	2.2	2.1	2.2	2.2	2.3	2.1
Avg. Stride Length [m]	6.3	7.7	7.9	7.9	7.9	8.0	8.0	7.9



- [] Ranking at each section and finish
- :-:- No data available at this section
- NA No data available

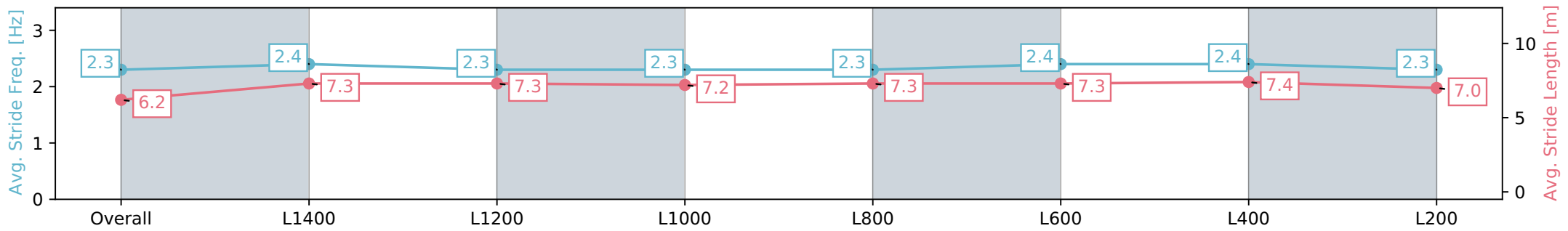
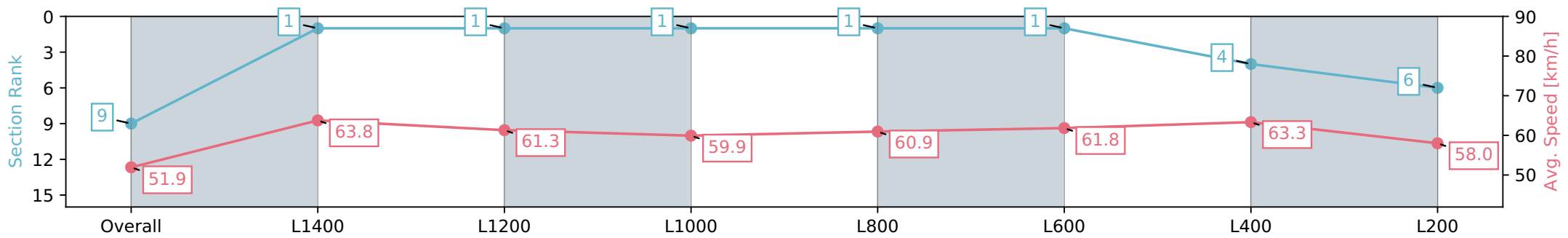
Horse/Jockey Name	HE'S PLATINUM
Finish Rank	9
Fastest Section Time (Section)	0:11.30 (L1400)
Top Speed [km/h] (Section)	66.2 (L1400)
Race State	Finished



Pukekohe Park - Professional
 Race 4: ELLERSLIE EVENTS 1600 - 1600m
 06 April 2024 - 2:17PM
 Track Rating: Good 4, Weather: Fine, Rail Position: True



Section	Overall	L1400	L1200	L1000	L800	L600	L400	L200
Section Times	1:36.38 [9] (0:13.85)	1:22.53 [1] (0:11.30)	1:11.23 [1] (0:11.76)	0:59.47 [1] (0:12.03)	0:47.44 [1] (0:12.00)	0:35.44 [1] (0:11.67)	0:23.77 [4] (0:11.39)	0:12.38 [6] (0:12.38)
Average Speed [km/h]	51.9	63.8	61.3	59.9	60.9	61.8	63.3	58.0
Top Speed [km/h]	64.2	66.2	62.6	61.5	62.4	64.8	65.8	60.7
Avg. Dist. to Rail [m]	7.9	0.6	0.1	0.6	2.1	1.0	0.6	1.9
Avg. Stride Freq. [Hz]	2.3	2.4	2.3	2.3	2.3	2.4	2.4	2.3
Avg. Stride Length [m]	6.2	7.3	7.3	7.2	7.3	7.3	7.4	7.0



Report Created: Sat 06 April 2024 13:02:49 GMT+11 (Note: Timing is based on positional data)

- [] Ranking at each section and finish
- :-:- No data available at this section
- NA No data available



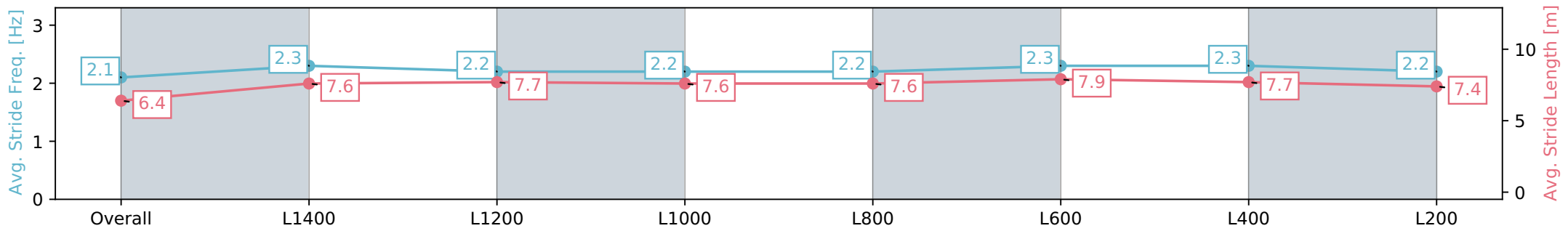
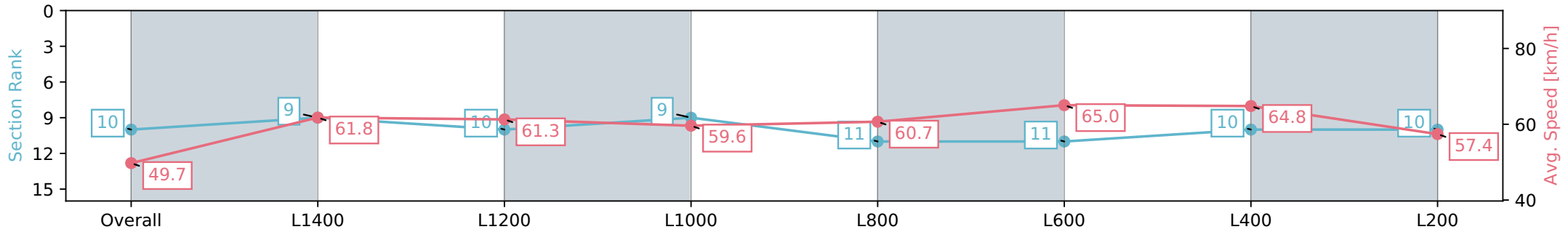
Horse/Jockey Name	BRECKON POWER
Finish Rank	10
Fastest Section Time (Section)	0:11.08 (L400)
Top Speed [km/h] (Section)	67.6 (L400)
Race State	Finished



Pukekohe Park - Professional
 Race 4: ELLERSLIE EVENTS 1600 - 1600m
 06 April 2024 - 2:17PM
 Track Rating: Good 4, Weather: Fine, Rail Position: True



Section	Overall	L1400	L1200	L1000	L800	L600	L400	L200
Section Times	1:36.96 [10] (0:14.45)	1:22.51 [9] (0:11.67)	1:10.84 [10] (0:11.76)	0:59.08 [9] (0:12.22)	0:46.86 [11] (0:12.08)	0:34.78 [11] (0:11.18)	0:23.60 [10] (0:11.08)	0:12.52 [10] (0:12.52)
Average Speed [km/h]	49.7	61.8	61.3	59.6	60.7	65.0	64.8	57.4
Top Speed [km/h]	62.5	64.2	64.1	60.5	63.3	67.4	67.6	61.7
Avg. Dist. to Rail [m]	5.0	1.7	1.8	1.9	2.8	2.7	4.1	6.1
Avg. Stride Freq. [Hz]	2.1	2.3	2.2	2.2	2.2	2.3	2.3	2.2
Avg. Stride Length [m]	6.4	7.6	7.7	7.6	7.6	7.9	7.7	7.4



- [] Ranking at each section and finish
- :-:- No data available at this section
- NA No data available

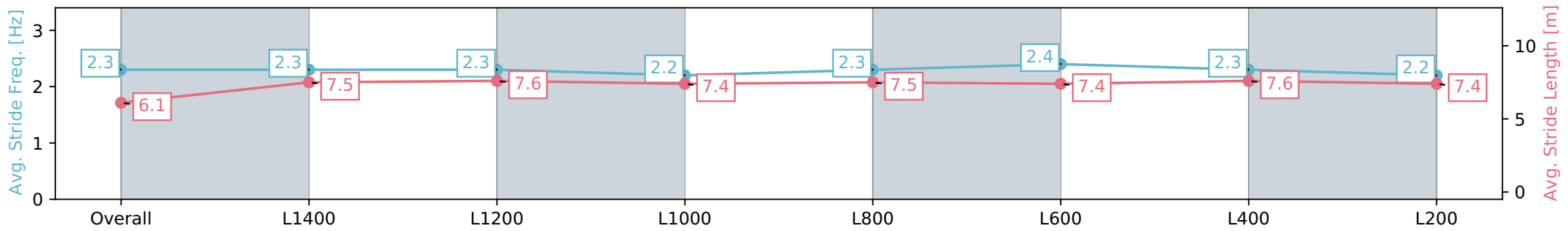
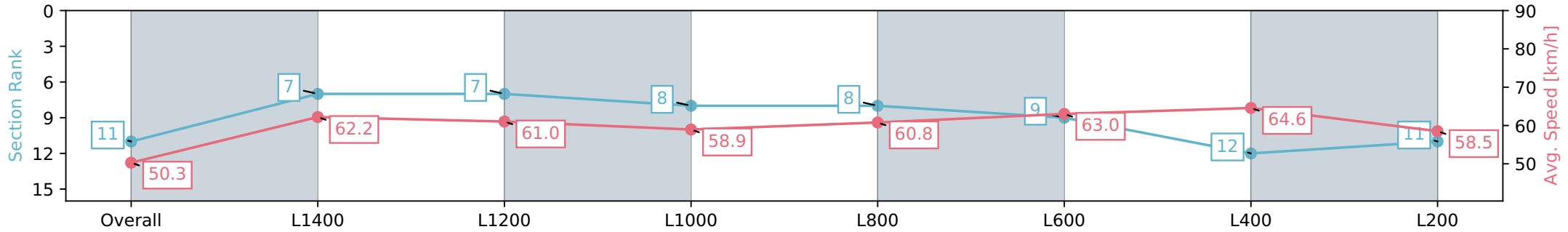
Horse/Jockey Name	COMPLICATE
Finish Rank	11
Fastest Section Time (Section)	0:11.17 (L400)
Top Speed [km/h] (Section)	67.4 (L400)
Race State	Finished



Pukekohe Park - Professional
 Race 4: ELLERSLIE EVENTS 1600 - 1600m
 06 April 2024 - 2:17PM
 Track Rating: Good 4, Weather: Fine, Rail Position: True



Section	Overall	L1400	L1200	L1000	L800	L600	L400	L200
Section Times	1:37.01 [11] (0:14.32)	1:22.69 [7] (0:11.55)	1:11.14 [7] (0:11.84)	0:59.30 [8] (0:12.28)	0:47.01 [8] (0:11.98)	0:35.03 [9] (0:11.57)	0:23.45 [12] (0:11.17)	0:12.28 [11] (0:12.28)
Average Speed [km/h]	50.3	62.2	61.0	58.9	60.8	63.0	64.6	58.5
Top Speed [km/h]	63.0	63.9	63.7	61.1	62.7	67.2	67.4	61.2
Avg. Dist. to Rail [m]	3.0	1.4	1.4	1.4	2.0	4.2	8.1	8.0
Avg. Stride Freq. [Hz]	2.3	2.3	2.3	2.2	2.3	2.4	2.3	2.2
Avg. Stride Length [m]	6.1	7.5	7.6	7.4	7.5	7.4	7.6	7.4



- [] Ranking at each section and finish
- :-:- No data available at this section
- NA No data available

Horse/Jockey Name	ROCHMIE RAY
Finish Rank	12
Fastest Section Time (Section)	0:11.35 (L400)
Top Speed [km/h] (Section)	65.1 (L600)
Race State	Finished



Pukekohe Park - Professional

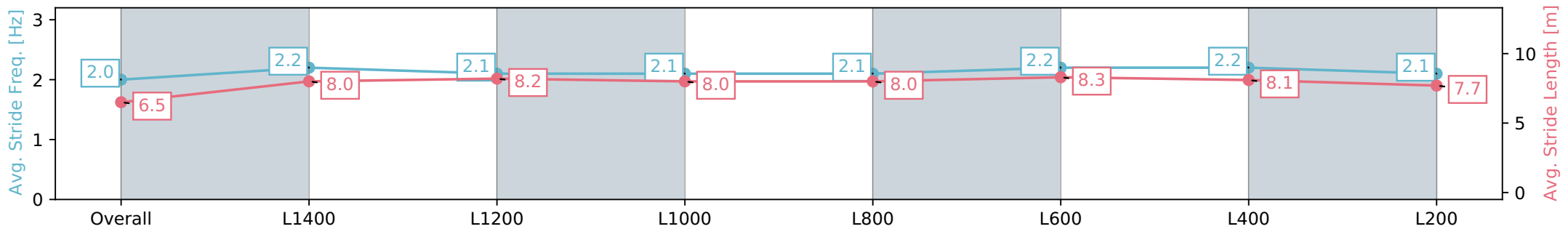
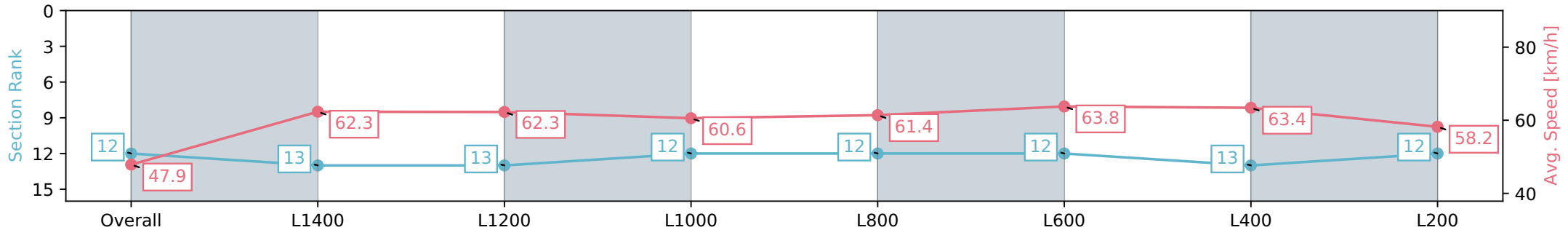
Race 4: ELLERSLIE EVENTS 1600 - 1600m

06 April 2024 - 2:17PM



Track Rating: Good 4, Weather: Fine, Rail Position: True

Section	Overall	L1400	L1200	L1000	L800	L600	L400	L200
Section Times	1:37.43 [12] (0:15.01)	1:22.42 [13] (0:11.59)	1:10.83 [13] (0:11.56)	0:59.26 [12] (0:12.03)	0:47.23 [12] (0:12.01)	0:35.22 [12] (0:11.48)	0:23.74 [13] (0:11.35)	0:12.39 [12] (0:12.39)
Average Speed [km/h]	47.9	62.3	62.3	60.6	61.4	63.8	63.4	58.2
Top Speed [km/h]	62.6	63.6	63.9	61.8	62.4	65.1	64.7	61.4
Avg. Dist. to Rail [m]	6.0	2.7	2.1	2.6	3.8	4.9	5.9	4.8
Avg. Stride Freq. [Hz]	2.0	2.2	2.1	2.1	2.1	2.2	2.2	2.1
Avg. Stride Length [m]	6.5	8.0	8.2	8.0	8.0	8.3	8.1	7.7



- [] Ranking at each section and finish
- :-:- No data available at this section
- NA No data available

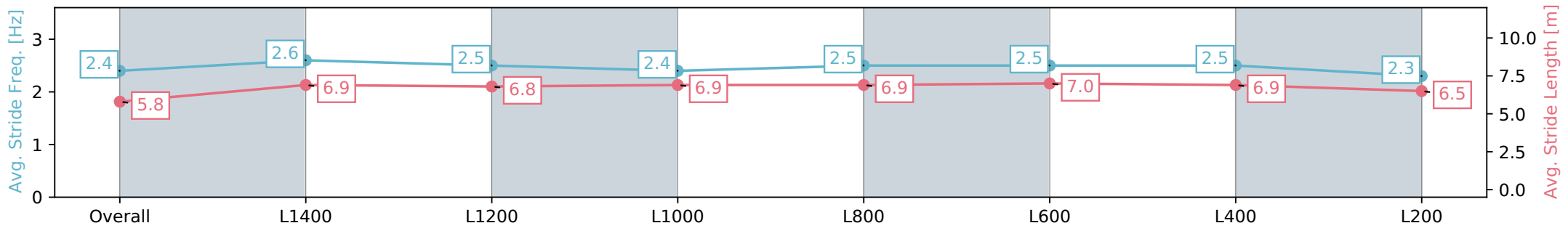
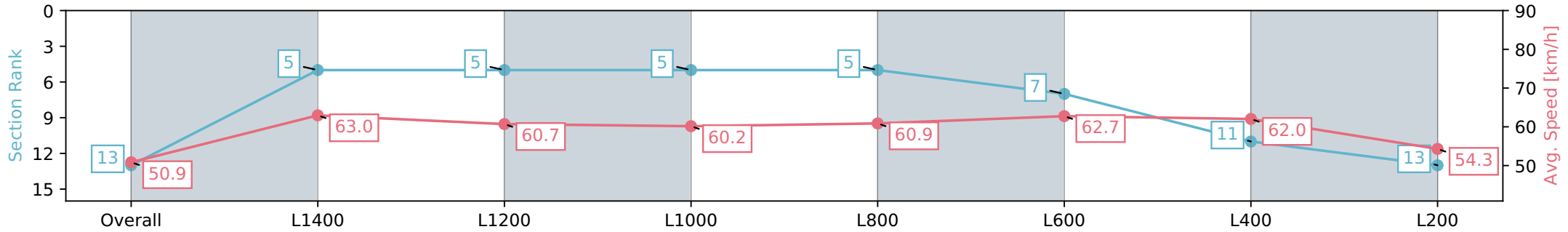
Horse/Jockey Name	LADY MAK
Finish Rank	13
Fastest Section Time (Section)	0:11.41 (L1400)
Top Speed [km/h] (Section)	64.6 (L1400)
Race State	Finished



Pukekohe Park - Professional
 Race 4: ELLERSLIE EVENTS 1600 - 1600m
 06 April 2024 - 2:17PM
 Track Rating: Good 4, Weather: Fine, Rail Position: True



Section	Overall	L1400	L1200	L1000	L800	L600	L400	L200
Section Times	1:38.30 [13] (0:14.17)	1:24.13 [5] (0:11.41)	1:12.72 [5] (0:11.89)	1:00.83 [5] (0:12.11)	0:48.72 [5] (0:12.17)	0:36.55 [7] (0:11.69)	0:24.86 [11] (0:11.63)	0:13.23 [13] (0:13.23)
Average Speed [km/h]	50.9	63.0	60.7	60.2	60.9	62.7	62.0	54.3
Top Speed [km/h]	64.1	64.6	62.4	61.6	62.7	64.3	63.8	59.4
Avg. Dist. to Rail [m]	6.2	2.3	2.2	2.4	4.7	6.0	9.8	8.8
Avg. Stride Freq. [Hz]	2.4	2.6	2.5	2.4	2.5	2.5	2.5	2.3
Avg. Stride Length [m]	5.8	6.9	6.8	6.9	6.9	7.0	6.9	6.5



Report Created: Sat 06 April 2024 13:03:03 GMT+11 (Note: Timing is based on positional data)

- [] Ranking at each section and finish
- :-:- No data available at this section
- NA No data available

