

Track Rating: Good 4, Weather: Fine, Rail Position: True

Section								Overall	L1400	L1200	L1000	L800	L600		
Field Times								1:36.35 (0:14.10)	1:22.25 (0:11.27)	1:10.98 (0:11.38)	0:59.60 (0:11.89)	0:47.71 (0:12.26)	0:35.45 (0:11.90)		
Position	#	Horse/Jockey	Barrier	Top Speed [km/h]	Fastest Section	First 400m								Distance Travelled From Winner [m]	
1	4	<b>LAGISQUET</b> Niranjan Parmar	4	66.1 400-200	0:11.09 400-200	0:26.39	1:36.35 (0:14.74)	1:21.61 [11] (0:11.65)	1:09.96 [12] (0:11.67)	0:58.29 [12] (0:11.74)	0:46.55 [12] (0:12.00)	0:34.55 [11] (0:11.70)			
2	8	<b>SOUL QUEEN</b> Tegan Abel	8	65.5 1400-1200	0:11.27 1400-1200	0:25.36	1:36.55 (0:14.09)	1:22.46 [1] (0:11.27)	1:11.19 [2] (0:11.56)	0:59.63 [3] (0:11.96)	0:47.67 [4] (0:12.46)	0:35.21 [4] (0:11.85)	-6		
3	3	<b>NORTHEASTERLY</b> Kazuya Asano	3	65.0 400-200	0:11.25 400-200	0:26.11	1:36.64 (0:14.60)	1:22.04 [9] (0:11.51)	1:10.53 [10] (0:11.68)	0:58.85 [10] (0:11.82)	0:47.03 [10] (0:12.15)	0:34.88 [10] (0:11.87)	-9		
4	7	<b>KAIMAI WARRIOR</b> Jasmine Fawcett	7	66.8 1400-1200	0:10.96 1400-1200	0:25.44	1:36.66 (0:14.48)	1:22.18 [6] (0:10.96)	1:11.22 [4] (0:11.30)	0:59.92 [1] (0:11.93)	0:47.99 [2] (0:12.32)	0:35.67 [2] (0:11.81)	-3		
5	2	<b>LANIKAI</b> Lily Sutherland	2	65.5 1600-1400	0:11.20 1400-1200	0:25.41	1:36.72 (0:14.21)	1:22.51 [3] (0:11.20)	1:11.31 [3] (0:11.59)	0:59.72 [4] (0:11.75)	0:47.97 [3] (0:12.25)	0:35.72 [3] (0:11.82)	-12		
6	6	<b>ROCMONT</b> Lynsey Satherley	6	63.8 600-400	0:11.42 400-200	0:25.84	1:36.80 (0:14.39)	1:22.41 [5] (0:11.45)	1:10.96 [6] (0:11.68)	0:59.28 [7] (0:11.79)	0:47.49 [7] (0:12.19)	0:35.30 [6] (0:11.90)	-4		
7	12	<b>PROCELLA</b> Kelly Myers	12	65.1 400-200	0:11.28 400-200	0:26.09	1:36.90 (0:14.55)	1:22.35 [8] (0:11.54)	1:10.81 [9] (0:11.61)	0:59.20 [9] (0:11.85)	0:47.35 [9] (0:12.07)	0:35.28 [8] (0:12.13)	+4		
8	1	<b>FOODIE BROTHERS</b> Ashvin Goindasamy	1	65.0 600-400	0:11.36 1400-1200	0:25.87	1:36.93 (0:14.51)	1:22.42 [7] (0:11.36)	1:11.06 [7] (0:11.69)	0:59.37 [8] (0:11.93)	0:47.44 [8] (0:12.23)	0:35.21 [9] (0:11.86)	-9		
9	15	<b>PERSPECTIVE</b> Tayla Mitchell	15	65.3 400-200	0:11.23 400-200	0:26.76	1:37.07 (0:15.19)	1:21.88 [14] (0:11.56)	1:10.31 [14] (0:11.54)	0:58.77 [13] (0:11.87)	0:46.90 [13] (0:12.12)	0:34.78 [13] (0:11.94)	-8		
10	14	<b>POINTER</b> Ngakau Hailey	14	64.6 400-200	0:11.31 400-200	0:26.23	1:37.08 (0:14.80)	1:22.28 [12] (0:11.43)	1:10.85 [11] (0:11.66)	0:59.19 [11] (0:11.81)	0:47.38 [11] (0:12.20)	0:35.18 [12] (0:12.00)	-7		

Scratched: Market Square (#5), Charmer (#13), Space Lab (#17), Purify (#18), Miraqua (#19), Jamaica Farewell (#20), Moonlight Magic (#21), Confiance (#22)

Track Rating: Good 4, Weather: Fine, Rail Position: True

Section													Overall	L1400	L1200	L1000	L800	L600		
Field Times													1:36.35	1:22.25	1:10.98	0:59.60	0:47.71	0:35.45		
													(0:14.10)	(0:11.27)	(0:11.38)	(0:11.89)	(0:12.26)	(0:11.90)		
Position	#	Horse/Jockey	Barrier	Top Speed [km/h]	Fastest Section	First 400m												Distance Travelled From Winner [m]		
11	9	<b>JOYOLA</b>	9	64.6	0:11.26	0:25.36	1:37.09	1:22.99 [2]	1:11.73 [1]	1:00.18 [2]	0:48.46 [1]	0:36.19 [1]						-3		
		Triston Moodley		1400-1200	1400-1200		(0:14.10)	(0:11.26)	(0:11.55)	(0:11.72)	(0:12.27)	(0:11.90)								
12	11	<b>MARIA</b>	11	65.0	0:11.30	0:25.55	1:37.32	1:23.07 [4]	1:11.77 [5]	1:00.10 [5]	0:48.14 [6]	0:35.78 [7]						-7		
		Bailey Rogerson		1400-1200	1400-1200		(0:14.25)	(0:11.30)	(0:11.67)	(0:11.96)	(0:12.36)	(0:11.84)								
13	10	<b>BREEZYLEXUS</b>	10	65.6	0:11.21	0:26.72	1:37.58	1:22.72 [13]	1:10.86 [13]	0:59.21 [14]	0:47.26 [14]	0:35.07 [14]						+5		
		Courtney Barnes		600-400	400-200		(0:14.86)	(0:11.86)	(0:11.65)	(0:11.95)	(0:12.19)	(0:11.91)								
14	16	<b>WAR EMPRESS</b>	16	65.9	0:11.19	0:25.90	1:38.98	1:24.27 [10]	1:13.08 [8]	1:01.70 [6]	0:49.82 [5]	0:37.56 [5]						+0		
		Doni Prastiyou		1400-1200	1400-1200		(0:14.71)	(0:11.19)	(0:11.38)	(0:11.88)	(0:12.26)	(0:12.35)								

Scratched: Market Square (#5), Charmer (#13), Space Lab (#17), Purify (#18), Miraqua (#19), Jamaica Farewell (#20), Moonlight Magic (#21), Confidence (#22)

Track Rating: Good 4, Weather: Fine, Rail Position: True

Section				L400	L200								
Field Times				0:23.55	0:12.01								
				(0:11.54)	(0:12.01)								
Position	#	Horse/Jockey	Barrier	Top Speed [km/h]	Fastest Section	First 400m			Margin				Distance Travelled From Winner [m]
1	4	<b>LAGISQUET</b>	4	66.1	0:11.09	0:26.39	0:22.85 [7]	0:11.76 [5]	1:36.35				
		Niranjan Parmar		400-200	400-200		(0:11.09)	(0:11.76)					
2	8	<b>SOUL QUEEN</b>	8	65.5	0:11.27	0:25.36	0:23.36 [4]	0:12.02 [4]	0.2L				-6
		Tegan Abel		1400-1200	1400-1200		(0:11.34)	(0:12.02)					
3	3	<b>NORTHEASTERLY</b>	3	65.0	0:11.25	0:26.11	0:23.01 [9]	0:11.76 [8]	0.09L				-9
		Kazuya Asano		400-200	400-200		(0:11.25)	(0:11.76)					
4	7	<b>KAIMAI WARRIOR</b>	7	66.8	0:10.96	0:25.44	0:23.86 [2]	0:12.33 [1]	0.02L				-3
		Jasmine Fawcett		1400-1200	1400-1200		(0:11.53)	(0:12.33)					
5	2	<b>LANIKAI</b>	2	65.5	0:11.20	0:25.41	0:23.90 [3]	0:12.32 [2]	0.06L				-12
		Lily Sutherland		1600-1400	1400-1200		(0:11.57)	(0:12.32)					
6	6	<b>ROCMONT</b>	6	63.8	0:11.42	0:25.84	0:23.40 [6]	0:11.98 [6]	0.08L				-4
		Lynsey Satherley		600-400	400-200		(0:11.42)	(0:11.98)					
7	12	<b>PROCELLA</b>	12	65.1	0:11.28	0:26.09	0:23.15 [10]	0:11.87 [10]	0.1L				+4
		Kelly Myers		400-200	400-200		(0:11.28)	(0:11.87)					
8	1	<b>FOODIE BROTHERS</b>	1	65.0	0:11.36	0:25.87	0:23.35 [8]	0:11.99 [9]	0.03L				-9
		Ashvin Goindasamy		600-400	1400-1200		(0:11.36)	(0:11.99)					
9	15	<b>PERSPECTIVE</b>	15	65.3	0:11.23	0:26.76	0:22.84 [13]	0:11.61 [12]	0.14L				-8
		Tayla Mitchell		400-200	400-200		(0:11.23)	(0:11.61)					
10	14	<b>POINTER</b>	14	64.6	0:11.31	0:26.23	0:23.18 [12]	0:11.87 [11]	0.01L				-7
		Ngakau Hailey		400-200	400-200		(0:11.31)	(0:11.87)					

Scratched: Market Square (#5), Charmer (#13), Space Lab (#17), Purify (#18), Miraqua (#19), Jamaica Farewell (#20), Moonlight Magic (#21), Con fiance (#22)

Track Rating: Good 4, Weather: Fine, Rail Position: True

Section				L400	L200							
Field Times				0:23.55 (0:11.54)	0:12.01 (0:12.01)							
Position	#	Horse/Jockey	Barrier	Top Speed [km/h]	Fastest Section	First 400m			Margin			Distance Travelled From Winner [m]
11	9	<b>JOYOLA</b>	9	64.6	0:11.26	0:25.36	0:24.29 [1]	0:12.56 [3]	0.01L			-3
		Triston Moodley		1400-1200	1400-1200		(0:11.73)	(0:12.56)				
12	11	<b>MARIA</b>	11	65.0	0:11.30	0:25.55	0:23.94 [5]	0:12.44 [7]	0.23L			-7
		Bailey Rogerson		1400-1200	1400-1200		(0:11.50)	(0:12.44)				
13	10	<b>BREEZYLEXUS</b>	10	65.6	0:11.21	0:26.72	0:23.16 [14]	0:11.95 [13]	0.26L			+5
		Courtney Barnes		600-400	400-200		(0:11.21)	(0:11.95)				
14	16	<b>WAR EMPRESS</b>	16	65.9	0:11.19	0:25.90	0:25.21 [11]	0:13.10 [14]	1.4L			+0
		Doni Prastiyou		1400-1200	1400-1200		(0:12.11)	(0:13.10)				

Scratched: Market Square (#5), Charmer (#13), Space Lab (#17), Purify (#18), Miraqua (#19), Jamaica Farewell (#20), Moonlight Magic (#21), Confidence (#22)

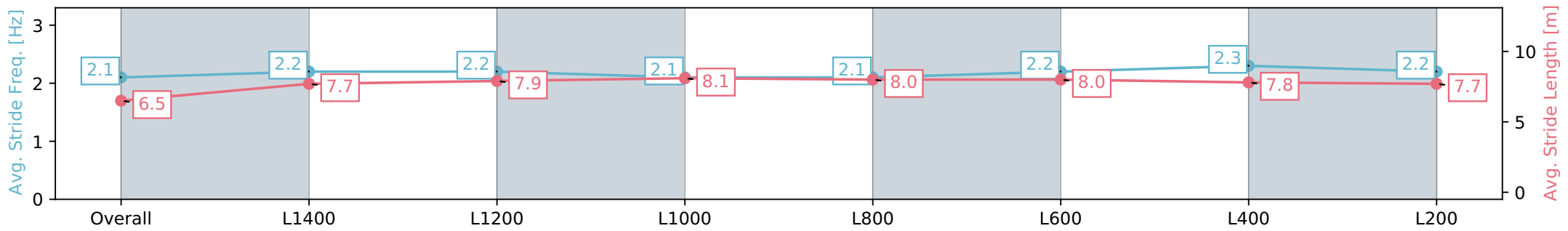
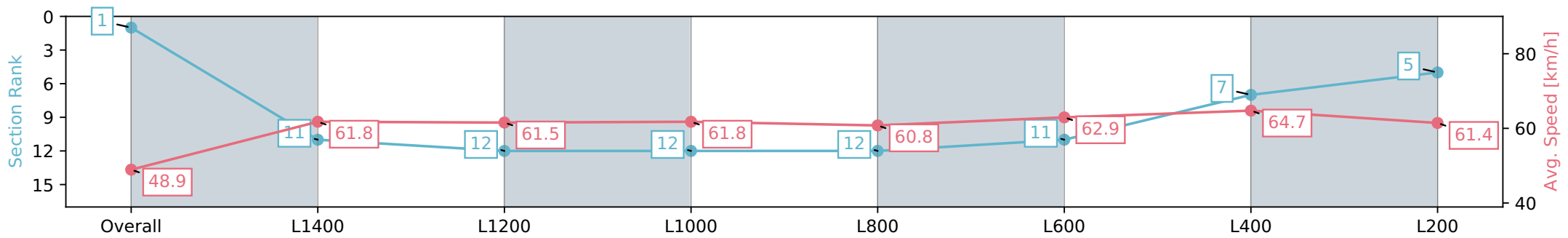
Horse/Jockey Name	LAGISQUET
Finish Rank	1
Fastest Section Time (Section)	0:11.09 (L400)
Top Speed [km/h] (Section)	66.1 (L400)
Race State	Finished



Pukekohe Park - Professional  
 Race 3: SHAW'S WIRE ROPES 1600 - 1600m  
 06 April 2024 - 1:41PM  
 Track Rating: Good 4, Weather: Fine, Rail Position: True



Section	Overall	L1400	L1200	L1000	L800	L600	L400	L200
Section Times	1:36.35 [1] (0:14.74)	1:21.61 [11] (0:11.65)	1:09.96 [12] (0:11.67)	0:58.29 [12] (0:11.74)	0:46.55 [12] (0:12.00)	0:34.55 [11] (0:11.70)	0:22.85 [7] (0:11.09)	0:11.76 [5] (0:11.76)
Average Speed [km/h]	48.9	61.8	61.5	61.8	60.8	62.9	64.7	61.4
Top Speed [km/h]	61.4	62.2	62.7	63.0	62.2	65.9	66.1	63.2
Avg. Dist. to Rail [m]	5.3	1.4	1.1	1.1	2.0	6.7	10.5	9.9
Avg. Stride Freq. [Hz]	2.1	2.2	2.2	2.1	2.1	2.2	2.3	2.2
Avg. Stride Length [m]	6.5	7.7	7.9	8.1	8.0	8.0	7.8	7.7



- [ ] Ranking at each section and finish
- :-:- No data available at this section
- NA No data available

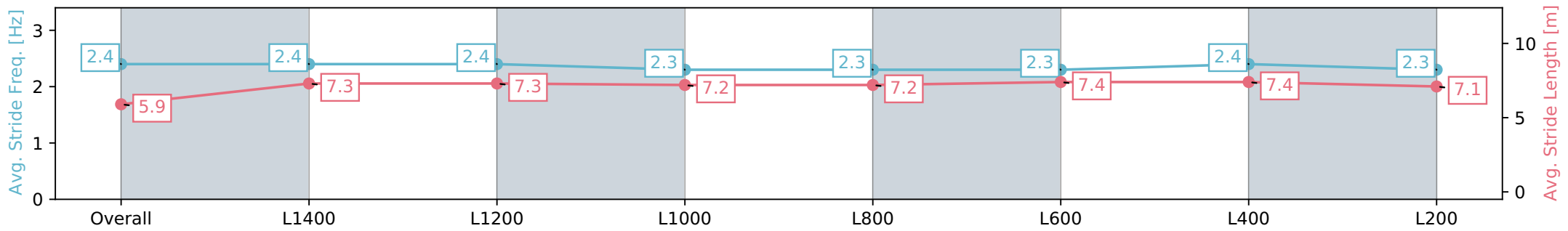
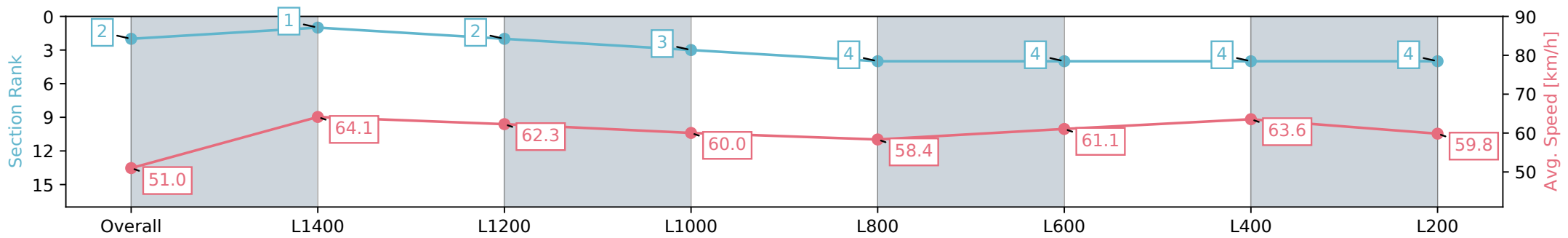
Horse/Jockey Name	SOUL QUEEN
Finish Rank	2
Fastest Section Time (Section)	0:11.27 (L1400)
Top Speed [km/h] (Section)	65.5 (L1400)
Race State	Finished



Pukekohe Park - Professional  
 Race 3: SHAW'S WIRE ROPES 1600 - 1600m  
 06 April 2024 - 1:41PM  
 Track Rating: Good 4, Weather: Fine, Rail Position: True



Section	Overall	L1400	L1200	L1000	L800	L600	L400	L200
Section Times	1:36.55 [2] (0:14.09)	1:22.46 [1] (0:11.27)	1:11.19 [2] (0:11.56)	0:59.63 [3] (0:11.96)	0:47.67 [4] (0:12.46)	0:35.21 [4] (0:11.85)	0:23.36 [4] (0:11.34)	0:12.02 [4] (0:12.02)
Average Speed [km/h]	51.0	64.1	62.3	60.0	58.4	61.1	63.6	59.8
Top Speed [km/h]	64.4	65.5	63.1	61.7	60.0	64.2	64.7	62.0
Avg. Dist. to Rail [m]	8.8	2.7	0.4	0.8	1.7	1.2	5.1	6.0
Avg. Stride Freq. [Hz]	2.4	2.4	2.4	2.3	2.3	2.3	2.4	2.3
Avg. Stride Length [m]	5.9	7.3	7.3	7.2	7.2	7.4	7.4	7.1



- [ ] Ranking at each section and finish
- :-:- No data available at this section
- NA No data available

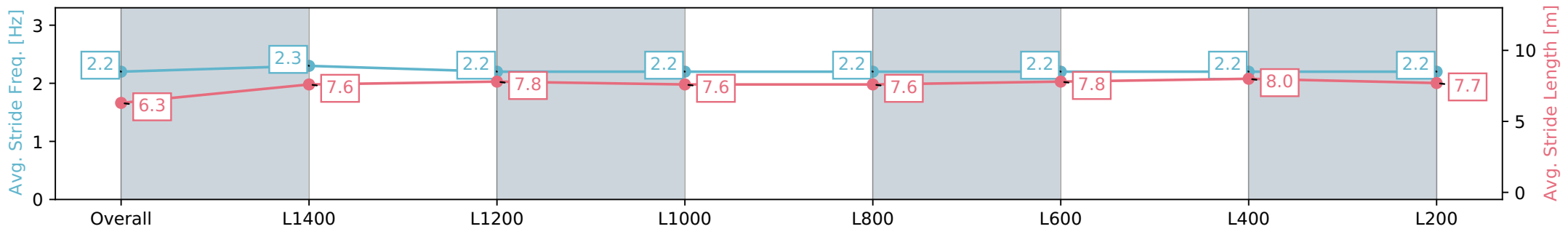
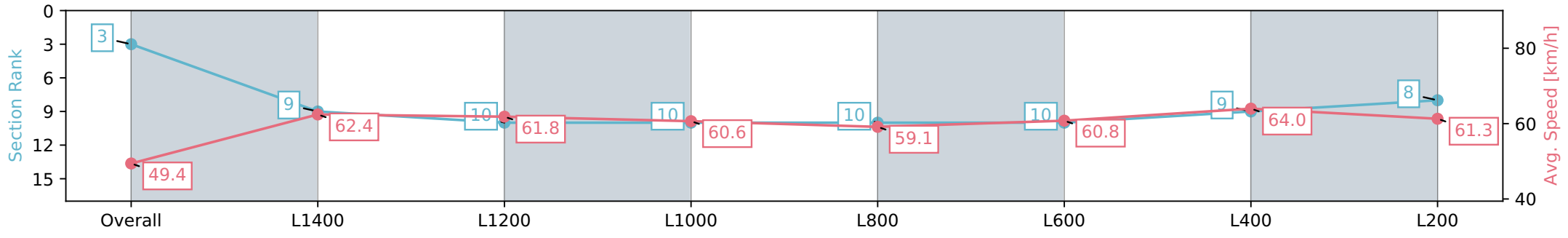
Horse/Jockey Name	NORTHEASTERLY
Finish Rank	3
Fastest Section Time (Section)	0:11.25 (L400)
Top Speed [km/h] (Section)	65.0 (L400)
Race State	Finished



Pukekohe Park - Professional  
 Race 3: SHAW'S WIRE ROPES 1600 - 1600m  
 06 April 2024 - 1:41PM  
 Track Rating: Good 4, Weather: Fine, Rail Position: True



Section	Overall	L1400	L1200	L1000	L800	L600	L400	L200
Section Times	1:36.64 [3] (0:14.60)	1:22.04 [9] (0:11.51)	1:10.53 [10] (0:11.68)	0:58.85 [10] (0:11.82)	0:47.03 [10] (0:12.15)	0:34.88 [10] (0:11.87)	0:23.01 [9] (0:11.25)	0:11.76 [8] (0:11.76)
Average Speed [km/h]	49.4	62.4	61.8	60.6	59.1	60.8	64.0	61.3
Top Speed [km/h]	62.4	63.4	63.7	62.1	61.2	64.7	65.0	63.1
Avg. Dist. to Rail [m]	3.2	0.4	0.3	0.6	0.7	0.9	3.5	3.9
Avg. Stride Freq. [Hz]	2.2	2.3	2.2	2.2	2.2	2.2	2.2	2.2
Avg. Stride Length [m]	6.3	7.6	7.8	7.6	7.6	7.8	8.0	7.7



- [ ] Ranking at each section and finish
- :-:- No data available at this section
- NA No data available

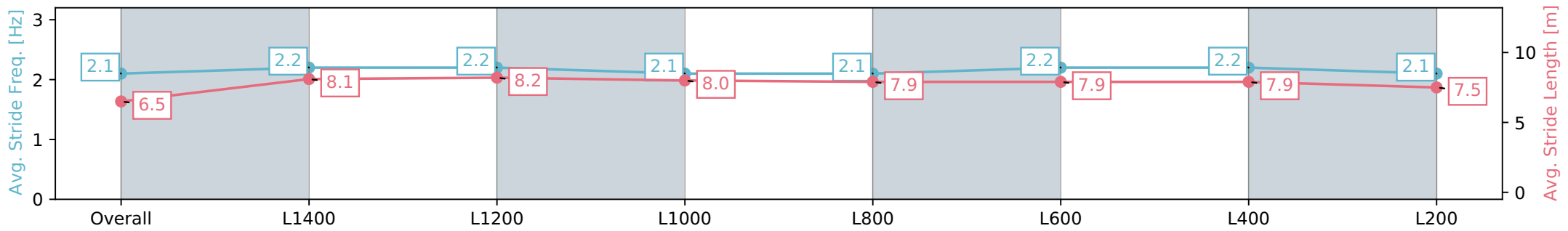
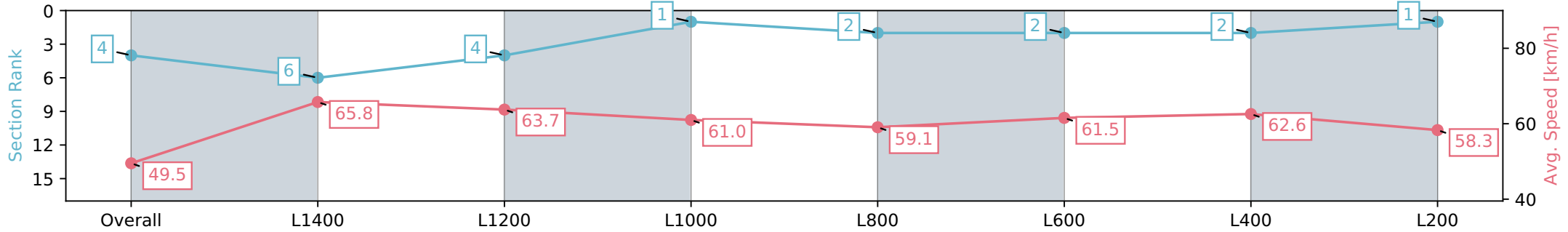
Horse/Jockey Name	KAIMAI WARRIOR
Finish Rank	4
Fastest Section Time (Section)	0:10.96 (L1400)
Top Speed [km/h] (Section)	66.8 (L1400)
Race State	Finished



Pukekohe Park - Professional  
 Race 3: SHAW'S WIRE ROPES 1600 - 1600m  
 06 April 2024 - 1:41PM  
 Track Rating: Good 4, Weather: Fine, Rail Position: True



Section	Overall	L1400	L1200	L1000	L800	L600	L400	L200
Section Times	1:36.66 [4] (0:14.48)	1:22.18 [6] (0:10.96)	1:11.22 [4] (0:11.30)	0:59.92 [1] (0:11.93)	0:47.99 [2] (0:12.32)	0:35.67 [2] (0:11.81)	0:23.86 [2] (0:11.53)	0:12.33 [1] (0:12.33)
Average Speed [km/h]	49.5	65.8	63.7	61.0	59.1	61.5	62.6	58.3
Top Speed [km/h]	63.6	66.8	65.7	62.7	59.9	63.5	63.4	60.4
Avg. Dist. to Rail [m]	11.9	4.3	2.2	1.6	2.0	2.7	4.0	4.9
Avg. Stride Freq. [Hz]	2.1	2.2	2.2	2.1	2.1	2.2	2.2	2.1
Avg. Stride Length [m]	6.5	8.1	8.2	8.0	7.9	7.9	7.9	7.5



- [ ] Ranking at each section and finish
- :-:- No data available at this section
- NA No data available



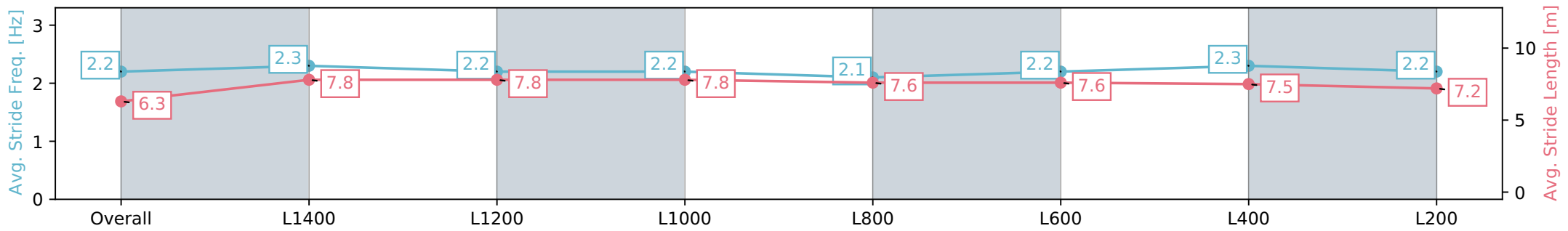
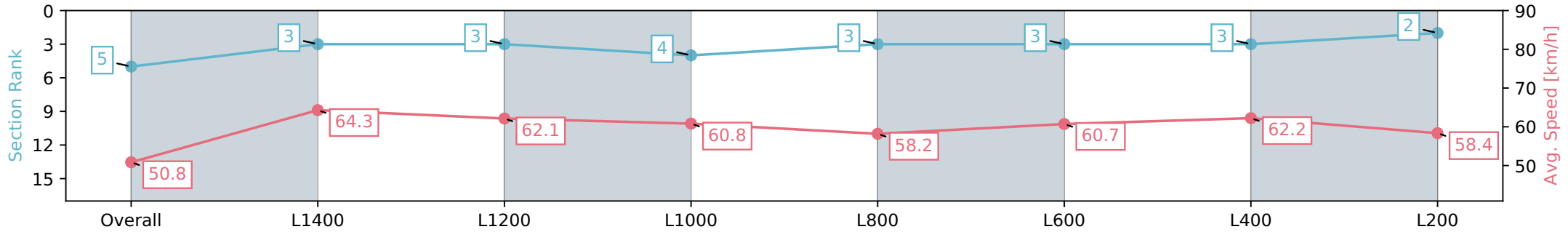
Horse/Jockey Name	LANIKAI
Finish Rank	5
Fastest Section Time (Section)	0:11.20 (L1400)
Top Speed [km/h] (Section)	65.5 (Overall)
Race State	Finished



Pukekohe Park - Professional  
 Race 3: SHAW'S WIRE ROPES 1600 - 1600m  
 06 April 2024 - 1:41PM  
 Track Rating: Good 4, Weather: Fine, Rail Position: True



Section	Overall	L1400	L1200	L1000	L800	L600	L400	L200
Section Times	1:36.72 [5] (0:14.21)	1:22.51 [3] (0:11.20)	1:11.31 [3] (0:11.59)	0:59.72 [4] (0:11.75)	0:47.97 [3] (0:12.25)	0:35.72 [3] (0:11.82)	0:23.90 [3] (0:11.57)	0:12.32 [2] (0:12.32)
Average Speed [km/h]	50.8	64.3	62.1	60.8	58.2	60.7	62.2	58.4
Top Speed [km/h]	65.5	65.5	62.9	62.7	59.5	63.5	63.9	60.5
Avg. Dist. to Rail [m]	10.3	3.8	1.0	1.3	1.6	0.4	1.7	2.9
Avg. Stride Freq. [Hz]	2.2	2.3	2.2	2.2	2.1	2.2	2.3	2.2
Avg. Stride Length [m]	6.3	7.8	7.8	7.8	7.6	7.6	7.5	7.2



- [ ] Ranking at each section and finish
- :-:- No data available at this section
- NA No data available

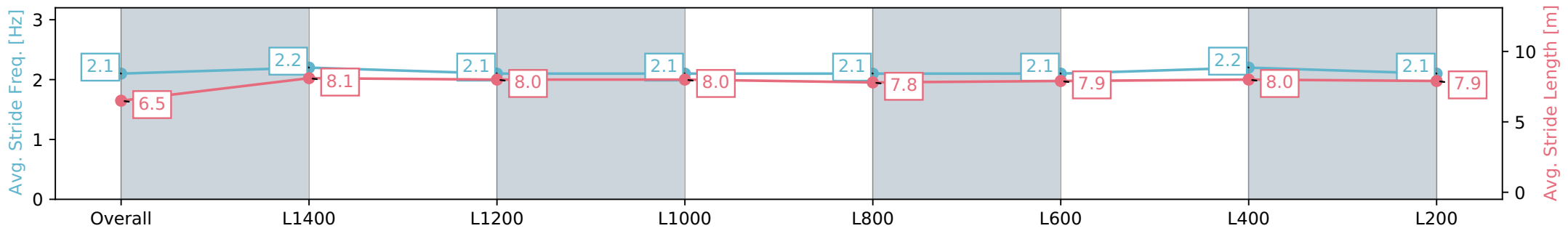
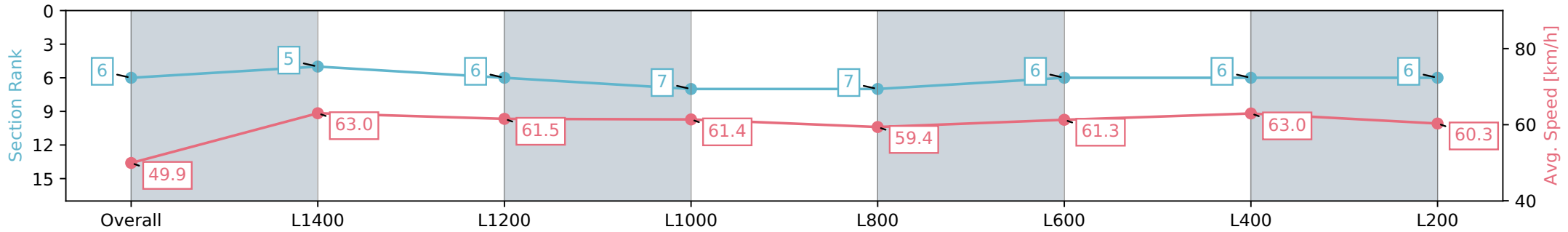
Horse/Jockey Name	ROCMONT
Finish Rank	6
Fastest Section Time (Section)	0:11.42 (L400)
Top Speed [km/h] (Section)	63.8 (L600)
Race State	Finished



Pukekohe Park - Professional  
 Race 3: SHAW'S WIRE ROPES 1600 - 1600m  
 06 April 2024 - 1:41PM  
 Track Rating: Good 4, Weather: Fine, Rail Position: True



Section	Overall	L1400	L1200	L1000	L800	L600	L400	L200
Section Times	1:36.80 [6] (0:14.39)	1:22.41 [5] (0:11.45)	1:10.96 [6] (0:11.68)	0:59.28 [7] (0:11.79)	0:47.49 [7] (0:12.19)	0:35.30 [6] (0:11.90)	0:23.40 [6] (0:11.42)	0:11.98 [6] (0:11.98)
Average Speed [km/h]	49.9	63.0	61.5	61.4	59.4	61.3	63.0	60.3
Top Speed [km/h]	62.6	63.7	63.4	62.5	61.1	63.8	63.7	61.5
Avg. Dist. to Rail [m]	4.6	0.9	0.9	0.5	1.4	3.4	7.1	7.6
Avg. Stride Freq. [Hz]	2.1	2.2	2.1	2.1	2.1	2.1	2.2	2.1
Avg. Stride Length [m]	6.5	8.1	8.0	8.0	7.8	7.9	8.0	7.9



- [ ] Ranking at each section and finish
- :-:- No data available at this section
- NA No data available

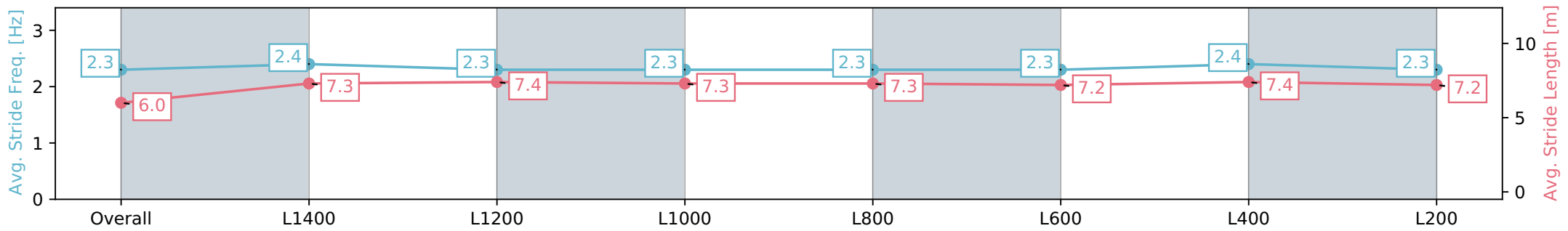
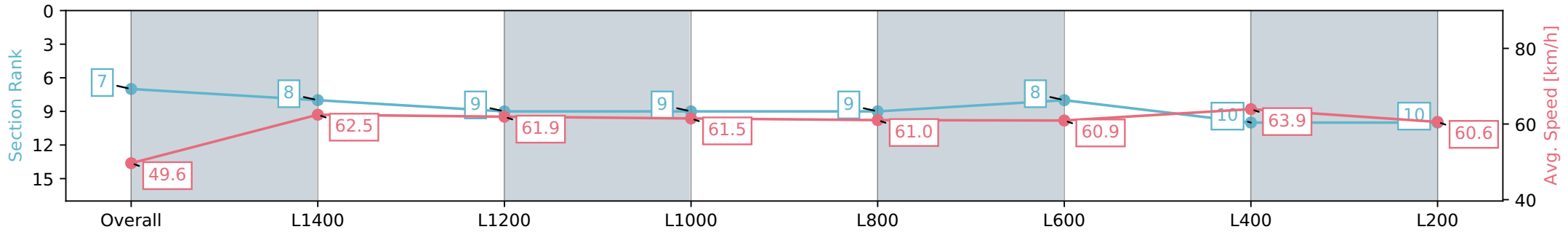
Horse/Jockey Name	PROCELLA
Finish Rank	7
Fastest Section Time (Section)	0:11.28 (L400)
Top Speed [km/h] (Section)	65.1 (L400)
Race State	Finished



Pukekohe Park - Professional  
 Race 3: SHAW'S WIRE ROPES 1600 - 1600m  
 06 April 2024 - 1:41PM  
 Track Rating: Good 4, Weather: Fine, Rail Position: True



Section	Overall	L1400	L1200	L1000	L800	L600	L400	L200
Section Times	1:36.90 [7] (0:14.55)	1:22.35 [8] (0:11.54)	1:10.81 [9] (0:11.61)	0:59.20 [9] (0:11.85)	0:47.35 [9] (0:12.07)	0:35.28 [8] (0:12.13)	0:23.15 [10] (0:11.28)	0:11.87 [10] (0:11.87)
Average Speed [km/h]	49.6	62.5	61.9	61.5	61.0	60.9	63.9	60.6
Top Speed [km/h]	62.5	63.0	64.0	62.9	62.6	63.8	65.1	62.9
Avg. Dist. to Rail [m]	7.4	1.8	1.4	1.9	4.2	6.9	10.4	10.3
Avg. Stride Freq. [Hz]	2.3	2.4	2.3	2.3	2.3	2.3	2.4	2.3
Avg. Stride Length [m]	6.0	7.3	7.4	7.3	7.3	7.2	7.4	7.2



- [ ] Ranking at each section and finish
- :-:- No data available at this section
- NA No data available

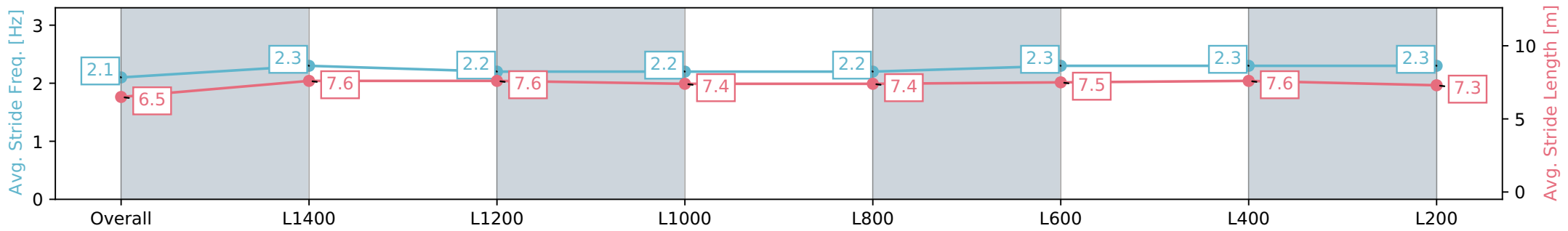
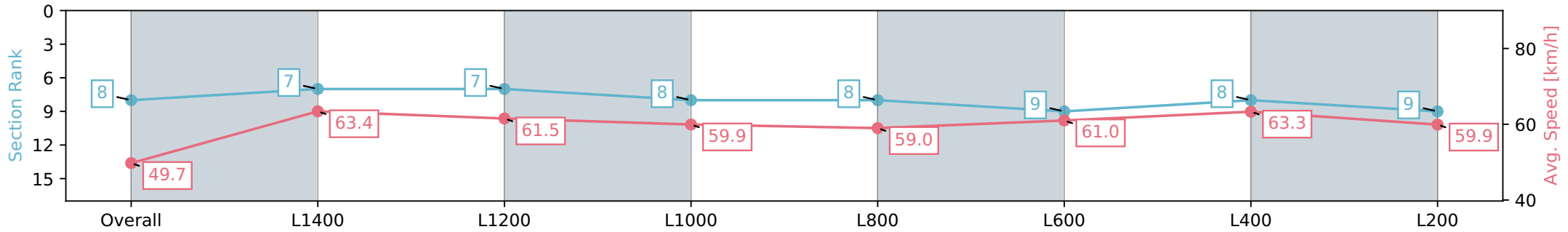
Horse/Jockey Name	FOODIE BROTHERS
Finish Rank	8
Fastest Section Time (Section)	0:11.36 (L1400)
Top Speed [km/h] (Section)	65.0 (L600)
Race State	Finished



Pukekohe Park - Professional  
 Race 3: SHAW'S WIRE ROPES 1600 - 1600m  
 06 April 2024 - 1:41PM  
 Track Rating: Good 4, Weather: Fine, Rail Position: True



Section	Overall	L1400	L1200	L1000	L800	L600	L400	L200
Section Times	1:36.93 [8] (0:14.51)	1:22.42 [7] (0:11.36)	1:11.06 [7] (0:11.69)	0:59.37 [8] (0:11.93)	0:47.44 [8] (0:12.23)	0:35.21 [9] (0:11.86)	0:23.35 [8] (0:11.36)	0:11.99 [9] (0:11.99)
Average Speed [km/h]	49.7	63.4	61.5	59.9	59.0	61.0	63.3	59.9
Top Speed [km/h]	62.5	64.7	64.6	61.5	60.2	65.0	65.0	62.3
Avg. Dist. to Rail [m]	2.0	0.3	0.4	0.8	0.6	1.0	2.4	2.1
Avg. Stride Freq. [Hz]	2.1	2.3	2.2	2.2	2.2	2.3	2.3	2.3
Avg. Stride Length [m]	6.5	7.6	7.6	7.4	7.4	7.5	7.6	7.3



- [ ] Ranking at each section and finish
- :-:- No data available at this section
- NA No data available

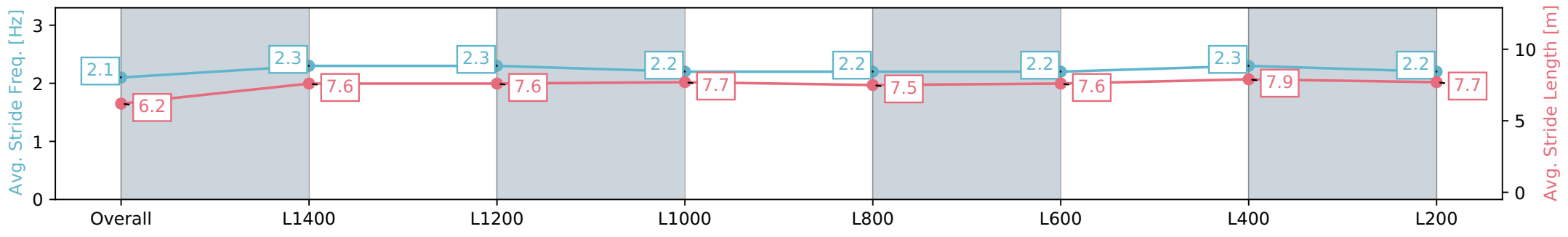
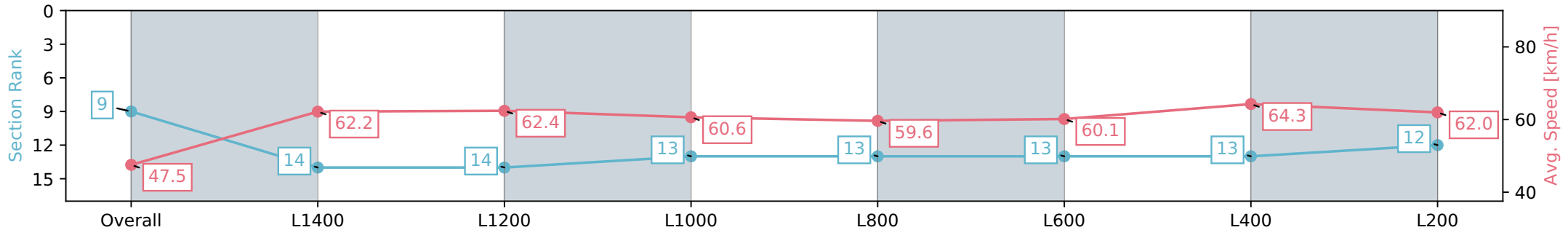
Horse/Jockey Name	PERSPECTIVE
Finish Rank	9
Fastest Section Time (Section)	0:11.23 (L400)
Top Speed [km/h] (Section)	65.3 (L400)
Race State	Finished



Pukekohe Park - Professional  
 Race 3: SHAW'S WIRE ROPES 1600 - 1600m  
 06 April 2024 - 1:41PM  
 Track Rating: Good 4, Weather: Fine, Rail Position: True



Section	Overall	L1400	L1200	L1000	L800	L600	L400	L200
Section Times	1:37.07 [9] (0:15.19)	1:21.88 [14] (0:11.56)	1:10.31 [14] (0:11.54)	0:58.77 [13] (0:11.87)	0:46.90 [13] (0:12.12)	0:34.78 [13] (0:11.94)	0:22.84 [13] (0:11.23)	0:11.61 [12] (0:11.61)
Average Speed [km/h]	47.5	62.2	62.4	60.6	59.6	60.1	64.3	62.0
Top Speed [km/h]	61.8	62.6	64.6	62.6	62.1	64.4	65.3	62.4
Avg. Dist. to Rail [m]	1.3	0.8	0.6	0.5	0.5	0.8	7.3	9.0
Avg. Stride Freq. [Hz]	2.1	2.3	2.3	2.2	2.2	2.2	2.3	2.2
Avg. Stride Length [m]	6.2	7.6	7.6	7.7	7.5	7.6	7.9	7.7



- [ ] Ranking at each section and finish
- :-:- No data available at this section
- NA No data available

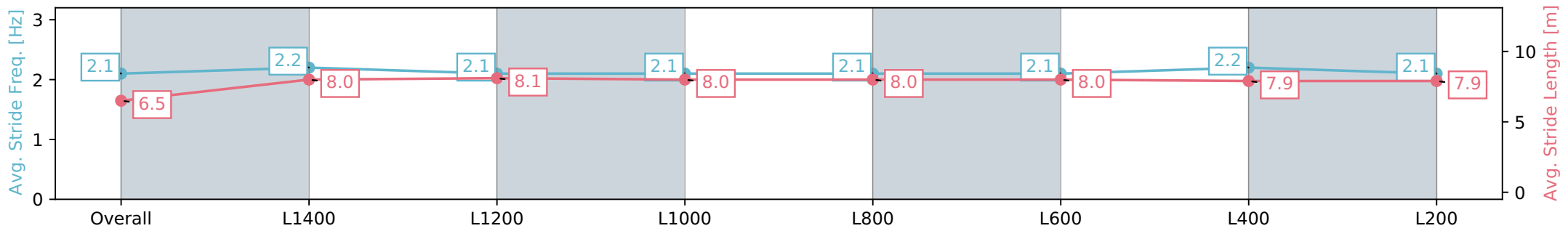
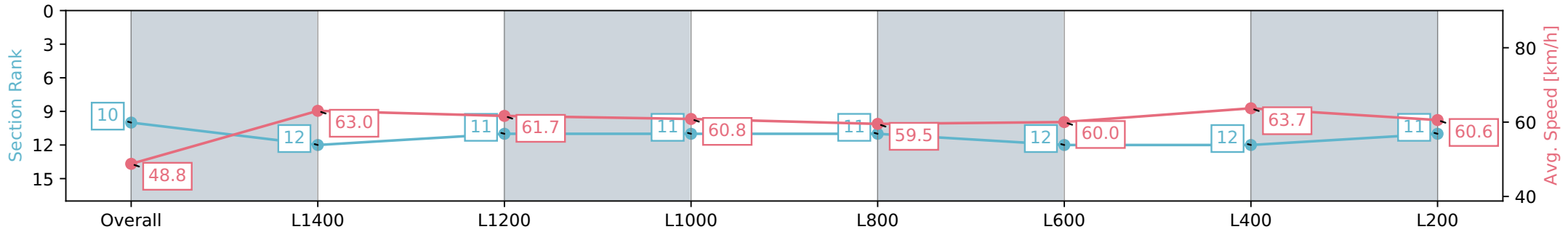
Horse/Jockey Name	POINTER
Finish Rank	10
Fastest Section Time (Section)	0:11.31 (L400)
Top Speed [km/h] (Section)	64.6 (L400)
Race State	Finished



Pukekohe Park - Professional  
 Race 3: SHAW'S WIRE ROPES 1600 - 1600m  
 06 April 2024 - 1:41PM  
 Track Rating: Good 4, Weather: Fine, Rail Position: True



Section	Overall	L1400	L1200	L1000	L800	L600	L400	L200
Section Times	1:37.08 [10] (0:14.80)	1:22.28 [12] (0:11.43)	1:10.85 [11] (0:11.66)	0:59.19 [11] (0:11.81)	0:47.38 [11] (0:12.20)	0:35.18 [12] (0:12.00)	0:23.18 [12] (0:11.31)	0:11.87 [11] (0:11.87)
Average Speed [km/h]	48.8	63.0	61.7	60.8	59.5	60.0	63.7	60.6
Top Speed [km/h]	61.7	63.7	63.6	61.7	61.6	64.2	64.6	62.8
Avg. Dist. to Rail [m]	2.9	0.2	0.2	0.4	0.7	1.1	5.1	7.1
Avg. Stride Freq. [Hz]	2.1	2.2	2.1	2.1	2.1	2.1	2.2	2.1
Avg. Stride Length [m]	6.5	8.0	8.1	8.0	8.0	8.0	7.9	7.9



Report Created: Sat 06 April 2024 12:06:34 GMT+11 (Note: Timing is based on positional data)

- [ ] Ranking at each section and finish
- :-:- No data available at this section
- NA No data available



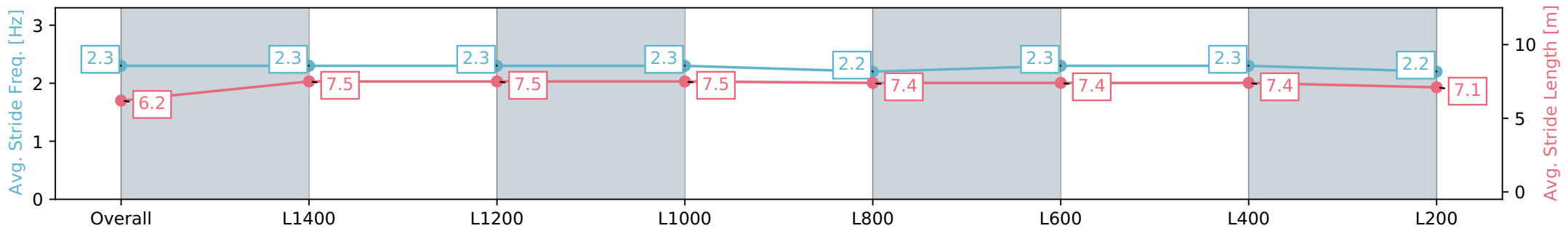
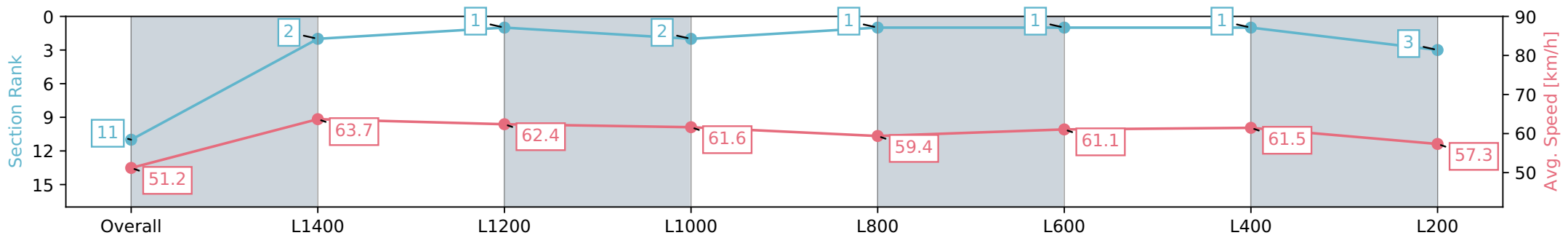
Horse/Jockey Name	JOYOLA
Finish Rank	11
Fastest Section Time (Section)	0:11.26 (L1400)
Top Speed [km/h] (Section)	64.6 (L1400)
Race State	Finished



Pukekohe Park - Professional  
 Race 3: SHAW'S WIRE ROPES 1600 - 1600m  
 06 April 2024 - 1:41PM  
 Track Rating: Good 4, Weather: Fine, Rail Position: True



Section	Overall	L1400	L1200	L1000	L800	L600	L400	L200
Section Times	1:37.09 [11] (0:14.10)	1:22.99 [2] (0:11.26)	1:11.73 [1] (0:11.55)	1:00.18 [2] (0:11.72)	0:48.46 [1] (0:12.27)	0:36.19 [1] (0:11.90)	0:24.29 [1] (0:11.73)	0:12.56 [3] (0:12.56)
Average Speed [km/h]	51.2	63.7	62.4	61.6	59.4	61.1	61.5	57.3
Top Speed [km/h]	64.2	64.6	63.7	62.6	60.0	62.3	62.6	60.1
Avg. Dist. to Rail [m]	6.8	2.0	0.5	0.7	2.0	2.5	5.0	3.7
Avg. Stride Freq. [Hz]	2.3	2.3	2.3	2.3	2.2	2.3	2.3	2.2
Avg. Stride Length [m]	6.2	7.5	7.5	7.5	7.4	7.4	7.4	7.1



- [ ] Ranking at each section and finish
- :-:- No data available at this section
- NA No data available

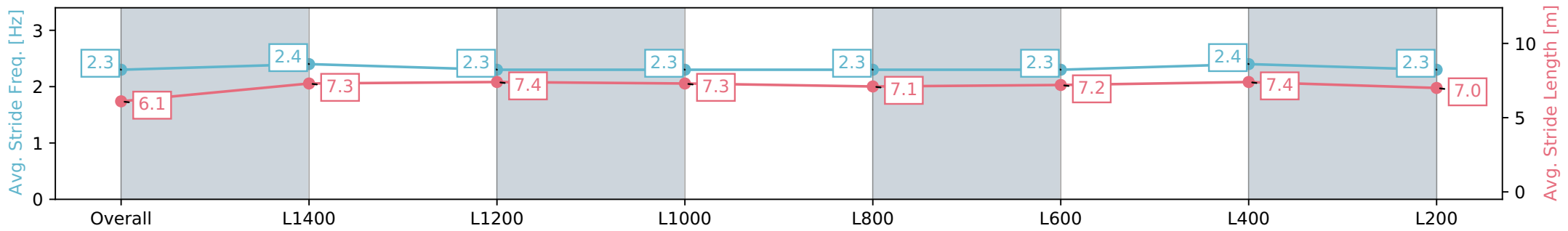
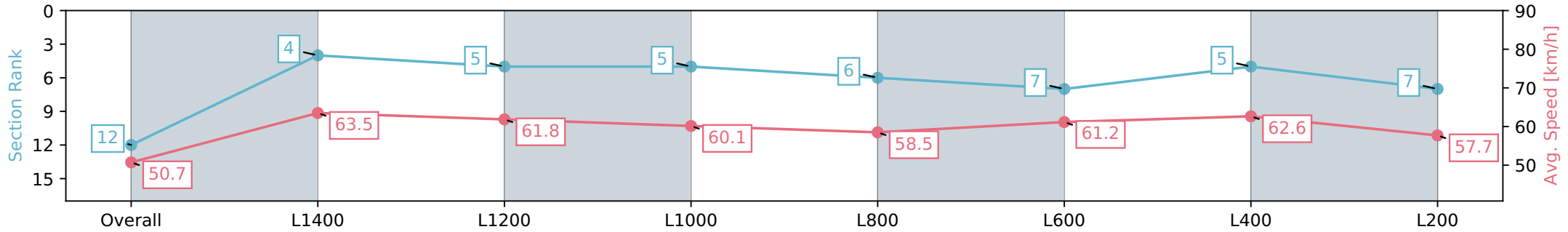
Horse/Jockey Name	MARIA
Finish Rank	12
Fastest Section Time (Section)	0:11.30 (L1400)
Top Speed [km/h] (Section)	65.0 (L1400)
Race State	Finished



Pukekohe Park - Professional  
 Race 3: SHAW'S WIRE ROPES 1600 - 1600m  
 06 April 2024 - 1:41PM  
 Track Rating: Good 4, Weather: Fine, Rail Position: True



Section	Overall	L1400	L1200	L1000	L800	L600	L400	L200
Section Times	1:37.32 [12] (0:14.25)	1:23.07 [4] (0:11.30)	1:11.77 [5] (0:11.67)	1:00.10 [5] (0:11.96)	0:48.14 [6] (0:12.36)	0:35.78 [7] (0:11.84)	0:23.94 [5] (0:11.50)	0:12.44 [7] (0:12.44)
Average Speed [km/h]	50.7	63.5	61.8	60.1	58.5	61.2	62.6	57.7
Top Speed [km/h]	63.3	65.0	62.3	62.0	60.3	63.9	63.6	61.1
Avg. Dist. to Rail [m]	2.9	0.4	0.2	0.4	1.1	1.1	3.9	4.4
Avg. Stride Freq. [Hz]	2.3	2.4	2.3	2.3	2.3	2.3	2.4	2.3
Avg. Stride Length [m]	6.1	7.3	7.4	7.3	7.1	7.2	7.4	7.0



- [ ] Ranking at each section and finish
- :-:- No data available at this section
- NA No data available



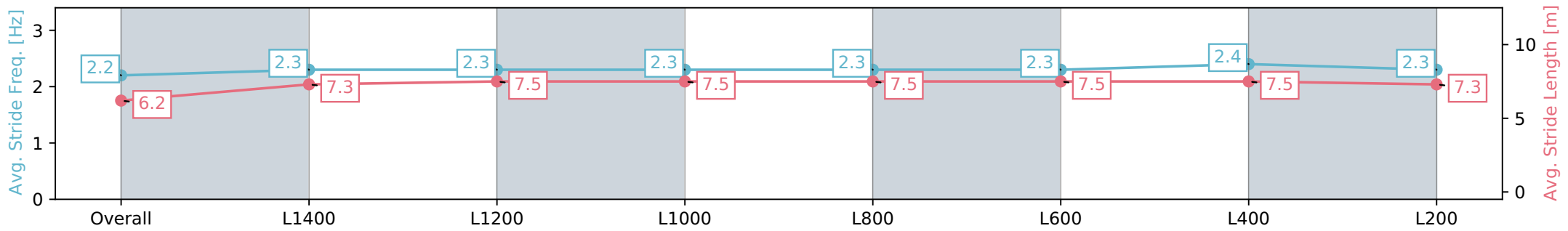
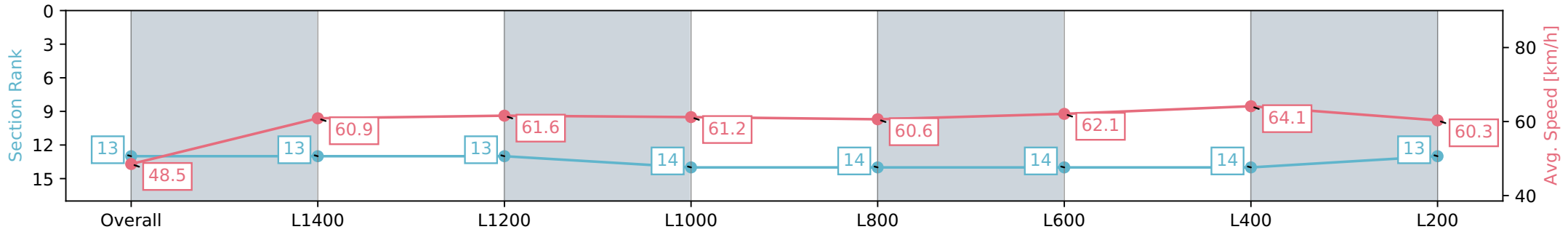
Horse/Jockey Name	BREEZYLEXUS
Finish Rank	13
Fastest Section Time (Section)	0:11.21 (L400)
Top Speed [km/h] (Section)	65.6 (L600)
Race State	Finished



Pukekohe Park - Professional  
 Race 3: SHAW'S WIRE ROPES 1600 - 1600m  
 06 April 2024 - 1:41PM  
 Track Rating: Good 4, Weather: Fine, Rail Position: True



Section	Overall	L1400	L1200	L1000	L800	L600	L400	L200
Section Times	1:37.58 [13] (0:14.86)	1:22.72 [13] (0:11.86)	1:10.86 [13] (0:11.65)	0:59.21 [14] (0:11.95)	0:47.26 [14] (0:12.19)	0:35.07 [14] (0:11.91)	0:23.16 [14] (0:11.21)	0:11.95 [13] (0:11.95)
Average Speed [km/h]	48.5	60.9	61.6	61.2	60.6	62.1	64.1	60.3
Top Speed [km/h]	62.4	62.9	63.8	63.8	63.4	65.6	65.1	62.9
Avg. Dist. to Rail [m]	12.3	3.0	1.1	2.4	4.5	6.1	7.1	8.5
Avg. Stride Freq. [Hz]	2.2	2.3	2.3	2.3	2.3	2.3	2.4	2.3
Avg. Stride Length [m]	6.2	7.3	7.5	7.5	7.5	7.5	7.5	7.3



- [ ] Ranking at each section and finish
- :-:- No data available at this section
- NA No data available

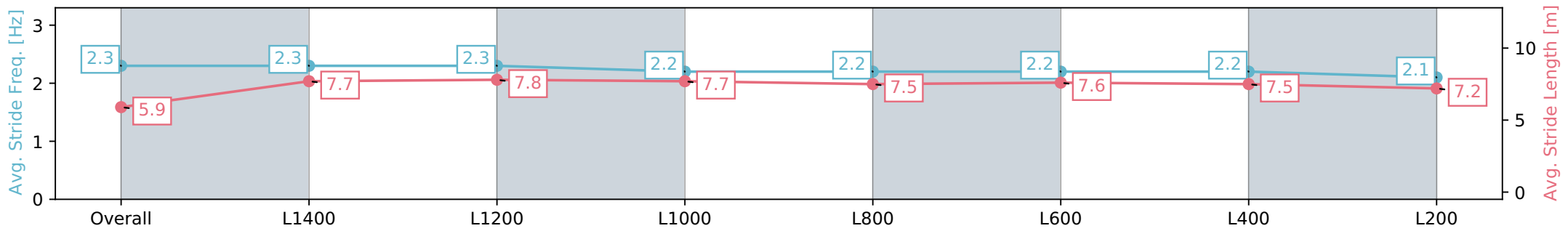
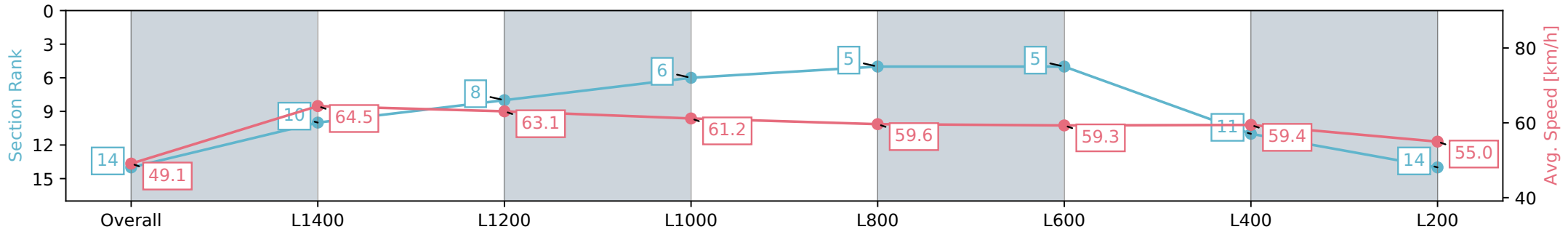
Horse/Jockey Name	WAR EMPRESS
Finish Rank	14
Fastest Section Time (Section)	0:11.19 (L1400)
Top Speed [km/h] (Section)	65.9 (L1400)
Race State	Finished



Pukekohe Park - Professional  
 Race 3: SHAW'S WIRE ROPES 1600 - 1600m  
 06 April 2024 - 1:41PM  
 Track Rating: Good 4, Weather: Fine, Rail Position: True



Section	Overall	L1400	L1200	L1000	L800	L600	L400	L200
Section Times	1:38.98 [14] (0:14.71)	1:24.27 [10] (0:11.19)	1:13.08 [8] (0:11.38)	1:01.70 [6] (0:11.88)	0:49.82 [5] (0:12.26)	0:37.56 [5] (0:12.35)	0:25.21 [11] (0:12.11)	0:13.10 [14] (0:13.10)
Average Speed [km/h]	49.1	64.5	63.1	61.2	59.6	59.3	59.4	55.0
Top Speed [km/h]	64.5	65.9	64.5	62.3	60.5	60.8	60.9	57.4
Avg. Dist. to Rail [m]	9.8	2.7	2.2	1.4	2.7	4.9	7.2	2.8
Avg. Stride Freq. [Hz]	2.3	2.3	2.3	2.2	2.2	2.2	2.2	2.1
Avg. Stride Length [m]	5.9	7.7	7.8	7.7	7.5	7.6	7.5	7.2



- [ ] Ranking at each section and finish
- :-:- No data available at this section
- NA No data available