

Track Rating: Good 4, Weather: Fine, Rail Position: True

Section Field Times		Overall	L1000	L800	L600	L400	L200							
		1:09.47 (0:13.54)	0:55.94 (0:10.69)	0:45.25 (0:11.57)	0:33.68 (0:11.37)	0:22.30 (0:10.91)	0:11.39 (0:11.39)							
Position	#	Horse/Jockey	Barrier	Top Speed [km/h]	Fastest Section	First 400m	Overall	L1000	L800	L600	L400	L200	Margin	Distance Travelled From Winner [m]
1	8	YALDI Kazuya Asano	8	68.6 1000-800	0:10.69 1000-800	0:24.22	1:09.47 (0:13.53)	0:55.94 [1] (0:10.69)	0:45.25 [1] (0:11.56)	0:33.68 [1] (0:11.37)	0:22.31 [1] (0:10.91)	0:11.40 [1] (0:11.40)	1:09.47	
2	5	WIND RUSH Lily Sutherland	5	69.4 1000-800	0:10.84 1000-800	0:24.55	1:09.71 (0:13.71)	0:56.00 [3] (0:10.84)	0:45.16 [3] (0:11.53)	0:33.63 [4] (0:11.33)	0:22.30 [3] (0:10.93)	0:11.37 [3] (0:11.37)	0.24L	+0
3	2	OSTERIA Triston Moodley	2	67.5 1000-800	0:10.87 1000-800	0:25.00	1:09.84 (0:14.13)	0:55.71 [7] (0:10.87)	0:44.84 [8] (0:11.33)	0:33.51 [7] (0:11.26)	0:22.25 [6] (0:10.87)	0:11.38 [5] (0:11.38)	0.13L	+0
4	4	CHICAGO JACK Courtney Barnes	4	68.0 400-200	0:10.77 400-200	0:24.98	1:09.86 (0:14.16)	0:55.70 [8] (0:10.82)	0:44.88 [7] (0:11.37)	0:33.51 [8] (0:11.28)	0:22.23 [8] (0:10.77)	0:11.46 [4] (0:11.46)	0.02L	-2
5	16	MAGNA MEMORY Ngakau Hailey	16	68.6 400-200	0:10.64 400-200	0:25.74	1:09.87 (0:14.45)	0:55.42 [11] (0:11.28)	0:44.13 [11] (0:11.11)	0:33.02 [11] (0:11.10)	0:21.92 [11] (0:10.64)	0:11.28 [8] (0:11.28)	0.01L	+2
6	3	TORUK MAKTO Ace Lawson-Carroll	3	68.3 400-200	0:10.77 400-200	0:25.33	1:10.11 (0:14.26)	0:55.85 [9] (0:11.07)	0:44.78 [9] (0:11.28)	0:33.49 [9] (0:11.14)	0:22.35 [9] (0:10.77)	0:11.58 [6] (0:11.57)	0.24L	+4
7	1	MONTANA BAY Tayla Mitchell	1	68.6 1200-1000	0:10.94 1000-800	0:24.47	1:10.15 (0:13.53)	0:56.62 [2] (0:10.94)	0:45.68 [2] (0:11.48)	0:34.20 [2] (0:11.34)	0:22.86 [2] (0:11.04)	0:11.82 [2] (0:11.82)	0.04L	-3
8	14	RAZIAH Bridget Grylls	14	67.2 400-200	0:11.00 400-200	0:24.83	1:10.18 (0:13.80)	0:56.38 [4] (0:11.03)	0:45.35 [6] (0:11.46)	0:33.89 [6] (0:11.32)	0:22.57 [7] (0:11.00)	0:11.57 [9] (0:11.56)	0.03L	+6
9	12	MAYA BAY Ulrika Holmquist	12	67.9 400-200	0:10.84 400-200	0:25.40	1:10.24 (0:14.43)	0:55.81 [10] (0:10.97)	0:44.84 [10] (0:11.25)	0:33.59 [10] (0:11.24)	0:22.35 [10] (0:10.84)	0:11.51 [10] (0:11.51)	0.06L	+0
10	10	THE VICTRESS Ashvin Goindasamy	10	68.3 1000-800	0:10.80 1000-800	0:24.71	1:10.74 (0:13.91)	0:56.83 [6] (0:10.80)	0:46.03 [5] (0:11.48)	0:34.55 [5] (0:11.28)	0:23.26 [5] (0:11.11)	0:12.15 [7] (0:12.15)	0.5L	-2

Scratched: Force Of Law (#6), Magice (#7), Fillygizalook (#11), Out Of Exile (#13), Brazen Proposal (#15)

Track Rating: Good 4, Weather: Fine, Rail Position: True

Section								Overall	L1000	L800	L600	L400	L200		
Field Times								1:09.47	0:55.94	0:45.25	0:33.68	0:22.30	0:11.39		
								(0:13.54)	(0:10.69)	(0:11.57)	(0:11.37)	(0:10.91)	(0:11.39)		
Position	#	Horse/Jockey	Barrier	Top Speed [km/h]	Fastest Section	First 400m							Margin	Distance Travelled From Winner [m]	
11	9	CHASING WARRIOR	9	68.1	0:10.71	0:24.57	1:11.04	0:57.17 [5]	0:46.46 [4]	0:34.97 [3]	0:23.59 [4]	0:12.20 [11]	0.3L	+0	
		Kelly Myers		1000-800	1000-800		(0:13.87)	(0:10.71)	(0:11.49)	(0:11.38)	(0:11.39)	(0:12.20)			

Scratched: Force Of Law (#6), Magice (#7), Fillygizalook (#11), Out Of Exile (#13), Brazen Proposal (#15)

Horse/Jockey Name	YALDI
Finish Rank	1
Fastest Section Time (Section)	0:10.69 (L1000)
Top Speed [km/h] (Section)	68.6 (L1000)
Race State	Finished



Pukekohe Park - Professional

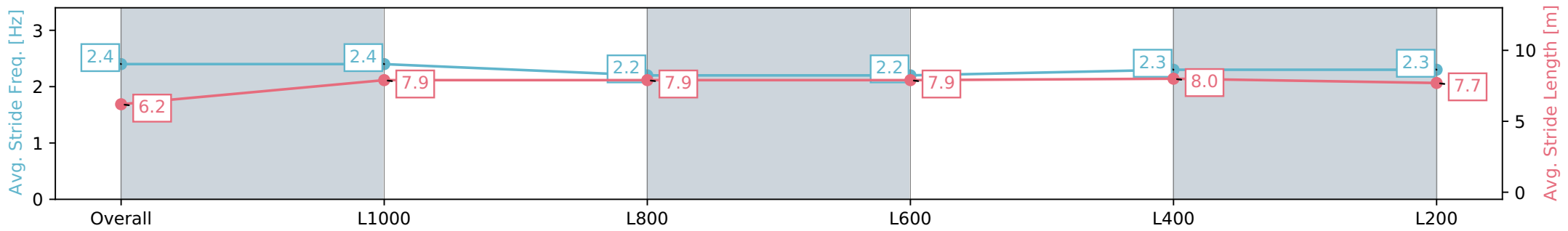
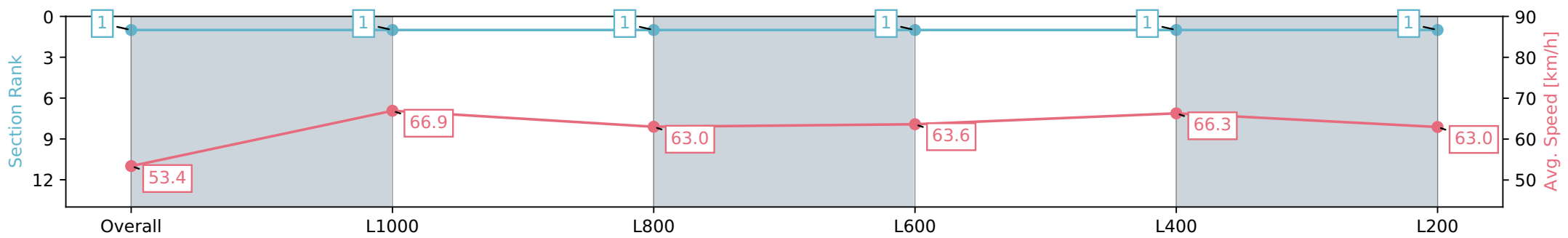
Race 2: TAB 1200 - 1200m

06 April 2024 - 1:07PM



Track Rating: Good 4, Weather: Fine, Rail Position: True

Section	Overall	L1000	L800	L600	L400	L200
Section Times	1:09.47 [1] (0:13.53)	0:55.94 [1] (0:10.69)	0:45.25 [1] (0:11.56)	0:33.68 [1] (0:11.37)	0:22.31 [1] (0:10.91)	0:11.40 [1] (0:11.40)
Average Speed [km/h]	53.4	66.9	63.0	63.6	66.3	63.0
Top Speed [km/h]	67.8	68.6	63.9	66.0	66.8	65.5
Avg. Dist. to Rail [m]	0.6	0.7	1.5	2.1	2.6	2.1
Avg. Stride Freq. [Hz]	2.4	2.4	2.2	2.2	2.3	2.3
Avg. Stride Length [m]	6.2	7.9	7.9	7.9	8.0	7.7



- [] Ranking at each section and finish
- :-:- No data available at this section
- NA No data available

Horse/Jockey Name	WIND RUSH
Finish Rank	2
Fastest Section Time (Section)	0:10.84 (L1000)
Top Speed [km/h] (Section)	69.4 (L1000)
Race State	Finished



Pukekohe Park - Professional

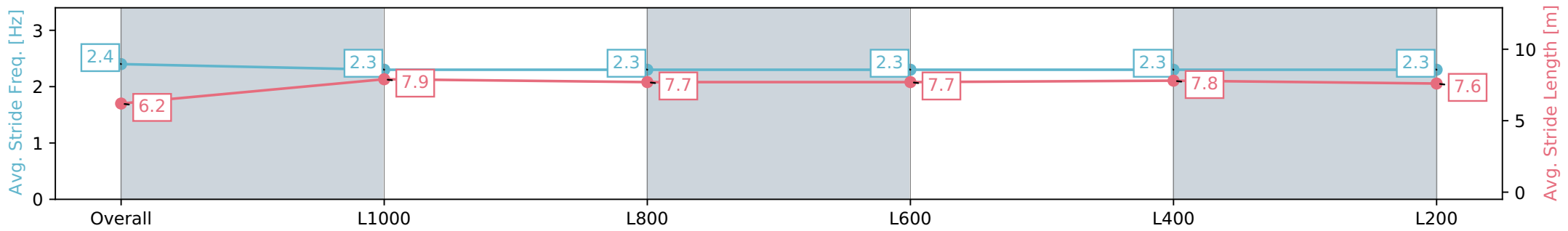
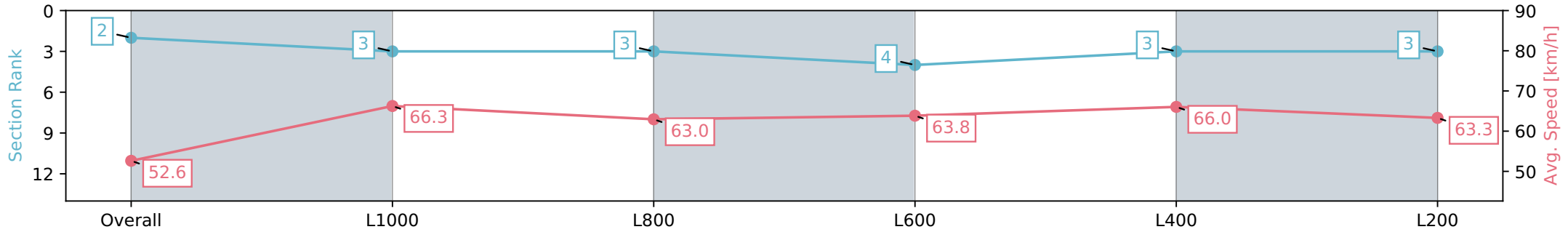
Race 2: TAB 1200 - 1200m

06 April 2024 - 1:07PM



Track Rating: Good 4, Weather: Fine, Rail Position: True

Section	Overall	L1000	L800	L600	L400	L200
Section Times	1:09.71 [2] (0:13.71)	0:56.00 [3] (0:10.84)	0:45.16 [3] (0:11.53)	0:33.63 [4] (0:11.33)	0:22.30 [3] (0:10.93)	0:11.37 [3] (0:11.37)
Average Speed [km/h]	52.6	66.3	63.0	63.8	66.0	63.3
Top Speed [km/h]	68.3	69.4	64.5	66.7	66.6	65.8
Avg. Dist. to Rail [m]	2.3	0.4	0.9	2.7	6.0	7.4
Avg. Stride Freq. [Hz]	2.4	2.3	2.3	2.3	2.3	2.3
Avg. Stride Length [m]	6.2	7.9	7.7	7.7	7.8	7.6



- [] Ranking at each section and finish
- :-:- No data available at this section
- NA No data available

Horse/Jockey Name	OSTERIA
Finish Rank	3
Fastest Section Time (Section)	0:10.87 (L1000)
Top Speed [km/h] (Section)	67.5 (L1000)
Race State	Finished



Pukekohe Park - Professional

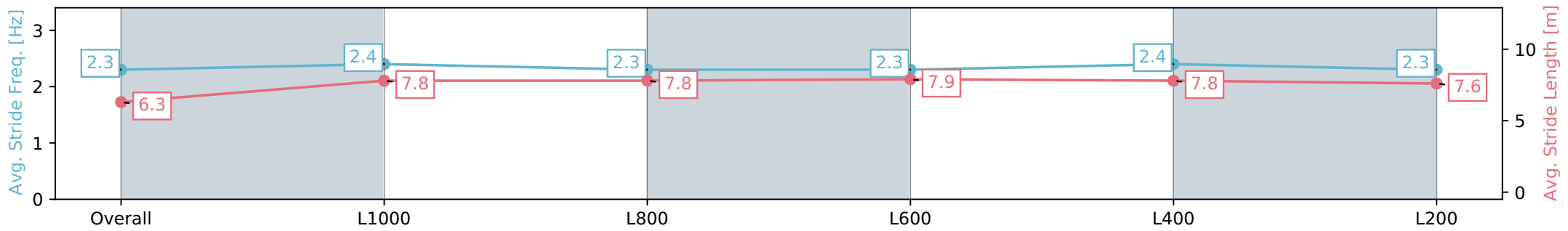
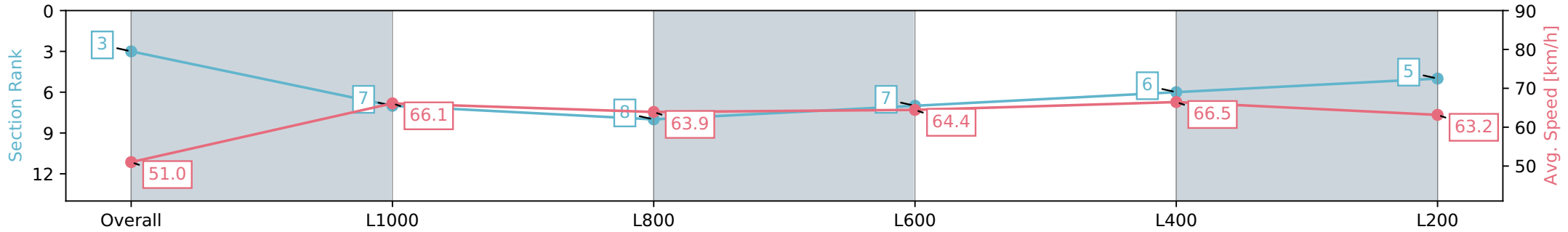
Race 2: TAB 1200 - 1200m

06 April 2024 - 1:07PM



Track Rating: Good 4, Weather: Fine, Rail Position: True

Section	Overall	L1000	L800	L600	L400	L200
Section Times	1:09.84 [3] (0:14.13)	0:55.71 [7] (0:10.87)	0:44.84 [8] (0:11.33)	0:33.51 [7] (0:11.26)	0:22.25 [6] (0:10.87)	0:11.38 [5] (0:11.38)
Average Speed [km/h]	51.0	66.1	63.9	64.4	66.5	63.2
Top Speed [km/h]	65.6	67.5	67.1	66.7	67.5	64.6
Avg. Dist. to Rail [m]	6.3	0.4	0.9	2.8	7.4	10.1
Avg. Stride Freq. [Hz]	2.3	2.4	2.3	2.3	2.4	2.3
Avg. Stride Length [m]	6.3	7.8	7.8	7.9	7.8	7.6



- [] Ranking at each section and finish
- :-:- No data available at this section
- NA No data available

Horse/Jockey Name	CHICAGO JACK
Finish Rank	4
Fastest Section Time (Section)	0:10.77 (L400)
Top Speed [km/h] (Section)	68.0 (L400)
Race State	Finished



Pukekohe Park - Professional

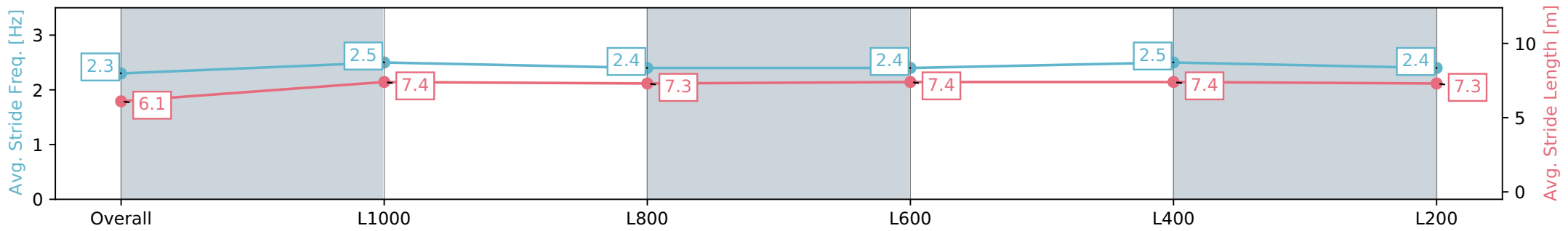
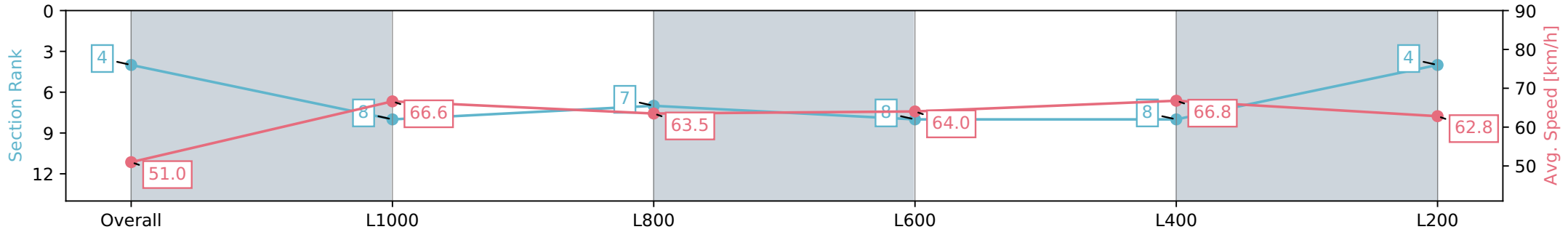
Race 2: TAB 1200 - 1200m

06 April 2024 - 1:07PM



Track Rating: Good 4, Weather: Fine, Rail Position: True

Section	Overall	L1000	L800	L600	L400	L200
Section Times	1:09.86 [4] (0:14.16)	0:55.70 [8] (0:10.82)	0:44.88 [7] (0:11.37)	0:33.51 [8] (0:11.28)	0:22.23 [8] (0:10.77)	0:11.46 [4] (0:11.46)
Average Speed [km/h]	51.0	66.6	63.5	64.0	66.8	62.8
Top Speed [km/h]	65.6	68.0	65.8	67.5	68.0	65.3
Avg. Dist. to Rail [m]	3.8	0.4	0.6	2.0	6.8	10.4
Avg. Stride Freq. [Hz]	2.3	2.5	2.4	2.4	2.5	2.4
Avg. Stride Length [m]	6.1	7.4	7.3	7.4	7.4	7.3



- [] Ranking at each section and finish
- :-:- No data available at this section
- NA No data available

Horse/Jockey Name	MAGNA MEMORY
Finish Rank	5
Fastest Section Time (Section)	0:10.64 (L400)
Top Speed [km/h] (Section)	68.6 (L400)
Race State	Finished

AUCKLAND
THOROUGHBRED
RACING

Pukekohe Park - Professional

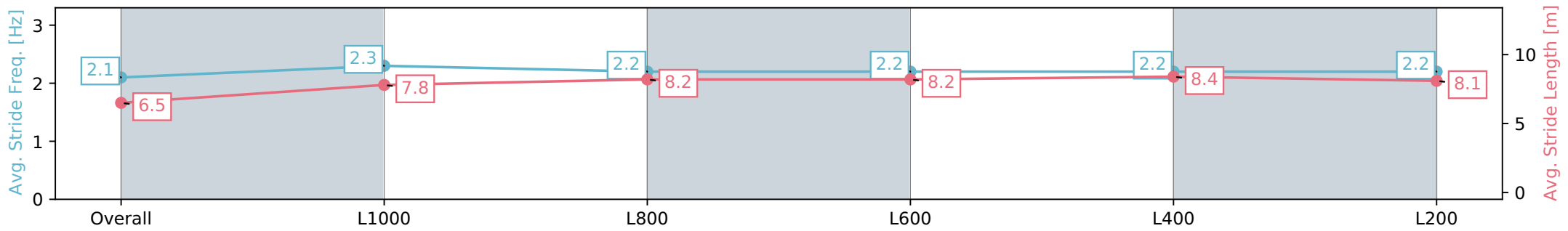
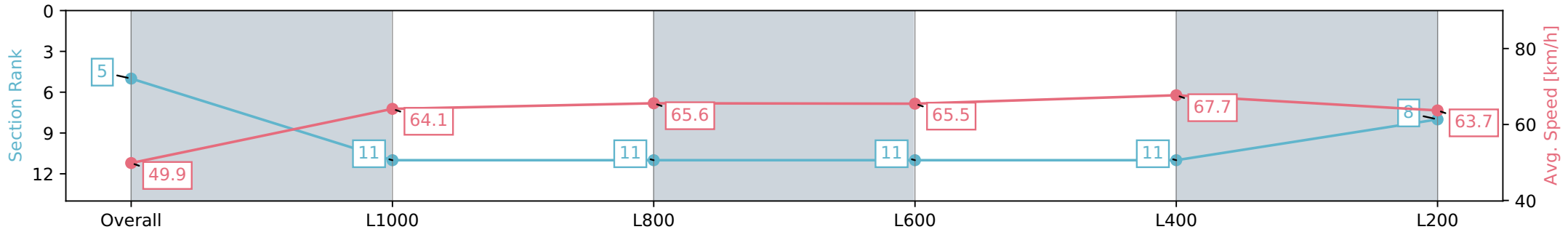
Race 2: TAB 1200 - 1200m

06 April 2024 - 1:07PM

PUKEKOHE
PARK

Track Rating: Good 4, Weather: Fine, Rail Position: True

Section	Overall	L1000	L800	L600	L400	L200
Section Times	1:09.87 [5] (0:14.45)	0:55.42 [11] (0:11.28)	0:44.13 [11] (0:11.11)	0:33.02 [11] (0:11.10)	0:21.92 [11] (0:10.64)	0:11.28 [8] (0:11.28)
Average Speed [km/h]	49.9	64.1	65.6	65.5	67.7	63.7
Top Speed [km/h]	63.2	66.1	66.2	67.8	68.6	66.3
Avg. Dist. to Rail [m]	8.1	0.8	1.6	2.7	6.2	7.9
Avg. Stride Freq. [Hz]	2.1	2.3	2.2	2.2	2.2	2.2
Avg. Stride Length [m]	6.5	7.8	8.2	8.2	8.4	8.1



Report Created: Sat 06 April 2024 11:32:56 GMT+11 (Note: Timing is based on positional data)

- [] Ranking at each section and finish
- :-:- No data available at this section
- NA No data available

Horse/Jockey Name	TORUK MAKTO
Finish Rank	6
Fastest Section Time (Section)	0:10.77 (L400)
Top Speed [km/h] (Section)	68.3 (L400)
Race State	Finished



Pukekohe Park - Professional

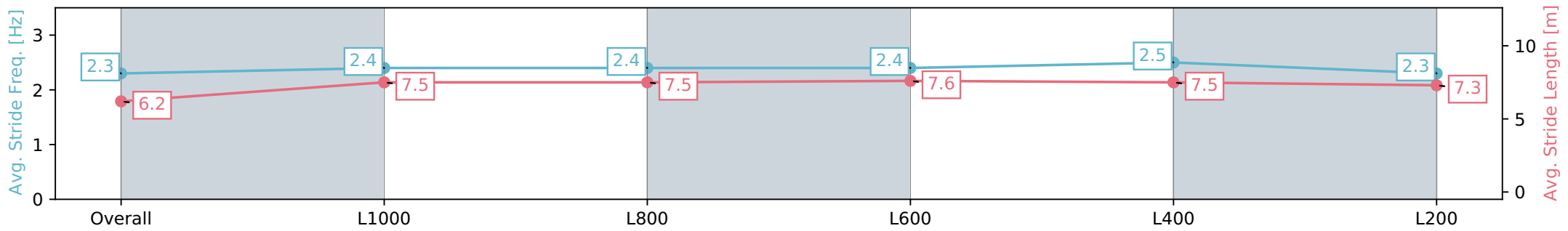
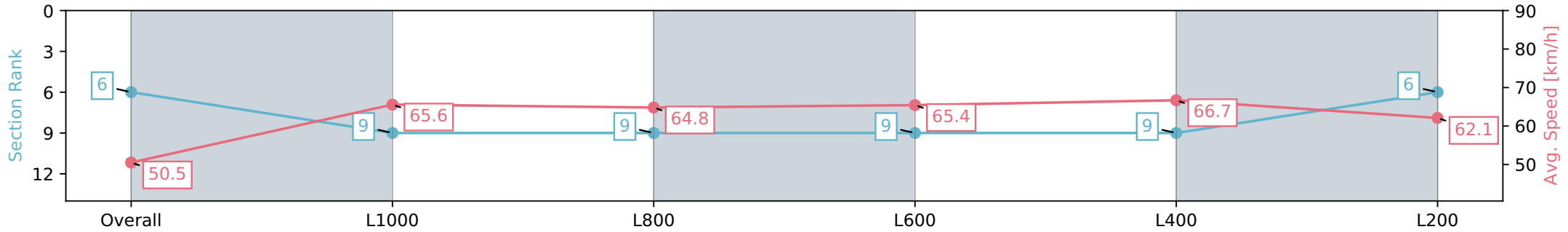
Race 2: TAB 1200 - 1200m

06 April 2024 - 1:07PM



Track Rating: Good 4, Weather: Fine, Rail Position: True

Section	Overall	L1000	L800	L600	L400	L200
Section Times	1:10.11 [6] (0:14.26)	0:55.85 [9] (0:11.07)	0:44.78 [9] (0:11.28)	0:33.49 [9] (0:11.14)	0:22.35 [9] (0:10.77)	0:11.58 [6] (0:11.57)
Average Speed [km/h]	50.5	65.6	64.8	65.4	66.7	62.1
Top Speed [km/h]	64.1	67.2	66.8	67.5	68.3	63.5
Avg. Dist. to Rail [m]	4.5	1.0	2.7	3.5	7.8	9.9
Avg. Stride Freq. [Hz]	2.3	2.4	2.4	2.4	2.5	2.3
Avg. Stride Length [m]	6.2	7.5	7.5	7.6	7.5	7.3



- [] Ranking at each section and finish
- :-:- No data available at this section
- NA No data available

Horse/Jockey Name	MONTANA BAY
Finish Rank	7
Fastest Section Time (Section)	0:10.94 (L1000)
Top Speed [km/h] (Section)	68.6 (Overall)
Race State	Finished



Pukekohe Park - Professional

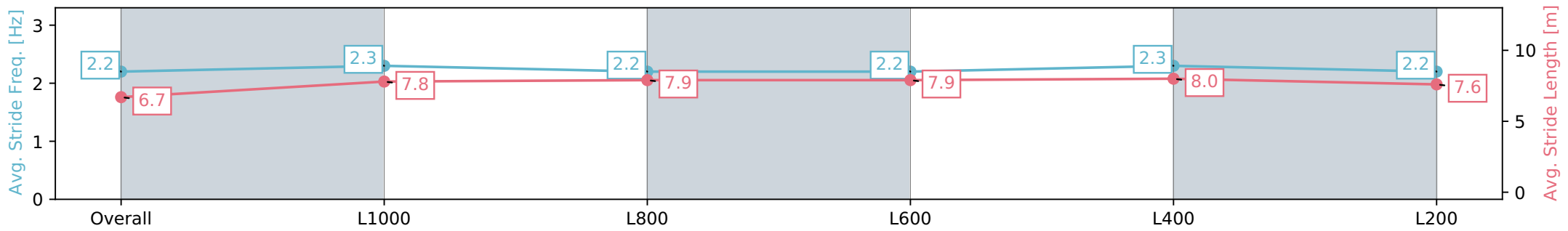
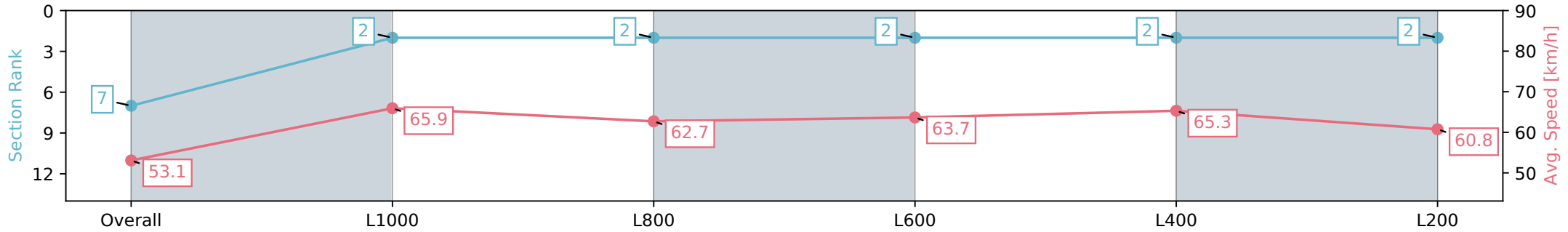
Race 2: TAB 1200 - 1200m

06 April 2024 - 1:07PM



Track Rating: Good 4, Weather: Fine, Rail Position: True

Section	Overall	L1000	L800	L600	L400	L200
Section Times	1:10.15 [7] (0:13.53)	0:56.62 [2] (0:10.94)	0:45.68 [2] (0:11.48)	0:34.20 [2] (0:11.34)	0:22.86 [2] (0:11.04)	0:11.82 [2] (0:11.82)
Average Speed [km/h]	53.1	65.9	62.7	63.7	65.3	60.8
Top Speed [km/h]	68.6	67.3	63.6	65.8	67.3	63.3
Avg. Dist. to Rail [m]	1.0	0.3	0.5	1.2	3.7	3.8
Avg. Stride Freq. [Hz]	2.2	2.3	2.2	2.2	2.3	2.2
Avg. Stride Length [m]	6.7	7.8	7.9	7.9	8.0	7.6



- [] Ranking at each section and finish
- :-:- No data available at this section
- NA No data available

Horse/Jockey Name	RAZIAH
Finish Rank	8
Fastest Section Time (Section)	0:11.00 (L400)
Top Speed [km/h] (Section)	67.2 (L400)
Race State	Finished



Pukekohe Park - Professional

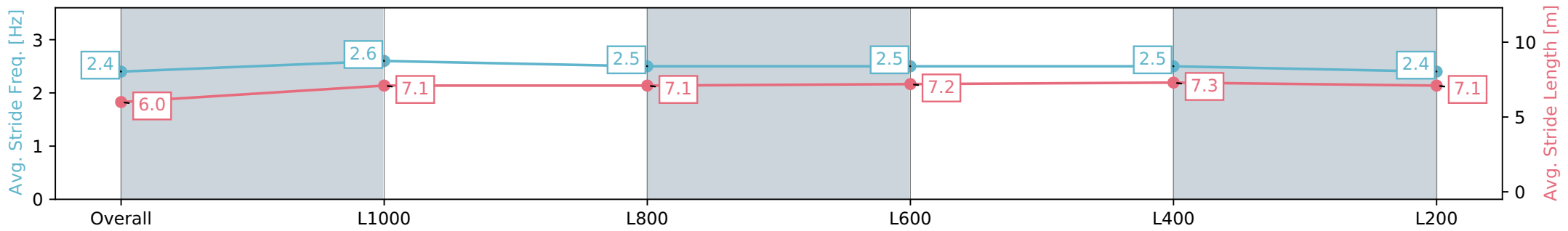
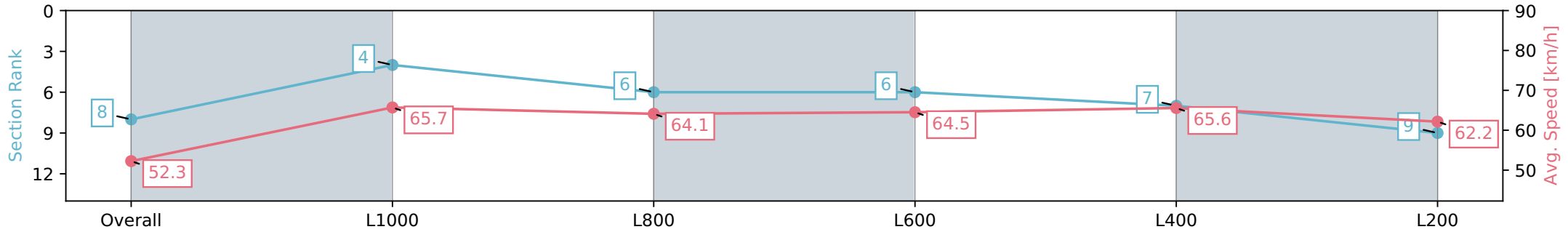
Race 2: TAB 1200 - 1200m

06 April 2024 - 1:07PM



Track Rating: Good 4, Weather: Fine, Rail Position: True

Section	Overall	L1000	L800	L600	L400	L200
Section Times	1:10.18 [8] (0:13.80)	0:56.38 [4] (0:11.03)	0:45.35 [6] (0:11.46)	0:33.89 [6] (0:11.32)	0:22.57 [7] (0:11.00)	0:11.57 [9] (0:11.56)
Average Speed [km/h]	52.3	65.7	64.1	64.5	65.6	62.2
Top Speed [km/h]	65.9	66.9	64.6	65.6	67.2	63.9
Avg. Dist. to Rail [m]	5.6	1.7	2.8	5.1	8.5	9.7
Avg. Stride Freq. [Hz]	2.4	2.6	2.5	2.5	2.5	2.4
Avg. Stride Length [m]	6.0	7.1	7.1	7.2	7.3	7.1



- [] Ranking at each section and finish
- :-:- No data available at this section
- NA No data available

Horse/Jockey Name	MAYA BAY
Finish Rank	9
Fastest Section Time (Section)	0:10.84 (L400)
Top Speed [km/h] (Section)	67.9 (L400)
Race State	Finished

AUCKLAND
THOROUGHBRED
RACING

Pukekohe Park - Professional

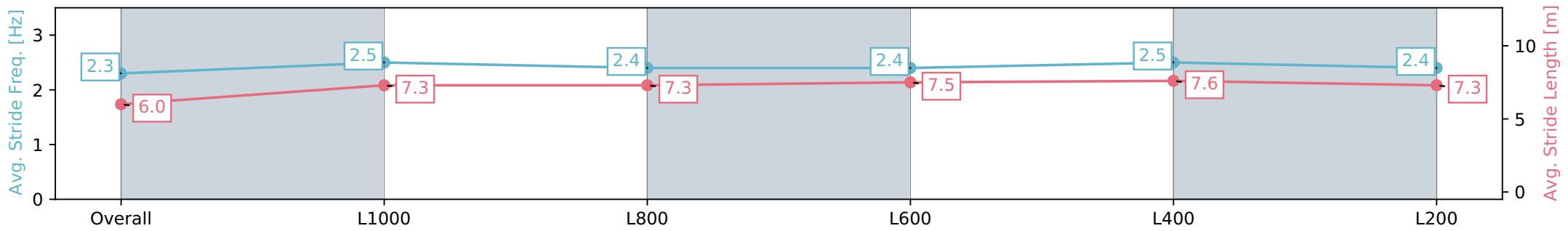
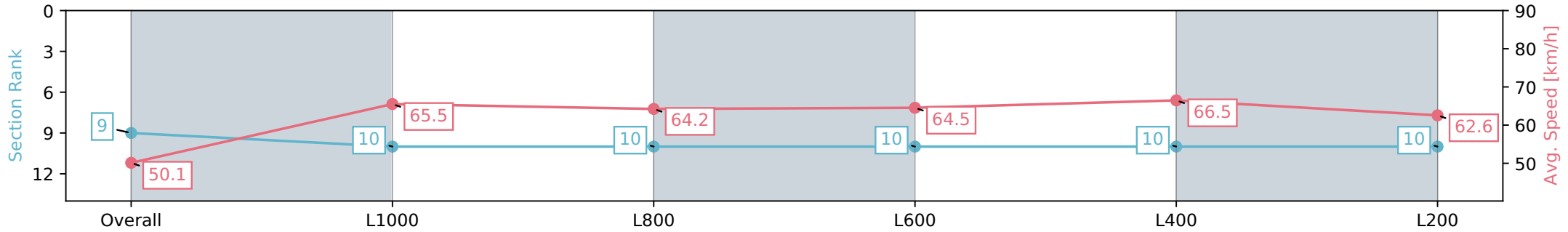
Race 2: TAB 1200 - 1200m

06 April 2024 - 1:07PM

PUKEKOHE
PARK

Track Rating: Good 4, Weather: Fine, Rail Position: True

Section	Overall	L1000	L800	L600	L400	L200
Section Times	1:10.24 [9] (0:14.43)	0:55.81 [10] (0:10.97)	0:44.84 [10] (0:11.25)	0:33.59 [10] (0:11.24)	0:22.35 [10] (0:10.84)	0:11.51 [10] (0:11.51)
Average Speed [km/h]	50.1	65.5	64.2	64.5	66.5	62.6
Top Speed [km/h]	64.8	66.4	66.8	67.5	67.9	65.4
Avg. Dist. to Rail [m]	6.8	0.5	0.6	1.5	2.7	5.1
Avg. Stride Freq. [Hz]	2.3	2.5	2.4	2.4	2.5	2.4
Avg. Stride Length [m]	6.0	7.3	7.3	7.5	7.6	7.3



- [] Ranking at each section and finish
- :-:- No data available at this section
- NA No data available

Horse/Jockey Name	THE VICTRESS
Finish Rank	10
Fastest Section Time (Section)	0:10.80 (L1000)
Top Speed [km/h] (Section)	68.3 (L1000)
Race State	Finished



Pukekohe Park - Professional

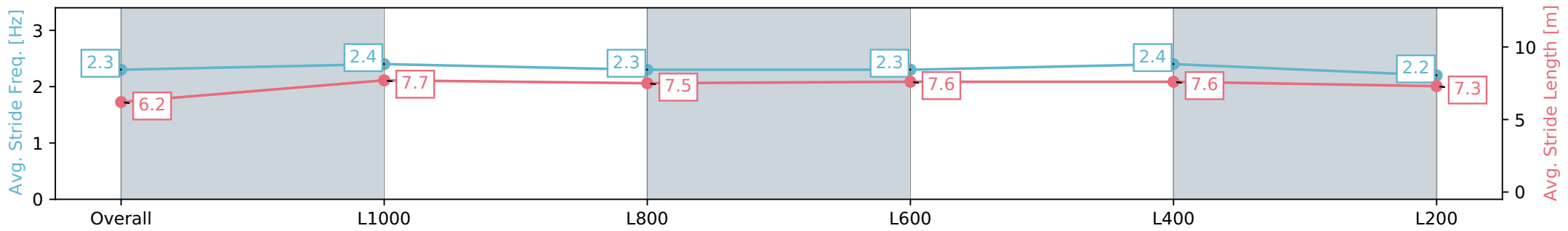
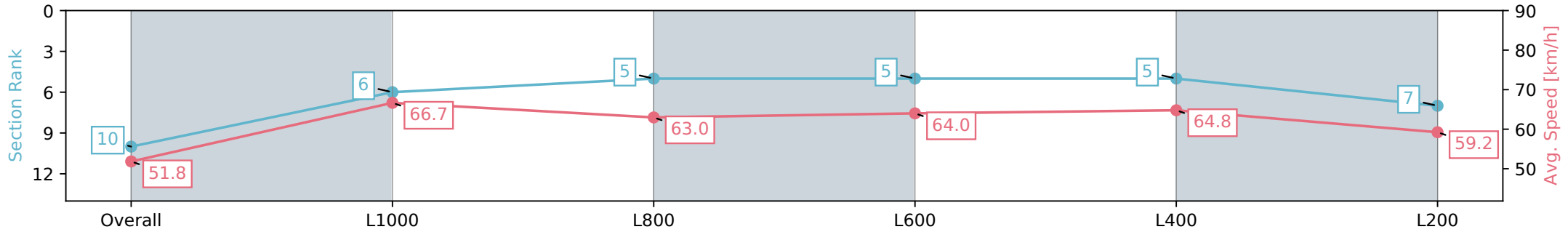
Race 2: TAB 1200 - 1200m

06 April 2024 - 1:07PM



Track Rating: Good 4, Weather: Fine, Rail Position: True

Section	Overall	L1000	L800	L600	L400	L200
Section Times	1:10.74 [10] (0:13.91)	0:56.83 [6] (0:10.80)	0:46.03 [5] (0:11.48)	0:34.55 [5] (0:11.28)	0:23.26 [5] (0:11.11)	0:12.15 [7] (0:12.15)
Average Speed [km/h]	51.8	66.7	63.0	64.0	64.8	59.2
Top Speed [km/h]	67.3	68.3	64.6	67.6	67.5	61.9
Avg. Dist. to Rail [m]	4.5	0.4	0.9	1.6	3.7	4.0
Avg. Stride Freq. [Hz]	2.3	2.4	2.3	2.3	2.4	2.2
Avg. Stride Length [m]	6.2	7.7	7.5	7.6	7.6	7.3



- [] Ranking at each section and finish
- :-:- No data available at this section
- NA No data available

Horse/Jockey Name	CHASING WARRIOR
Finish Rank	11
Fastest Section Time (Section)	0:10.71 (L1000)
Top Speed [km/h] (Section)	68.1 (L1000)
Race State	Finished



Pukekohe Park - Professional

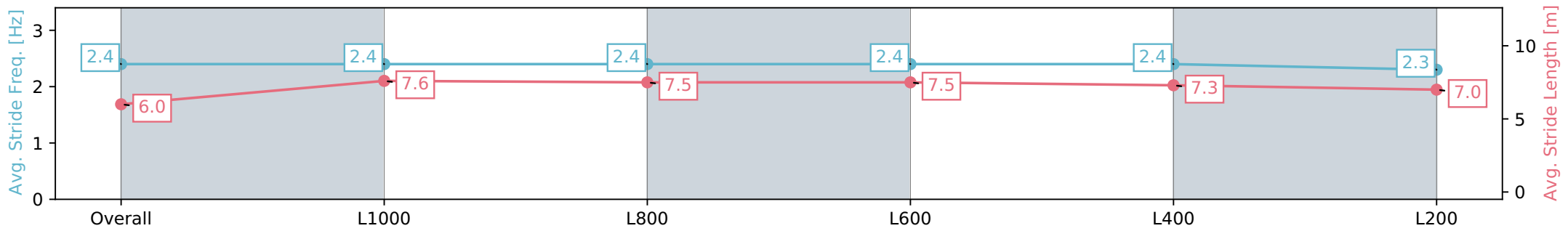
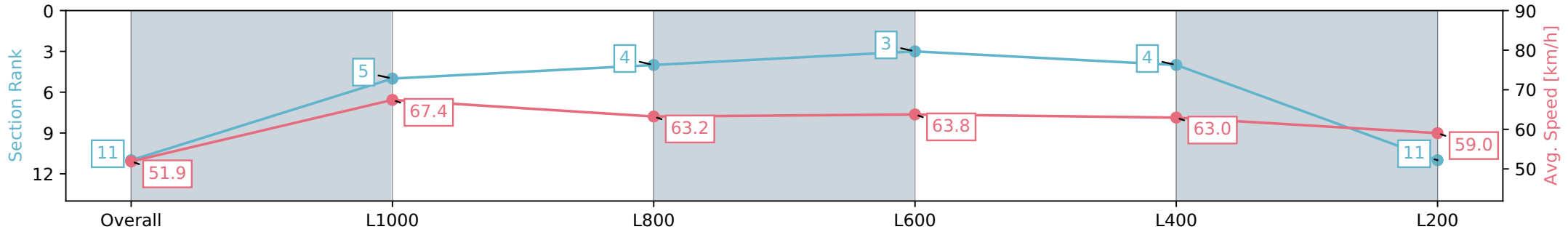
Race 2: TAB 1200 - 1200m

06 April 2024 - 1:07PM



Track Rating: Good 4, Weather: Fine, Rail Position: True

Section	Overall	L1000	L800	L600	L400	L200
Section Times	1:11.04 [11] (0:13.87)	0:57.17 [5] (0:10.71)	0:46.46 [4] (0:11.49)	0:34.97 [3] (0:11.38)	0:23.59 [4] (0:11.39)	0:12.20 [11] (0:12.20)
Average Speed [km/h]	51.9	67.4	63.2	63.8	63.0	59.0
Top Speed [km/h]	67.3	68.1	66.3	65.1	65.1	61.3
Avg. Dist. to Rail [m]	1.8	0.6	1.3	1.7	2.2	3.7
Avg. Stride Freq. [Hz]	2.4	2.4	2.4	2.4	2.4	2.3
Avg. Stride Length [m]	6.0	7.6	7.5	7.5	7.3	7.0



- [] Ranking at each section and finish
- :-:- No data available at this section
- NA No data available