

Track Rating: Good 4, Weather: Fine, Rail Position: +7m

Section								Overall	L1400	L1200	L1000	L800	L600		
Field Times								1:35.64	1:22.91	1:12.00	1:00.31	0:48.03	0:35.92		
								(0:12.73)	(0:10.91)	(0:11.69)	(0:12.28)	(0:12.11)	(0:12.29)		
Position	#	Horse/Jockey	Barrier	Top Speed [km/h]	Fastest Section	First 400m								Distance Travelled From Winner [m]	
1	2	ROEDERER	2	66.8	0:11.08	0:24.30	1:35.64	1:22.42 [7]	1:11.34 [7]	0:59.55 [7]	0:47.44 [7]	0:35.40 [6]			
		Michael McNab		1600-1400	1400-1200		(0:13.22)	(0:11.08)	(0:11.79)	(0:12.11)	(0:12.04)	(0:12.15)			
2	14	YOU KNOW	14	66.3	0:11.09	0:24.72	1:35.65	1:22.13 [11]	1:10.93 [12]	0:59.06 [12]	0:46.94 [12]	0:34.72 [12]		+15	
		Wiremu Pinn		400-200	400-200		(0:13.52)	(0:11.20)	(0:11.87)	(0:12.12)	(0:12.22)	(0:11.98)			
3	11	FINAL PURCHASE	11	67.4	0:10.95	0:24.02	1:35.71	1:22.64 [5]	1:11.69 [5]	0:59.90 [4]	0:47.74 [4]	0:35.67 [4]		+0	
		Per-Anders Graberg		1400-1200	1400-1200		(0:13.07)	(0:10.95)	(0:11.79)	(0:12.16)	(0:12.07)	(0:12.12)			
4	5	BURGUNDY IFF	5	68.1	0:10.91	0:23.73	1:35.86	1:23.04 [2]	1:12.13 [3]	1:00.36 [2]	0:48.21 [2]	0:35.97 [2]		+6	
		Samantha Spratt		1600-1400	1400-1200		(0:12.82)	(0:10.91)	(0:11.77)	(0:12.15)	(0:12.24)	(0:12.18)			
5	1	EXTORTION	1	66.5	0:11.10	0:24.26	1:35.87	1:22.71 [6]	1:11.61 [6]	0:59.90 [6]	0:47.75 [5]	0:35.69 [5]		+4	
		James Doyle		1400-1200	1400-1200		(0:13.16)	(0:11.10)	(0:11.71)	(0:12.15)	(0:12.06)	(0:12.21)			
6	9	ARROWETTE	9	69.5	0:11.02	0:23.89	1:36.06	1:23.19 [4]	1:12.17 [4]	1:00.23 [5]	0:47.91 [6]	0:35.65 [7]		+4	
		Warren Kennedy		1400-1200	1400-1200		(0:12.87)	(0:11.02)	(0:11.94)	(0:12.32)	(0:12.26)	(0:12.08)			
7	3	CIMARRON	3	68.0	0:11.03	0:24.55	1:36.12	1:22.60 [10]	1:11.57 [10]	0:59.82 [9]	0:47.65 [10]	0:35.46 [10]		+5	
		Darren Danis		1400-1200	1400-1200		(0:13.52)	(0:11.03)	(0:11.75)	(0:12.17)	(0:12.19)	(0:12.09)			
8	15	FINAL IMPACT	15	65.8	0:11.23	0:25.05	1:36.22	1:22.40 [14]	1:11.17 [13]	0:59.31 [13]	0:47.30 [13]	0:35.29 [13]		+2	
		Masahiro Hashizume		1400-1200	1400-1200		(0:13.82)	(0:11.23)	(0:11.86)	(0:12.01)	(0:12.01)	(0:12.04)			
9	4	BLISSFULL LADY	4	68.3	0:11.11	0:24.69	1:36.39	1:22.81 [12]	1:11.70 [11]	0:59.98 [11]	0:47.77 [11]	0:35.65 [11]		+0	
		Bill Jacobson		1400-1200	1400-1200		(0:13.57)	(0:11.11)	(0:11.72)	(0:12.21)	(0:12.12)	(0:12.09)			
10	6	HASSTOBEPERFECT	6	68.2	0:11.12	0:24.38	1:36.44	1:23.18 [8]	1:12.06 [8]	1:00.27 [8]	0:48.04 [9]	0:35.98 [8]		-2	
		Vincent Colgan		1400-1200	1400-1200		(0:13.26)	(0:11.12)	(0:11.79)	(0:12.23)	(0:12.06)	(0:12.16)			

Scratched: Lerado (#18), Hiwa (#19), Flat Stanley (#20)

Track Rating: Good 4, Weather: Fine, Rail Position: +7m

Section								Overall	L1400	L1200	L1000	L800	L600		
Field Times								1:35.64 (0:12.73)	1:22.91 (0:10.91)	1:12.00 (0:11.69)	1:00.31 (0:12.28)	0:48.03 (0:12.11)	0:35.92 (0:12.29)		
Position	#	Horse/Jockey	Barrier	Top Speed [km/h]	Fastest Section	First 400m								Distance Travelled From Winner [m]	
11	10	RANGER Ngakau Hailey	10	67.7 1600-1400	0:10.78 1400-1200	0:23.63	1:36.64 (0:12.85)	1:23.79 [3] (0:10.78)	1:13.01 [1] (0:11.69)	1:01.32 [1] (0:12.28)	0:49.03 [1] (0:12.10)	0:36.93 [1] (0:12.28)	-1		
12	13	PRINCESS ADDA Katie Hercocok	13	64.3 400-200	0:11.41 1400-1200	0:25.12	1:36.68 (0:13.71)	1:22.97 [13] (0:11.41)	1:11.56 [14] (0:11.86)	0:59.70 [14] (0:11.94)	0:47.76 [14] (0:12.21)	0:35.55 [14] (0:12.02)	+0		
13	12	ANISE Matthew Cameron	12	66.3 1400-1200	0:11.09 1400-1200	0:24.48	1:36.76 (0:13.39)	1:23.37 [9] (0:11.09)	1:12.28 [9] (0:11.84)	1:00.44 [10] (0:12.05)	0:48.39 [8] (0:12.13)	0:36.26 [9] (0:12.22)	+9		
14	8	SUN AND HEIR Craig Grylls	8	68.4 1600-1400	0:10.94 1400-1200	0:23.67	1:37.05 (0:12.73)	1:24.32 [1] (0:10.94)	1:13.38 [2] (0:11.94)	1:01.44 [3] (0:12.25)	0:49.19 [3] (0:12.12)	0:37.07 [3] (0:12.15)	-2		

Scratched: Lerado (#18), Hiwa (#19), Flat Stanley (#20)

Track Rating: Good 4, Weather: Fine, Rail Position: +7m

Section				L400	L200								
Field Times				0:23.63	0:12.16								
				(0:11.47)	(0:12.16)								
Position	#	Horse/Jockey	Barrier	Top Speed [km/h]	Fastest Section	First 400m			Margin				Distance Travelled From Winner [m]
1	2	ROEDERER	2	66.8	0:11.08	0:24.30	0:23.25 [6]	0:11.87 [3]	1:35.64				
		Michael McNab		1600-1400	1400-1200		(0:11.38)	(0:11.87)					
2	14	YOU KNOW	14	66.3	0:11.09	0:24.72	0:22.74 [12]	0:11.65 [8]	0.01L				+15
		Wiremu Pinn		400-200	400-200		(0:11.09)	(0:11.65)					
3	11	FINAL PURCHASE	11	67.4	0:10.95	0:24.02	0:23.55 [4]	0:12.02 [2]	0.06L				+0
		Per-Anders Graberg		1400-1200	1400-1200		(0:11.53)	(0:12.02)					
4	5	BURGUNDY IFF	5	68.1	0:10.91	0:23.73	0:23.79 [2]	0:12.39 [1]	0.15L				+6
		Samantha Spratt		1600-1400	1400-1200		(0:11.40)	(0:12.39)					
5	1	EXTORTION	1	66.5	0:11.10	0:24.26	0:23.48 [5]	0:12.02 [6]	0.01L				+4
		James Doyle		1400-1200	1400-1200		(0:11.46)	(0:12.02)					
6	9	ARROWETTE	9	69.5	0:11.02	0:23.89	0:23.57 [7]	0:12.23 [4]	0.19L				+4
		Warren Kennedy		1400-1200	1400-1200		(0:11.34)	(0:12.23)					
7	3	CIMARRON	3	68.0	0:11.03	0:24.55	0:23.37 [10]	0:12.06 [9]	0.06L				+5
		Darren Danis		1400-1200	1400-1200		(0:11.31)	(0:12.06)					
8	15	FINAL IMPACT	15	65.8	0:11.23	0:25.05	0:23.25 [13]	0:11.89 [13]	0.1L				+2
		Masahiro Hashizume		1400-1200	1400-1200		(0:11.36)	(0:11.89)					
9	4	BLISSFULL LADY	4	68.3	0:11.11	0:24.69	0:23.56 [11]	0:12.27 [11]	0.17L				+0
		Bill Jacobson		1400-1200	1400-1200		(0:11.28)	(0:12.27)					
10	6	HASSTOBEPERFECT	6	68.2	0:11.12	0:24.38	0:23.82 [8]	0:12.33 [10]	0.05L				-2
		Vincent Colgan		1400-1200	1400-1200		(0:11.49)	(0:12.33)					

Scratched: Lerado (#18), Hiwa (#19), Flat Stanley (#20)

Track Rating: Good 4, Weather: Fine, Rail Position: +7m

Section				L400	L200								
Field Times				0:23.63 (0:11.47)	0:12.16 (0:12.16)								
Position	#	Horse/Jockey	Barrier	Top Speed [km/h]	Fastest Section	First 400m			Margin				Distance Travelled From Winner [m]
11	10	RANGER Ngakau Hailey	10	67.7 1600-1400	0:10.78 1400-1200	0:23.63	0:24.64 [1] (0:11.92)	0:12.72 [7] (0:12.72)	0.2L				-1
12	13	PRINCESS ADDA Katie Hercock	13	64.3 400-200	0:11.41 1400-1200	0:25.12	0:23.53 [14] (0:11.41)	0:12.12 [14] (0:12.12)	0.04L				+0
13	12	ANISE Matthew Cameron	12	66.3 1400-1200	0:11.09 1400-1200	0:24.48	0:24.04 [9] (0:11.56)	0:12.47 [12] (0:12.47)	0.08L				+9
14	8	SUN AND HEIR Craig Grylls	8	68.4 1600-1400	0:10.94 1400-1200	0:23.67	0:24.92 [3] (0:11.70)	0:13.22 [5] (0:13.22)	0.29L				-2

Scratched: Lerado (#18), Hiwa (#19), Flat Stanley (#20)

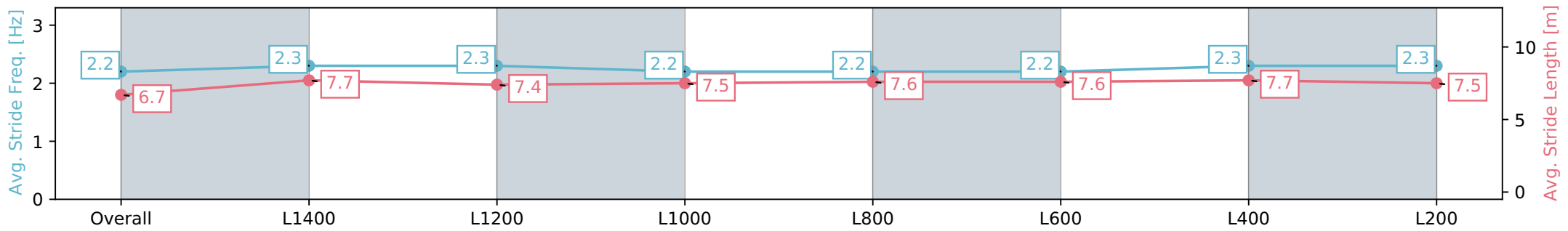
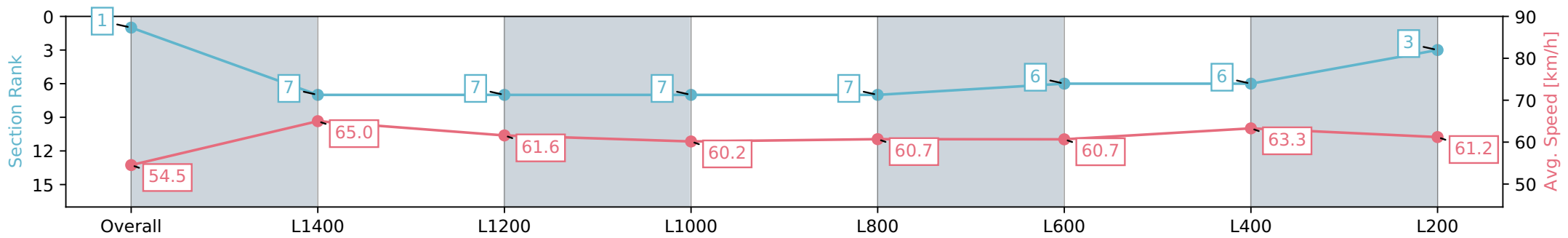
Horse/Jockey Name	ROEDERER
Finish Rank	1
Fastest Section Time (Section)	0:11.08 (L1400)
Top Speed [km/h] (Section)	66.8 (Overall)
Race State	Finished



Ellerslie NZ - Professional
 Race 8: SKYCITY HORIZON 1600 - 1600m
 30 March 2024 - 4:39PM
 Track Rating: Good 4, Weather: Fine, Rail Position: +7m



Section	Overall	L1400	L1200	L1000	L800	L600	L400	L200
Section Times	1:35.64 [1] (0:13.22)	1:22.42 [7] (0:11.08)	1:11.34 [7] (0:11.79)	0:59.55 [7] (0:12.11)	0:47.44 [7] (0:12.04)	0:35.40 [6] (0:12.15)	0:23.25 [6] (0:11.38)	0:11.87 [3] (0:11.87)
Average Speed [km/h]	54.5	65.0	61.6	60.2	60.7	60.7	63.3	61.2
Top Speed [km/h]	66.8	66.5	64.7	61.0	61.7	62.6	64.8	62.8
Avg. Dist. to Rail [m]	1.5	1.2	3.2	3.1	3.4	4.1	2.9	3.6
Avg. Stride Freq. [Hz]	2.2	2.3	2.3	2.2	2.2	2.2	2.3	2.3
Avg. Stride Length [m]	6.7	7.7	7.4	7.5	7.6	7.6	7.7	7.5



- [] Ranking at each section and finish
- :-:- No data available at this section
- NA No data available

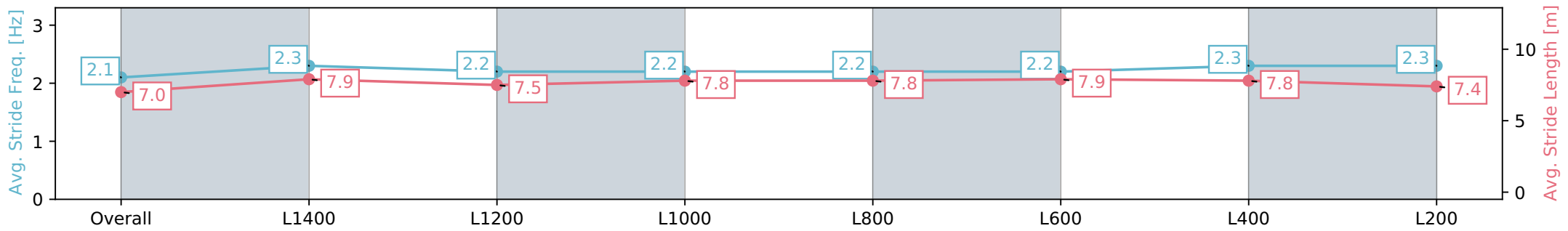
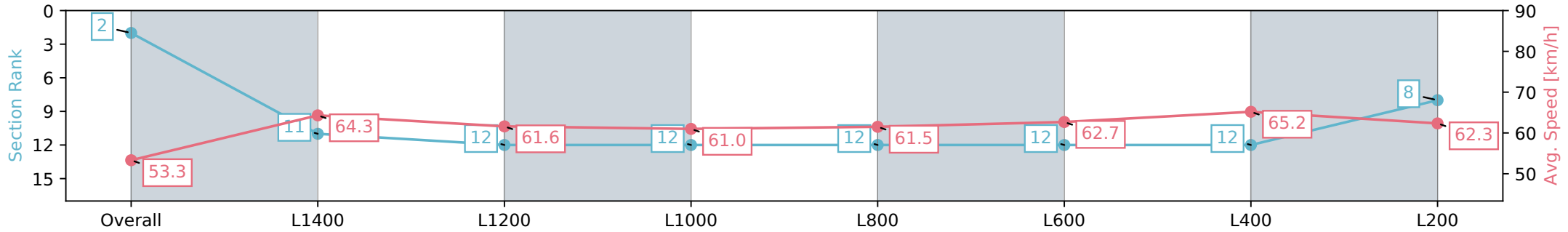
Horse/Jockey Name	YOU KNOW
Finish Rank	2
Fastest Section Time (Section)	0:11.09 (L400)
Top Speed [km/h] (Section)	66.3 (L400)
Race State	Finished



Ellerslie NZ - Professional
 Race 8: SKYCITY HORIZON 1600 - 1600m
 30 March 2024 - 4:39PM
 Track Rating: Good 4, Weather: Fine, Rail Position: +7m



Section	Overall	L1400	L1200	L1000	L800	L600	L400	L200
Section Times	1:35.65 [2] (0:13.52)	1:22.13 [11] (0:11.20)	1:10.93 [12] (0:11.87)	0:59.06 [12] (0:12.12)	0:46.94 [12] (0:12.22)	0:34.72 [12] (0:11.98)	0:22.74 [12] (0:11.09)	0:11.65 [8] (0:11.65)
Average Speed [km/h]	53.3	64.3	61.6	61.0	61.5	62.7	65.2	62.3
Top Speed [km/h]	65.4	65.9	62.2	62.4	62.9	64.8	66.3	64.0
Avg. Dist. to Rail [m]	10.0	2.6	5.2	7.5	8.8	7.9	9.1	8.5
Avg. Stride Freq. [Hz]	2.1	2.3	2.2	2.2	2.2	2.2	2.3	2.3
Avg. Stride Length [m]	7.0	7.9	7.5	7.8	7.8	7.9	7.8	7.4



- [] Ranking at each section and finish
- :-:- No data available at this section
- NA No data available

Horse/Jockey Name	FINAL PURCHASE
Finish Rank	3
Fastest Section Time (Section)	0:10.95 (L1400)
Top Speed [km/h] (Section)	67.4 (L1400)
Race State	Finished



Ellerslie NZ - Professional

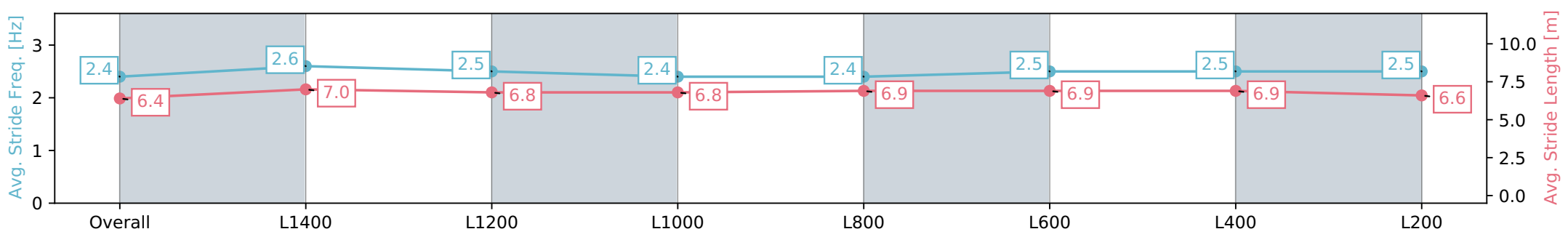
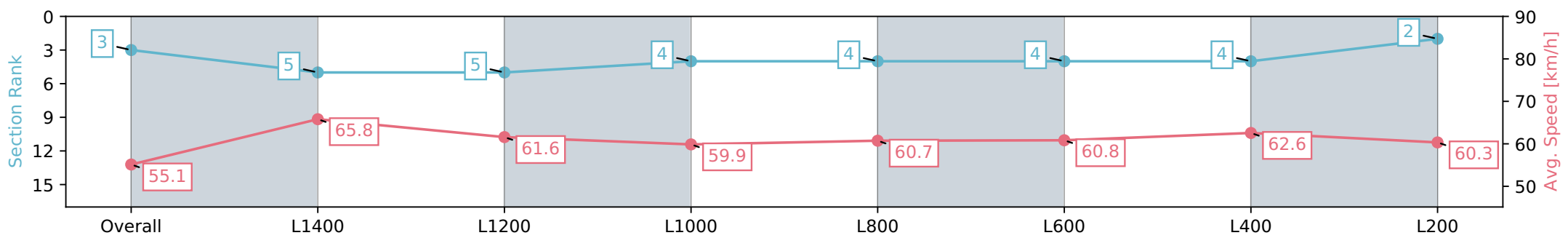
Race 8: SKYCITY HORIZON 1600 - 1600m

30 March 2024 - 4:39PM



Track Rating: Good 4, Weather: Fine, Rail Position: +7m

Section	Overall	L1400	L1200	L1000	L800	L600	L400	L200
Section Times	1:35.71 [3] (0:13.07)	1:22.64 [5] (0:10.95)	1:11.69 [5] (0:11.79)	0:59.90 [4] (0:12.16)	0:47.74 [4] (0:12.07)	0:35.67 [4] (0:12.12)	0:23.55 [4] (0:11.53)	0:12.02 [2] (0:12.02)
Average Speed [km/h]	55.1	65.8	61.6	59.9	60.7	60.8	62.6	60.3
Top Speed [km/h]	67.3	67.4	64.8	60.5	61.7	62.0	63.0	61.6
Avg. Dist. to Rail [m]	4.9	2.4	3.2	3.3	3.6	4.1	4.1	4.2
Avg. Stride Freq. [Hz]	2.4	2.6	2.5	2.4	2.4	2.5	2.5	2.5
Avg. Stride Length [m]	6.4	7.0	6.8	6.8	6.9	6.9	6.9	6.6



- [] Ranking at each section and finish
- :-:- No data available at this section
- NA No data available

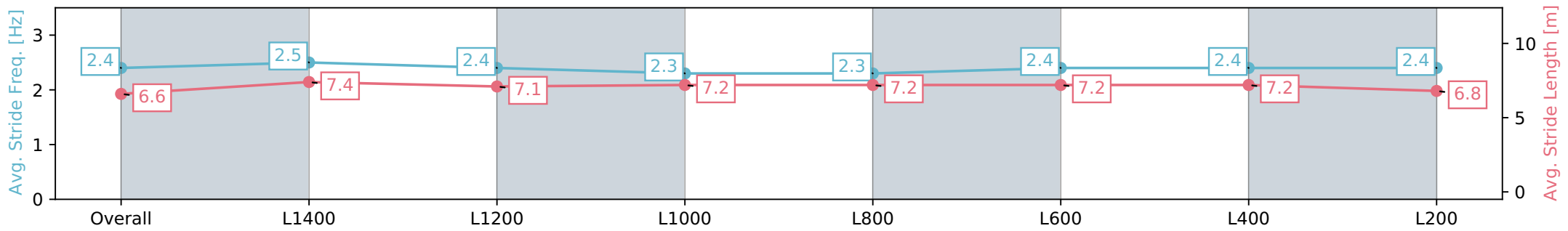
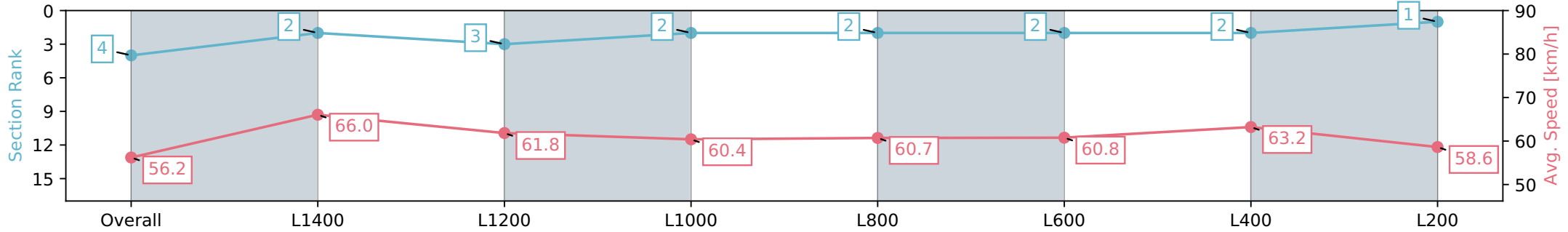
Horse/Jockey Name	BURGUNDY IFF
Finish Rank	4
Fastest Section Time (Section)	0:10.91 (L1400)
Top Speed [km/h] (Section)	68.1 (Overall)
Race State	Finished



Ellerslie NZ - Professional
 Race 8: SKYCITY HORIZON 1600 - 1600m
 30 March 2024 - 4:39PM
 Track Rating: Good 4, Weather: Fine, Rail Position: +7m



Section	Overall	L1400	L1200	L1000	L800	L600	L400	L200
Section Times	1:35.86 [4] (0:12.82)	1:23.04 [2] (0:10.91)	1:12.13 [3] (0:11.77)	1:00.36 [2] (0:12.15)	0:48.21 [2] (0:12.24)	0:35.97 [2] (0:12.18)	0:23.79 [2] (0:11.40)	0:12.39 [1] (0:12.39)
Average Speed [km/h]	56.2	66.0	61.8	60.4	60.7	60.8	63.2	58.6
Top Speed [km/h]	68.1	67.6	65.2	61.4	61.6	62.7	64.3	61.8
Avg. Dist. to Rail [m]	4.1	2.4	4.0	5.1	6.6	5.0	2.3	1.2
Avg. Stride Freq. [Hz]	2.4	2.5	2.4	2.3	2.3	2.4	2.4	2.4
Avg. Stride Length [m]	6.6	7.4	7.1	7.2	7.2	7.2	7.2	6.8



- [] Ranking at each section and finish
- :-:- No data available at this section
- NA No data available

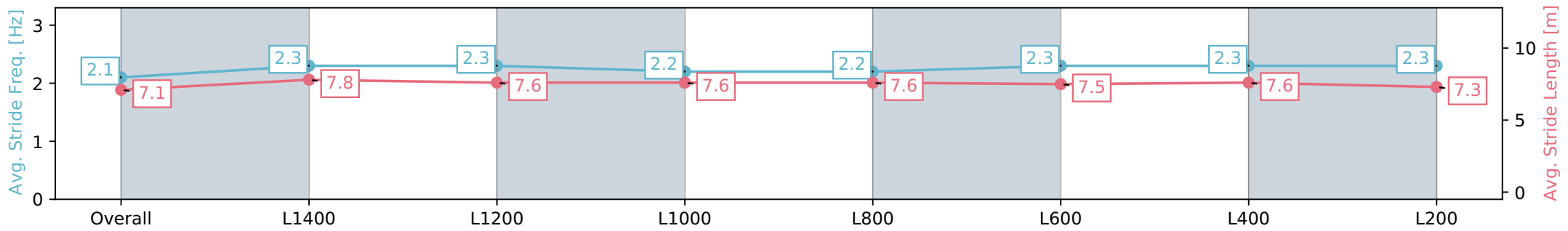
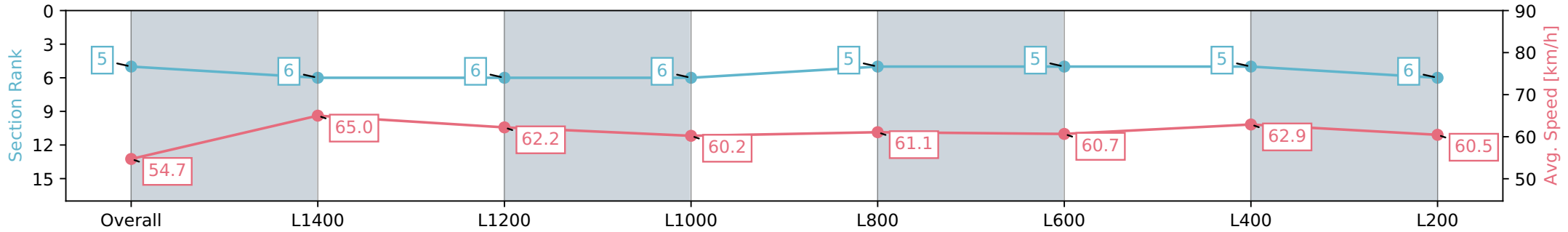
Horse/Jockey Name	EXTORTION
Finish Rank	5
Fastest Section Time (Section)	0:11.10 (L1400)
Top Speed [km/h] (Section)	66.5 (L1400)
Race State	Finished



Ellerslie NZ - Professional
 Race 8: SKYCITY HORIZON 1600 - 1600m
 30 March 2024 - 4:39PM
 Track Rating: Good 4, Weather: Fine, Rail Position: +7m



Section	Overall	L1400	L1200	L1000	L800	L600	L400	L200
Section Times	1:35.87 [5] (0:13.16)	1:22.71 [6] (0:11.10)	1:11.61 [6] (0:11.71)	0:59.90 [6] (0:12.15)	0:47.75 [5] (0:12.06)	0:35.69 [5] (0:12.21)	0:23.48 [5] (0:11.46)	0:12.02 [6] (0:12.02)
Average Speed [km/h]	54.7	65.0	62.2	60.2	61.1	60.7	62.9	60.5
Top Speed [km/h]	64.8	66.5	65.7	61.3	61.7	61.9	63.3	62.4
Avg. Dist. to Rail [m]	7.2	2.5	4.3	4.5	4.9	5.0	5.3	6.3
Avg. Stride Freq. [Hz]	2.1	2.3	2.3	2.2	2.2	2.3	2.3	2.3
Avg. Stride Length [m]	7.1	7.8	7.6	7.6	7.6	7.5	7.6	7.3



- [] Ranking at each section and finish
- :-:- No data available at this section
- NA No data available

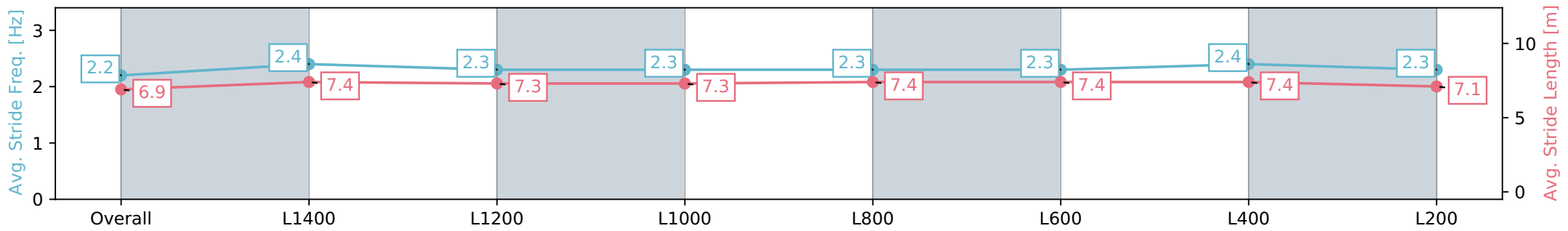
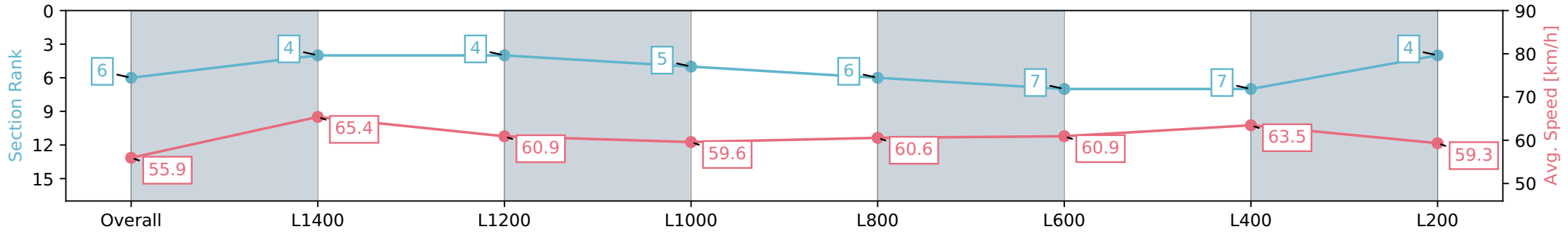
Horse/Jockey Name	ARROWETTE
Finish Rank	6
Fastest Section Time (Section)	0:11.02 (L1400)
Top Speed [km/h] (Section)	69.5 (L1400)
Race State	Finished



Ellerslie NZ - Professional
 Race 8: SKYCITY HORIZON 1600 - 1600m
 30 March 2024 - 4:39PM
 Track Rating: Good 4, Weather: Fine, Rail Position: +7m



Section	Overall	L1400	L1200	L1000	L800	L600	L400	L200
Section Times	1:36.06 [6] (0:12.87)	1:23.19 [4] (0:11.02)	1:12.17 [4] (0:11.94)	1:00.23 [5] (0:12.32)	0:47.91 [6] (0:12.26)	0:35.65 [7] (0:12.08)	0:23.57 [7] (0:11.34)	0:12.23 [4] (0:12.23)
Average Speed [km/h]	55.9	65.4	60.9	59.6	60.6	60.9	63.5	59.3
Top Speed [km/h]	69.5	69.5	64.6	60.4	61.9	63.9	64.1	62.5
Avg. Dist. to Rail [m]	2.4	2.4	4.1	4.9	6.6	3.9	0.3	0.5
Avg. Stride Freq. [Hz]	2.2	2.4	2.3	2.3	2.3	2.3	2.4	2.3
Avg. Stride Length [m]	6.9	7.4	7.3	7.3	7.4	7.4	7.4	7.1



- [] Ranking at each section and finish
- :-:- No data available at this section
- NA No data available

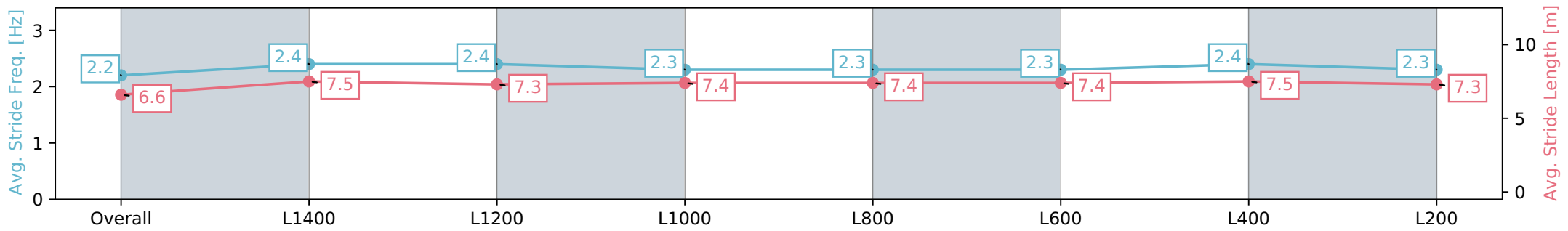
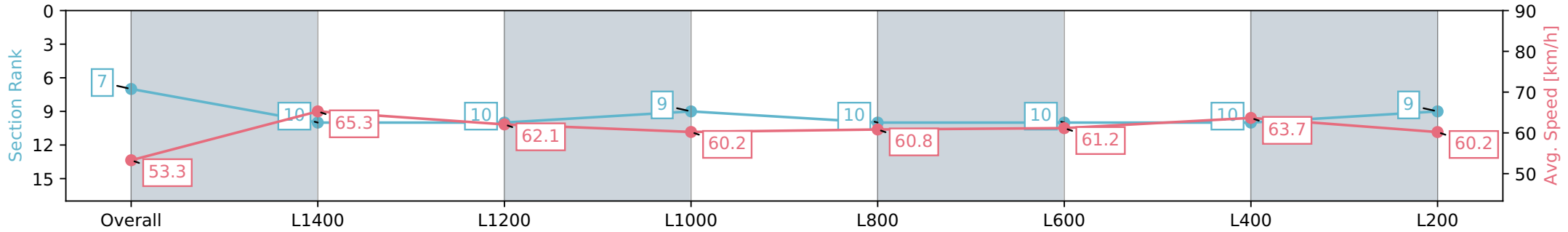
Horse/Jockey Name	CIMARRON
Finish Rank	7
Fastest Section Time (Section)	0:11.03 (L1400)
Top Speed [km/h] (Section)	68.0 (L1400)
Race State	Finished



Ellerslie NZ - Professional
 Race 8: SKYCITY HORIZON 1600 - 1600m
 30 March 2024 - 4:39PM
 Track Rating: Good 4, Weather: Fine, Rail Position: +7m



Section	Overall	L1400	L1200	L1000	L800	L600	L400	L200
Section Times	1:36.12 [7] (0:13.52)	1:22.60 [10] (0:11.03)	1:11.57 [10] (0:11.75)	0:59.82 [9] (0:12.17)	0:47.65 [10] (0:12.19)	0:35.46 [10] (0:12.09)	0:23.37 [10] (0:11.31)	0:12.06 [9] (0:12.06)
Average Speed [km/h]	53.3	65.3	62.1	60.2	60.8	61.2	63.7	60.2
Top Speed [km/h]	67.8	68.0	63.5	62.2	61.5	63.0	64.3	63.1
Avg. Dist. to Rail [m]	7.5	2.3	4.2	5.1	5.8	4.9	2.8	3.7
Avg. Stride Freq. [Hz]	2.2	2.4	2.4	2.3	2.3	2.3	2.4	2.3
Avg. Stride Length [m]	6.6	7.5	7.3	7.4	7.4	7.4	7.5	7.3



- [] Ranking at each section and finish
- :-:- No data available at this section
- NA No data available

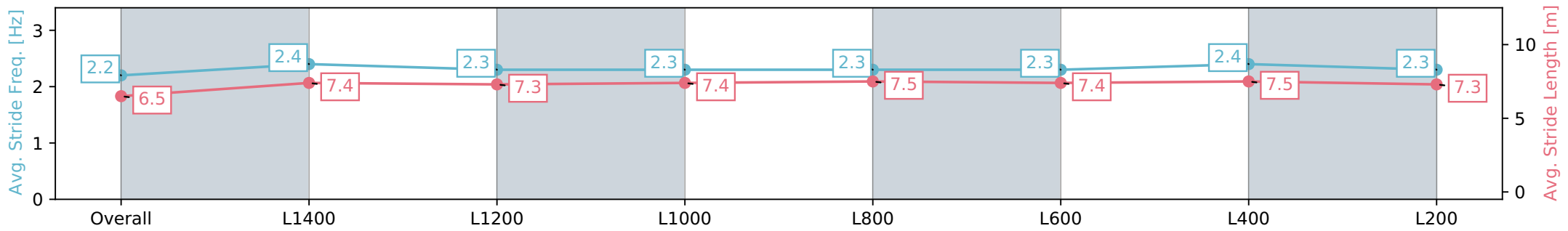
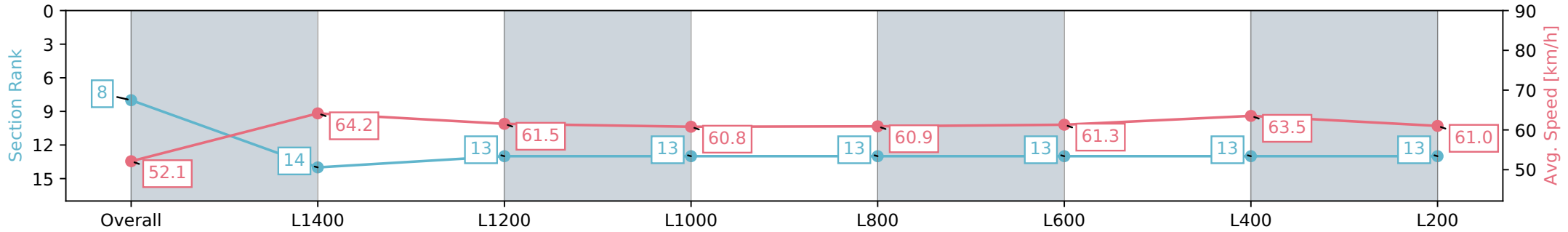
Horse/Jockey Name	FINAL IMPACT
Finish Rank	8
Fastest Section Time (Section)	0:11.23 (L1400)
Top Speed [km/h] (Section)	65.8 (L1400)
Race State	Finished



Ellerslie NZ - Professional
 Race 8: SKYCITY HORIZON 1600 - 1600m
 30 March 2024 - 4:39PM
 Track Rating: Good 4, Weather: Fine, Rail Position: +7m



Section	Overall	L1400	L1200	L1000	L800	L600	L400	L200
Section Times	1:36.22 [8] (0:13.82)	1:22.40 [14] (0:11.23)	1:11.17 [13] (0:11.86)	0:59.31 [13] (0:12.01)	0:47.30 [13] (0:12.01)	0:35.29 [13] (0:12.04)	0:23.25 [13] (0:11.36)	0:11.89 [13] (0:11.89)
Average Speed [km/h]	52.1	64.2	61.5	60.8	60.9	61.3	63.5	61.0
Top Speed [km/h]	65.1	65.8	62.3	61.6	61.8	62.4	64.2	63.1
Avg. Dist. to Rail [m]	9.9	3.0	4.1	4.1	3.4	4.3	5.6	6.6
Avg. Stride Freq. [Hz]	2.2	2.4	2.3	2.3	2.3	2.3	2.4	2.3
Avg. Stride Length [m]	6.5	7.4	7.3	7.4	7.5	7.4	7.5	7.3



- [] Ranking at each section and finish
- :-:- No data available at this section
- NA No data available

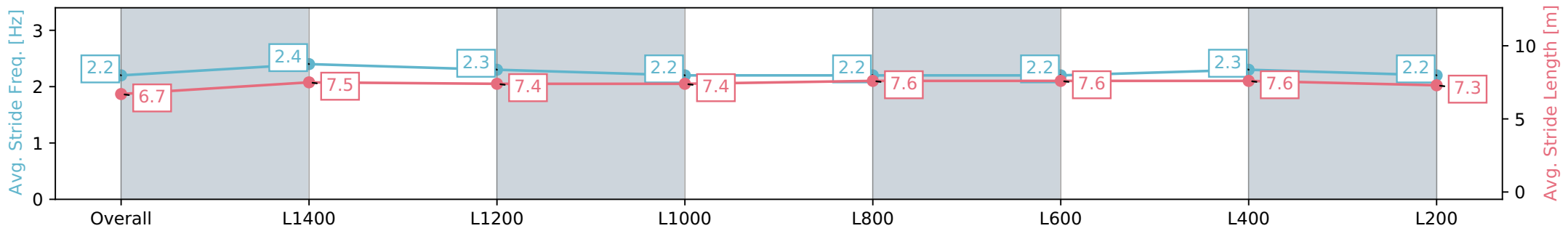
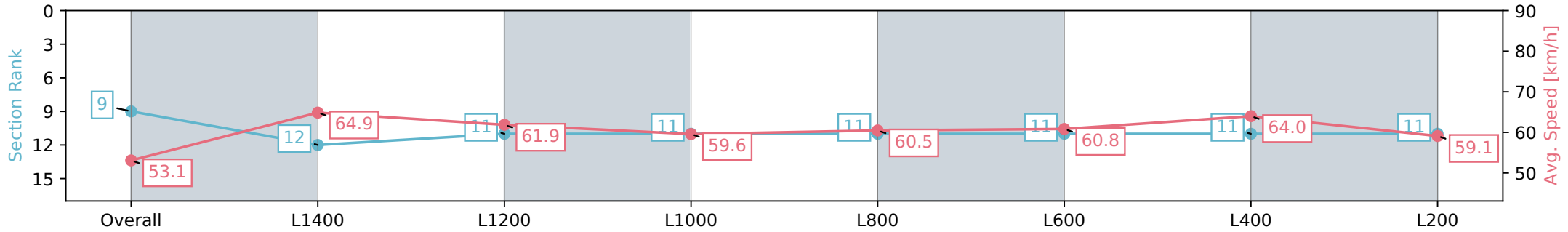
Horse/Jockey Name	BLISSFULL LADY
Finish Rank	9
Fastest Section Time (Section)	0:11.11 (L1400)
Top Speed [km/h] (Section)	68.3 (L1400)
Race State	Finished



Ellerslie NZ - Professional
 Race 8: SKYCITY HORIZON 1600 - 1600m
 30 March 2024 - 4:39PM
 Track Rating: Good 4, Weather: Fine, Rail Position: +7m



Section	Overall	L1400	L1200	L1000	L800	L600	L400	L200
Section Times	1:36.39 [9] (0:13.57)	1:22.81 [12] (0:11.11)	1:11.70 [11] (0:11.72)	0:59.98 [11] (0:12.21)	0:47.77 [11] (0:12.12)	0:35.65 [11] (0:12.09)	0:23.56 [11] (0:11.28)	0:12.27 [11] (0:12.27)
Average Speed [km/h]	53.1	64.9	61.9	59.6	60.5	60.8	64.0	59.1
Top Speed [km/h]	68.2	68.3	64.0	61.1	61.4	62.5	65.8	62.2
Avg. Dist. to Rail [m]	1.0	0.5	2.3	3.1	3.8	3.9	2.9	3.0
Avg. Stride Freq. [Hz]	2.2	2.4	2.3	2.2	2.2	2.2	2.3	2.2
Avg. Stride Length [m]	6.7	7.5	7.4	7.4	7.6	7.6	7.6	7.3



- [] Ranking at each section and finish
- :-:- No data available at this section
- NA No data available

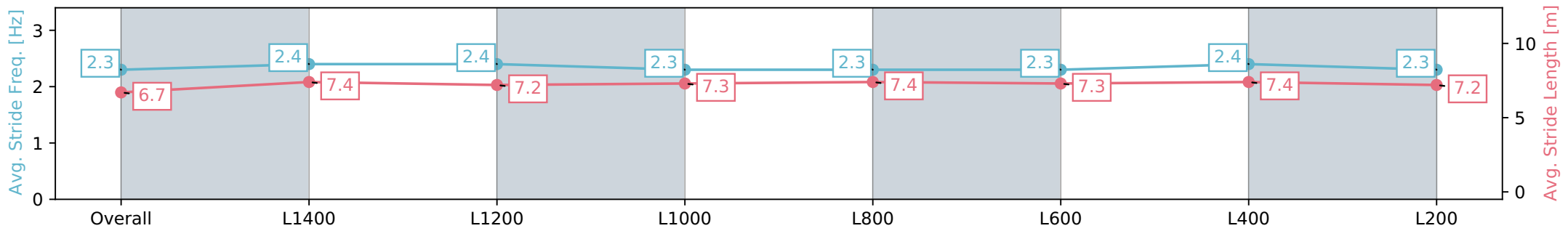
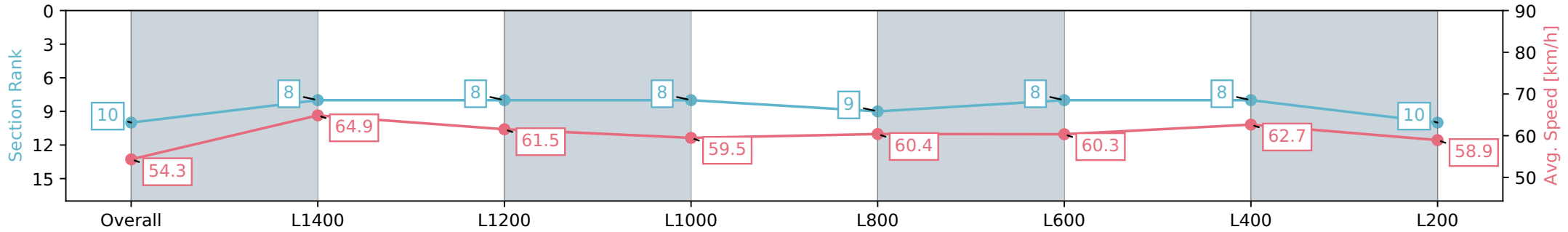
Horse/Jockey Name	HASSTOBEPERFECT
Finish Rank	10
Fastest Section Time (Section)	0:11.12 (L1400)
Top Speed [km/h] (Section)	68.2 (L1400)
Race State	Finished



Ellerslie NZ - Professional
 Race 8: SKYCITY HORIZON 1600 - 1600m
 30 March 2024 - 4:39PM
 Track Rating: Good 4, Weather: Fine, Rail Position: +7m



Section	Overall	L1400	L1200	L1000	L800	L600	L400	L200
Section Times	1:36.44 [10] (0:13.26)	1:23.18 [8] (0:11.12)	1:12.06 [8] (0:11.79)	1:00.27 [8] (0:12.23)	0:48.04 [9] (0:12.06)	0:35.98 [8] (0:12.16)	0:23.82 [8] (0:11.49)	0:12.33 [10] (0:12.33)
Average Speed [km/h]	54.3	64.9	61.5	59.5	60.4	60.3	62.7	58.9
Top Speed [km/h]	68.1	68.2	64.0	60.2	61.2	62.3	63.7	61.5
Avg. Dist. to Rail [m]	0.9	1.1	2.9	2.8	2.8	3.1	3.7	4.5
Avg. Stride Freq. [Hz]	2.3	2.4	2.4	2.3	2.3	2.3	2.4	2.3
Avg. Stride Length [m]	6.7	7.4	7.2	7.3	7.4	7.3	7.4	7.2



- [] Ranking at each section and finish
- :-:- No data available at this section
- NA No data available

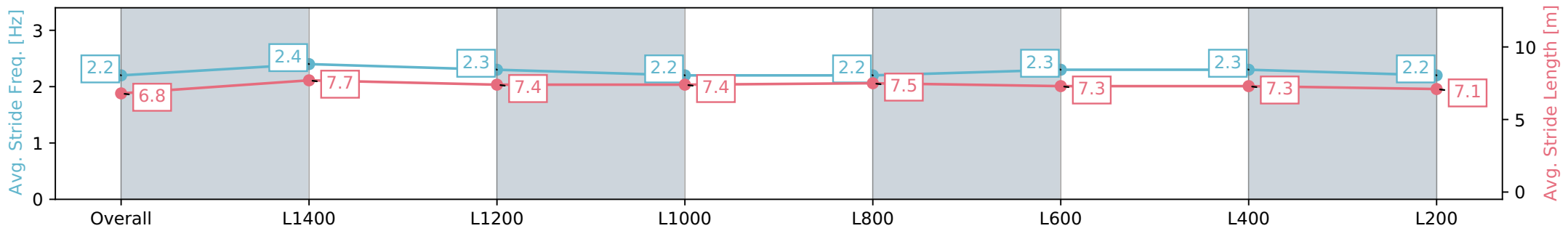
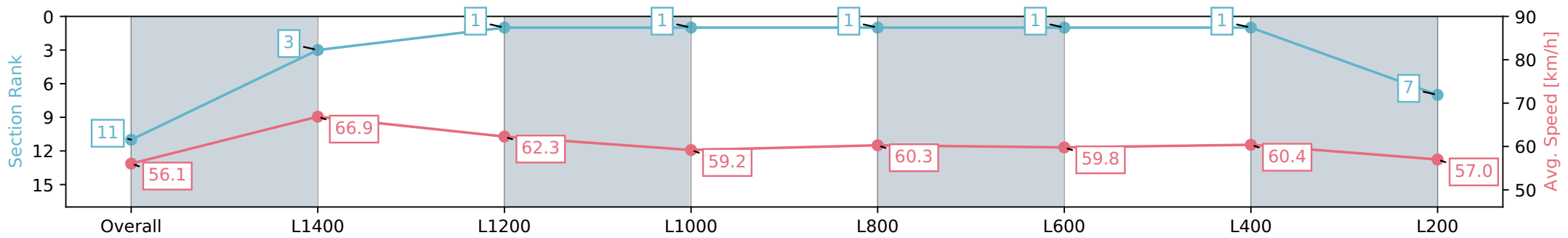
Horse/Jockey Name	RANGER
Finish Rank	11
Fastest Section Time (Section)	0:10.78 (L1400)
Top Speed [km/h] (Section)	67.7 (Overall)
Race State	Finished



Ellerslie NZ - Professional
 Race 8: SKYCITY HORIZON 1600 - 1600m
 30 March 2024 - 4:39PM
 Track Rating: Good 4, Weather: Fine, Rail Position: +7m



Section	Overall	L1400	L1200	L1000	L800	L600	L400	L200
Section Times	1:36.64 [11] (0:12.85)	1:23.79 [3] (0:10.78)	1:13.01 [1] (0:11.69)	1:01.32 [1] (0:12.28)	0:49.03 [1] (0:12.10)	0:36.93 [1] (0:12.28)	0:24.64 [1] (0:11.92)	0:12.72 [7] (0:12.72)
Average Speed [km/h]	56.1	66.9	62.3	59.2	60.3	59.8	60.4	57.0
Top Speed [km/h]	67.7	67.6	66.7	60.2	61.0	60.3	61.5	59.3
Avg. Dist. to Rail [m]	5.8	3.7	4.1	2.6	3.0	3.3	2.5	2.4
Avg. Stride Freq. [Hz]	2.2	2.4	2.3	2.2	2.2	2.3	2.3	2.2
Avg. Stride Length [m]	6.8	7.7	7.4	7.4	7.5	7.3	7.3	7.1



- [] Ranking at each section and finish
- :-:- No data available at this section
- NA No data available

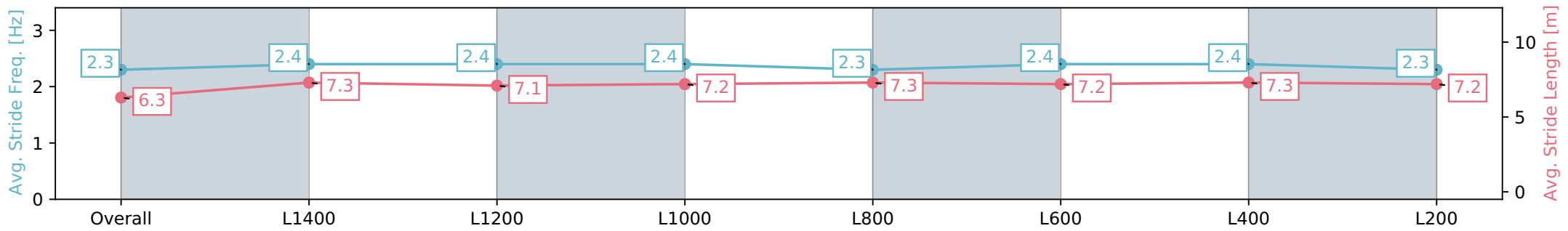
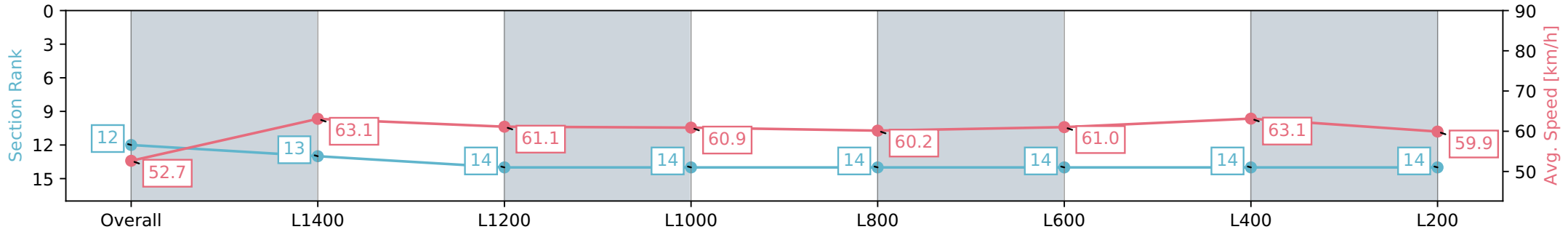
Horse/Jockey Name	PRINCESS ADDA
Finish Rank	12
Fastest Section Time (Section)	0:11.41 (L1400)
Top Speed [km/h] (Section)	64.3 (L400)
Race State	Finished



Ellerslie NZ - Professional
 Race 8: SKYCITY HORIZON 1600 - 1600m
 30 March 2024 - 4:39PM
 Track Rating: Good 4, Weather: Fine, Rail Position: +7m



Section	Overall	L1400	L1200	L1000	L800	L600	L400	L200
Section Times	1:36.68 [12] (0:13.71)	1:22.97 [13] (0:11.41)	1:11.56 [14] (0:11.86)	0:59.70 [14] (0:11.94)	0:47.76 [14] (0:12.21)	0:35.55 [14] (0:12.02)	0:23.53 [14] (0:11.41)	0:12.12 [14] (0:12.12)
Average Speed [km/h]	52.7	63.1	61.1	60.9	60.2	61.0	63.1	59.9
Top Speed [km/h]	63.9	64.1	62.8	61.7	61.4	63.8	64.3	62.3
Avg. Dist. to Rail [m]	7.6	1.5	2.6	2.7	3.7	3.6	0.7	0.9
Avg. Stride Freq. [Hz]	2.3	2.4	2.4	2.4	2.3	2.4	2.4	2.3
Avg. Stride Length [m]	6.3	7.3	7.1	7.2	7.3	7.2	7.3	7.2



- [] Ranking at each section and finish
- :-:- No data available at this section
- NA No data available

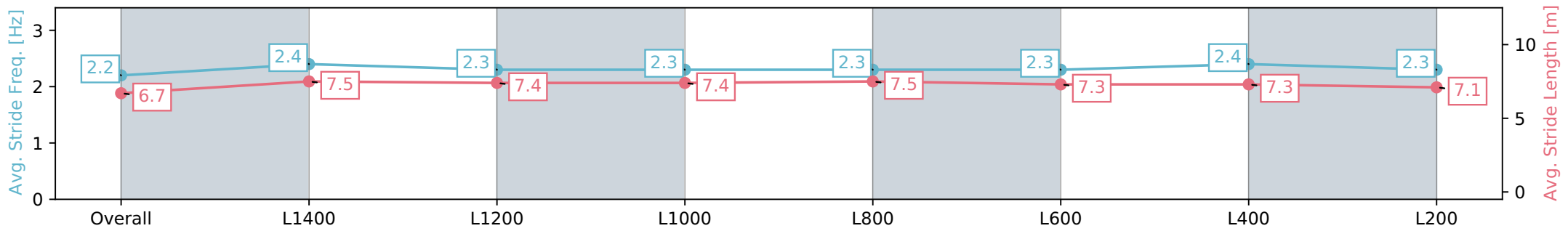
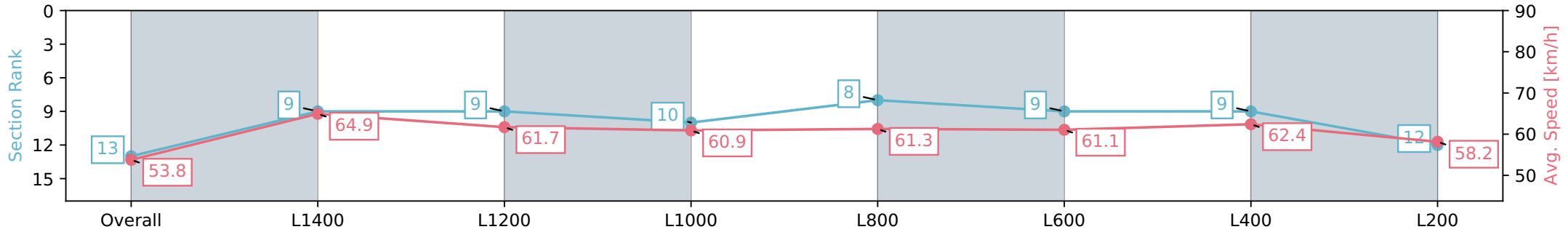
Horse/Jockey Name	ANISE
Finish Rank	13
Fastest Section Time (Section)	0:11.09 (L1400)
Top Speed [km/h] (Section)	66.3 (L1400)
Race State	Finished



Ellerslie NZ - Professional
 Race 8: SKYCITY HORIZON 1600 - 1600m
 30 March 2024 - 4:39PM
 Track Rating: Good 4, Weather: Fine, Rail Position: +7m



Section	Overall	L1400	L1200	L1000	L800	L600	L400	L200
Section Times	1:36.76 [13] (0:13.39)	1:23.37 [9] (0:11.09)	1:12.28 [9] (0:11.84)	1:00.44 [10] (0:12.05)	0:48.39 [8] (0:12.13)	0:36.26 [9] (0:12.22)	0:24.04 [9] (0:11.56)	0:12.47 [12] (0:12.47)
Average Speed [km/h]	53.8	64.9	61.7	60.9	61.3	61.1	62.4	58.2
Top Speed [km/h]	64.5	66.3	64.1	62.3	62.4	63.2	63.8	60.9
Avg. Dist. to Rail [m]	7.6	4.0	5.0	5.3	7.1	6.1	5.2	5.5
Avg. Stride Freq. [Hz]	2.2	2.4	2.3	2.3	2.3	2.3	2.4	2.3
Avg. Stride Length [m]	6.7	7.5	7.4	7.4	7.5	7.3	7.3	7.1



- [] Ranking at each section and finish
- :-:- No data available at this section
- NA No data available

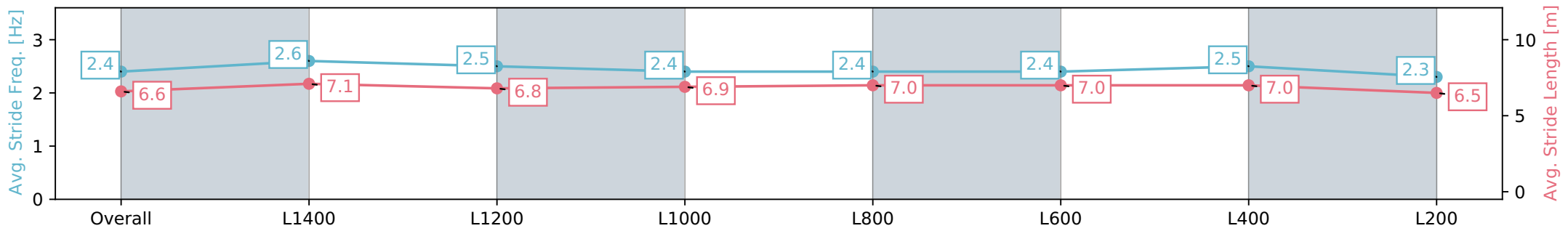
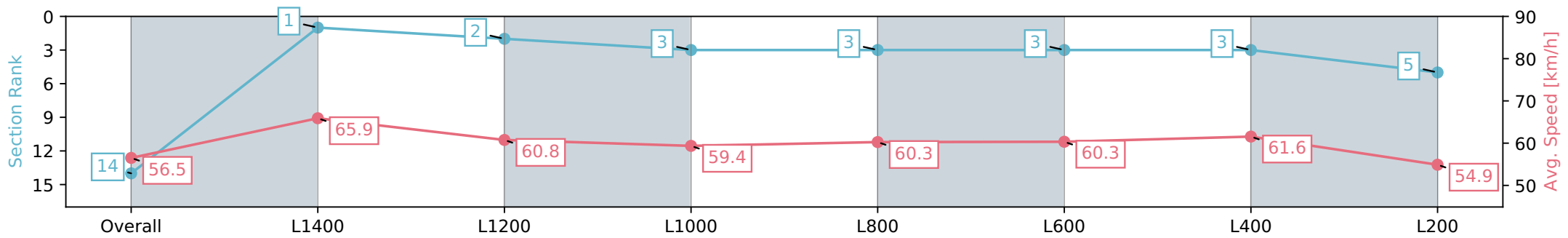
Horse/Jockey Name	SUN AND HEIR
Finish Rank	14
Fastest Section Time (Section)	0:10.94 (L1400)
Top Speed [km/h] (Section)	68.4 (Overall)
Race State	Finished



Ellerslie NZ - Professional
 Race 8: SKYCITY HORIZON 1600 - 1600m
 30 March 2024 - 4:39PM
 Track Rating: Good 4, Weather: Fine, Rail Position: +7m



Section	Overall	L1400	L1200	L1000	L800	L600	L400	L200
Section Times	1:37.05 [14] (0:12.73)	1:24.32 [1] (0:10.94)	1:13.38 [2] (0:11.94)	1:01.44 [3] (0:12.25)	0:49.19 [3] (0:12.12)	0:37.07 [3] (0:12.15)	0:24.92 [3] (0:11.70)	0:13.22 [5] (0:13.22)
Average Speed [km/h]	56.5	65.9	60.8	59.4	60.3	60.3	61.6	54.9
Top Speed [km/h]	68.4	68.2	64.0	60.5	62.2	63.2	63.0	60.1
Avg. Dist. to Rail [m]	1.4	1.0	3.1	2.6	2.9	3.1	0.3	1.7
Avg. Stride Freq. [Hz]	2.4	2.6	2.5	2.4	2.4	2.4	2.5	2.3
Avg. Stride Length [m]	6.6	7.1	6.8	6.9	7.0	7.0	7.0	6.5



- [] Ranking at each section and finish
- :-:- No data available at this section
- NA No data available