

Track Rating: Good 4, Weather: Fine, Rail Position: +7m

Section													Overall		L2000	L1800	L1600	L1400	L1200		
Field Times													2:14.75	2:02.83	1:51.69	1:39.35	1:26.85	1:14.40			
													(0:11.92)	(0:11.14)	(0:12.35)	(0:12.50)	(0:12.45)	(0:12.75)			
Position	#	Horse/Jockey	Barrier	Top Speed [km/h]	Fastest Section	First 400m												Distance Travelled From Winner [m]			
1	7	SPORTING CHANCE	7	64.6	0:11.59	0:23.74	2:14.75	2:02.60 [6]	1:51.01 [5]	1:38.49 [5]	1:26.11 [5]	1:13.65 [5]									
		James Doyle		2000-1800	2000-1800		(0:12.15)	(0:11.59)	(0:12.52)	(0:12.38)	(0:12.46)	(0:12.79)									
2	6	MAJOR MAJOR	6	66.6	0:11.08	0:23.05	2:14.83	2:02.86 [2]	1:51.78 [1]	1:39.43 [1]	1:26.93 [1]	1:14.49 [1]					+2				
		Craig Grylls		2000-1800	2000-1800		(0:11.97)	(0:11.08)	(0:12.35)	(0:12.50)	(0:12.44)	(0:12.75)									
3	13	JOLTED	13	62.9	0:11.66	0:24.76	2:14.93	2:02.11 [13]	1:50.17 [13]	1:37.45 [13]	1:25.18 [12]	1:12.81 [12]					+0				
		Per-Anders Graberg		600-400	400-200		(0:12.82)	(0:11.94)	(0:12.72)	(0:12.27)	(0:12.37)	(0:12.77)									
4	8	AFTERMATH	8	64.2	0:11.64	0:24.73	2:15.00	2:02.37 [11]	1:50.27 [12]	1:37.54 [12]	1:25.21 [13]	1:12.63 [13]					+10				
		Vincent Colgan		800-600	400-200		(0:12.63)	(0:12.10)	(0:12.73)	(0:12.33)	(0:12.57)	(0:12.78)									
5	12	EYESONLYONME	12	63.9	0:11.74	0:24.35	2:15.29	2:02.68 [10]	1:50.94 [9]	1:38.14 [11]	1:25.80 [11]	1:13.29 [11]					+8				
		Michael McNab		2000-1800	2000-1800		(0:12.61)	(0:11.74)	(0:12.80)	(0:12.34)	(0:12.51)	(0:12.76)									
6	2	WOLFGANG	2	66.1	0:11.28	0:23.34	2:15.33	2:03.28 [4]	1:51.99 [3]	1:39.40 [3]	1:26.94 [3]	1:14.43 [3]					+0				
		Masahiro Hashizume		2000-1800	2000-1800		(0:12.05)	(0:11.28)	(0:12.59)	(0:12.46)	(0:12.51)	(0:12.76)									
7	17	MYLA	17	65.2	0:11.68	0:24.04	2:15.37	2:03.01 [8]	1:51.33 [8]	1:38.57 [8]	1:26.07 [9]	1:13.64 [9]					+9				
		Ace Lawson-Carroll		2000-1800	2000-1800		(0:12.36)	(0:11.68)	(0:12.76)	(0:12.50)	(0:12.43)	(0:12.77)									
8	10	DODDLE	10	64.9	0:11.65	0:24.94	2:15.59	2:02.62 [14]	1:50.65 [14]	1:37.75 [14]	1:25.57 [14]	1:13.00 [14]					+6				
		Sam Weatherley		800-600	400-200		(0:12.97)	(0:11.97)	(0:12.90)	(0:12.18)	(0:12.56)	(0:12.71)									
8	16	LET FLY	16	65.5	0:11.44	0:23.50	2:15.59	2:03.53 [5]	1:52.09 [4]	1:39.45 [4]	1:26.96 [4]	1:14.57 [4]					+8				
		Matthew Cameron		2000-1800	2000-1800		(0:12.06)	(0:11.44)	(0:12.64)	(0:12.49)	(0:12.39)	(0:12.74)									
10	9	KIWI MAN	9	62.6	0:11.94	0:24.41	2:15.80	2:03.54 [7]	1:51.39 [10]	1:38.68 [10]	1:26.54 [8]	1:14.16 [8]					+17				
		Samantha Spratt		400-200	800-600		(0:12.26)	(0:12.15)	(0:12.71)	(0:12.14)	(0:12.38)	(0:12.66)									

Track Rating: Good 4, Weather: Fine, Rail Position: +7m

Section													Overall		L2000	L1800	L1600	L1400	L1200		
Field Times													2:14.75	2:02.83	1:51.69	1:39.35	1:26.85	1:14.40			
													(0:11.92)	(0:11.14)	(0:12.35)	(0:12.50)	(0:12.45)	(0:12.75)			
Position	#	Horse/Jockey	Barrier	Top Speed [km/h]	Fastest Section	First 400m												Distance Travelled From Winner [m]			
11	5	ACHIEVE	5	64.3	0:11.75	0:23.74	2:16.07	2:04.08 [3]	1:52.33 [6]	1:39.63 [6]	1:27.10 [6]	1:14.69 [6]						+9			
		Opie Bosson		2000-1800	2000-1800		(0:11.99)	(0:11.75)	(0:12.70)	(0:12.53)	(0:12.41)	(0:12.76)									
12	14	KENTUCKY ROSE	14	63.4	0:11.76	0:24.52	2:16.40	2:03.64 [12]	1:51.88 [11]	1:39.38 [9]	1:27.02 [10]	1:14.63 [10]						+1			
		Wiremu Pinn		2000-1800	2000-1800		(0:12.76)	(0:11.76)	(0:12.50)	(0:12.36)	(0:12.39)	(0:12.87)									
13	11	MAHOE	11	67.0	0:11.19	0:23.10	2:17.09	2:05.18 [1]	1:53.99 [2]	1:41.36 [2]	1:28.84 [2]	1:16.45 [2]						+11			
		Tayla Mitchell		2000-1800	2000-1800		(0:11.91)	(0:11.19)	(0:12.63)	(0:12.52)	(0:12.39)	(0:12.70)									
14	4	SUPER SID	4	65.0	0:11.57	0:23.98	2:17.45	2:05.05 [9]	1:53.47 [7]	1:40.88 [7]	1:28.44 [7]	1:16.03 [7]						+1			
		Darren Danis		2000-1800	2000-1800		(0:12.40)	(0:11.57)	(0:12.59)	(0:12.44)	(0:12.41)	(0:12.77)									

Track Rating: Good 4, Weather: Fine, Rail Position: +7m

Section													
Field Times		L1000	L800	L600	L400	L200							
		1:01.66 (0:12.34)	0:49.32 (0:12.13)	0:37.18 (0:12.23)	0:24.95 (0:12.21)	0:12.74 (0:12.74)							
Position	#	Horse/Jockey	Barrier	Top Speed [km/h]	Fastest Section	First 400m						Margin	Distance Travelled From Winner [m]
1	7	SPORTING CHANCE James Doyle	7	64.6 2000-1800	0:11.59 2000-1800	0:23.74	1:00.86 [5] (0:12.32)	0:48.54 [5] (0:11.99)	0:36.55 [5] (0:12.22)	0:24.33 [4] (0:11.90)	0:12.43 [2] (0:12.43)	2:14.75	2:14.75
2	6	MAJOR MAJOR Craig Grylls	6	66.6 2000-1800	0:11.08 2000-1800	0:23.05	1:01.74 [1] (0:12.34)	0:49.40 [1] (0:12.13)	0:37.27 [1] (0:12.23)	0:25.04 [1] (0:12.22)	0:12.82 [1] (0:12.82)	0.08L	0.08L
3	13	JOLTED Per-Anders Graberg	13	62.9 600-400	0:11.66 400-200	0:24.76	1:00.04 [12] (0:12.26)	0:47.78 [12] (0:11.95)	0:35.83 [13] (0:11.93)	0:23.90 [11] (0:11.66)	0:12.24 [7] (0:12.24)	0.1L	0.1L
4	8	AFTERMATH Vincent Colgan	8	64.2 800-600	0:11.64 400-200	0:24.73	0:59.85 [13] (0:12.16)	0:47.69 [13] (0:11.74)	0:35.95 [12] (0:11.91)	0:24.04 [9] (0:11.64)	0:12.40 [5] (0:12.40)	0.07L	0.07L
5	12	EYESONLYONME Michael McNab	12	63.9 2000-1800	0:11.74 2000-1800	0:24.35	1:00.53 [11] (0:12.21)	0:48.32 [10] (0:11.89)	0:36.43 [10] (0:12.08)	0:24.35 [8] (0:11.89)	0:12.46 [10] (0:12.46)	0.29L	0.29L
6	2	WOLFGANG Masahiro Hashizume	2	66.1 2000-1800	0:11.28 2000-1800	0:23.34	1:01.67 [3] (0:12.25)	0:49.42 [3] (0:12.11)	0:37.31 [3] (0:12.28)	0:25.02 [3] (0:12.14)	0:12.88 [3] (0:12.88)	0.04L	0.04L
7	17	MYLA Ace Lawson-Carroll	17	65.2 2000-1800	0:11.68 2000-1800	0:24.04	1:00.87 [9] (0:12.22)	0:48.65 [9] (0:11.93)	0:36.72 [8] (0:12.07)	0:24.65 [6] (0:11.90)	0:12.75 [6] (0:12.75)	0.04L	0.04L
8	10	DODDLE Sam Weatherley	10	64.9 800-600	0:11.65 400-200	0:24.94	1:00.29 [14] (0:12.28)	0:48.00 [14] (0:11.83)	0:36.17 [14] (0:11.96)	0:24.21 [14] (0:11.65)	0:12.56 [12] (0:12.56)	0.22L	0.22L
8	16	LET FLY Matthew Cameron	16	65.5 2000-1800	0:11.44 2000-1800	0:23.50	1:01.83 [4] (0:12.25)	0:49.58 [4] (0:12.09)	0:37.49 [4] (0:12.46)	0:25.03 [5] (0:12.01)	0:13.02 [4] (0:13.02)	2:15.59	2:15.59
10	9	KIWI MAN Samantha Spratt	9	62.6 400-200	0:11.94 800-600	0:24.41	1:01.50 [8] (0:12.19)	0:49.31 [7] (0:11.94)	0:37.37 [7] (0:12.40)	0:24.97 [7] (0:11.95)	0:13.02 [8] (0:13.02)	0.21L	0.21L

Track Rating: Good 4, Weather: Fine, Rail Position: +7m

Section													
Field Times		L1000	L800	L600	L400	L200							
		1:01.66	0:49.32	0:37.18	0:24.95	0:12.74							
		(0:12.34)	(0:12.13)	(0:12.23)	(0:12.21)	(0:12.74)							
Position	#	Horse/Jockey	Barrier	Top Speed [km/h]	Fastest Section	First 400m	L1000	L800	L600	L400	L200	Margin	Distance Travelled From Winner [m]
11	5	ACHIEVE	5	64.3	0:11.75	0:23.74	1:01.93 [6]	0:49.64 [6]	0:37.65 [6]	0:25.07 [10]	0:13.05 [11]	0.27L	0.27L
		Opie Bosson		2000-1800	2000-1800		(0:12.28)	(0:11.99)	(0:12.57)	(0:12.02)	(0:13.05)		
12	14	KENTUCKY ROSE	14	63.4	0:11.76	0:24.52	1:01.76 [10]	0:49.42 [11]	0:37.40 [11]	0:25.11 [13]	0:13.23 [13]	0.33L	0.33L
		Wiremu Pinn		2000-1800	2000-1800		(0:12.34)	(0:12.02)	(0:12.28)	(0:11.88)	(0:13.23)		
13	11	MAHOE	11	67.0	0:11.19	0:23.10	1:03.75 [2]	0:51.44 [2]	0:39.26 [2]	0:26.85 [2]	0:14.30 [9]	0.69L	0.69L
		Tayla Mitchell		2000-1800	2000-1800		(0:12.31)	(0:12.18)	(0:12.41)	(0:12.55)	(0:14.30)		
14	4	SUPER SID	4	65.0	0:11.57	0:23.98	1:03.26 [7]	0:50.81 [8]	0:38.64 [9]	0:26.17 [12]	0:13.61 [14]	0.36L	0.36L
		Darren Danis		2000-1800	2000-1800		(0:12.45)	(0:12.17)	(0:12.47)	(0:12.56)	(0:13.61)		

Horse/Jockey Name	SPORTING CHANCE
Finish Rank	1
Fastest Section Time (Section)	0:11.59 (L2000)
Top Speed [km/h] (Section)	64.6 (L2000)
Race State	Finished

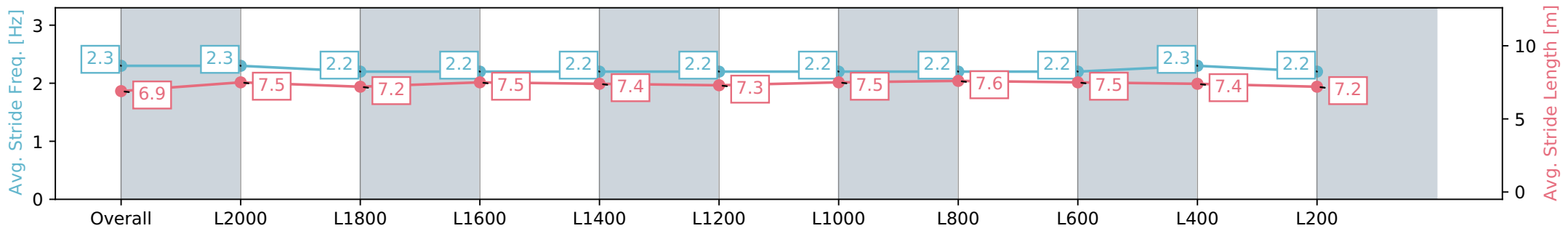
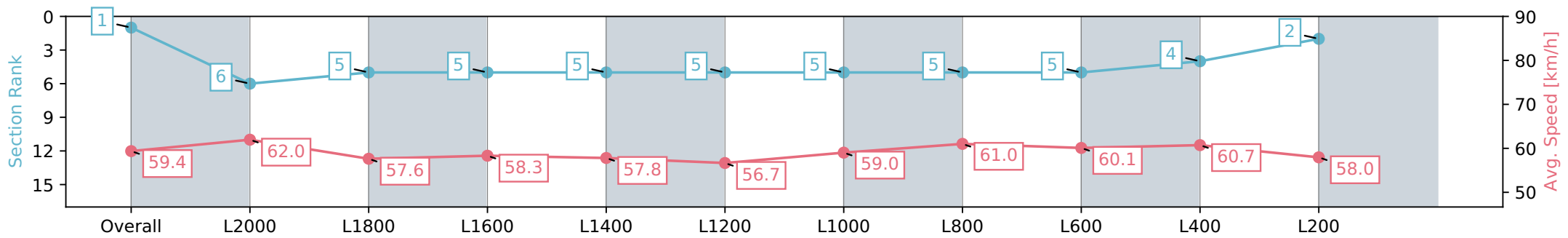


Ellerslie NZ - Professional
 Race 7: ELSDON PARK 2200 - 2200m
 30 March 2024 - 4:03PM



Track Rating: Good 4, Weather: Fine, Rail Position: +7m

Section	Overall	L2000	L1800	L1600	L1400	L1200	L1000	L800	L600	L400	L200
Section Times	2:14.75 [1] (0:12.15)	2:02.60 [6] (0:11.59)	1:51.01 [5] (0:12.52)	1:38.49 [5] (0:12.38)	1:26.11 [5] (0:12.46)	1:13.65 [5] (0:12.79)	1:00.86 [5] (0:12.32)	0:48.54 [5] (0:11.99)	0:36.55 [5] (0:12.22)	0:24.33 [4] (0:11.90)	0:12.43 [2] (0:12.43)
Average Speed [km/h]	59.4	62.0	57.6	58.3	57.8	56.7	59.0	61.0	60.1	60.7	58.0
Top Speed [km/h]	63.6	64.6	59.6	59.9	58.8	57.7	61.2	62.2	61.3	61.4	59.7
Avg. Dist. to Rail [m]	2.7	0.6	0.5	0.7	0.2	2.2	2.9	3.2	3.8	4.5	2.8
Avg. Stride Freq. [Hz]	2.3	2.3	2.2	2.2	2.2	2.2	2.2	2.2	2.2	2.3	2.2
Avg. Stride Length [m]	6.9	7.5	7.2	7.5	7.4	7.3	7.5	7.6	7.5	7.4	7.2



- [] Ranking at each section and finish
- :-:- No data available at this section
- NA No data available

Horse/Jockey Name	MAJOR MAJOR
Finish Rank	2
Fastest Section Time (Section)	0:11.08 (L2000)
Top Speed [km/h] (Section)	66.6 (L2000)
Race State	Finished



Ellerslie NZ - Professional

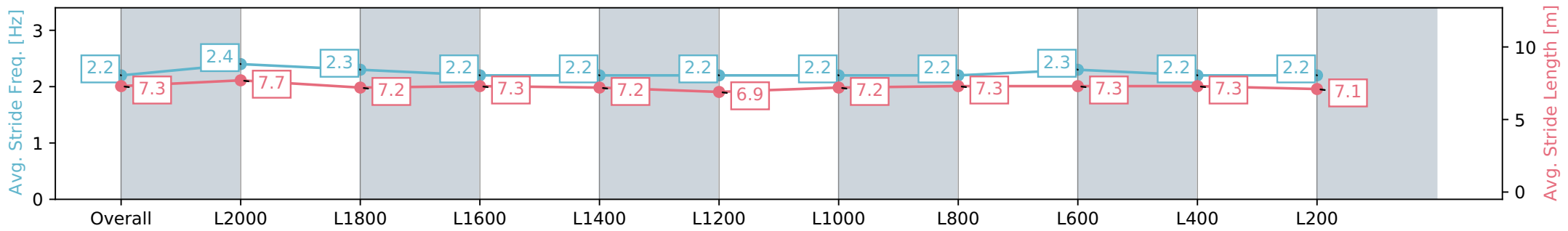
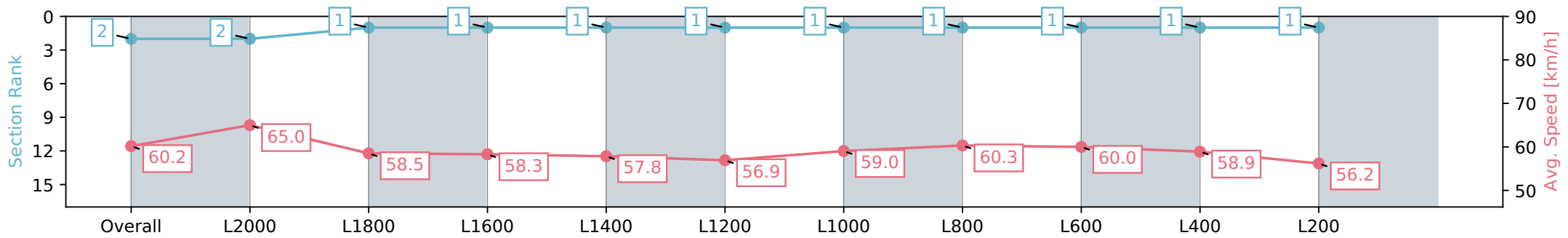
Race 7: ELSDON PARK 2200 - 2200m

30 March 2024 - 4:03PM



Track Rating: Good 4, Weather: Fine, Rail Position: +7m

Section	Overall	L2000	L1800	L1600	L1400	L1200	L1000	L800	L600	L400	L200
Section Times	2:14.83 [2] (0:11.97)	2:02.86 [2] (0:11.08)	1:51.78 [1] (0:12.35)	1:39.43 [1] (0:12.50)	1:26.93 [1] (0:12.44)	1:14.49 [1] (0:12.75)	1:01.74 [1] (0:12.34)	0:49.40 [1] (0:12.13)	0:37.27 [1] (0:12.23)	0:25.04 [1] (0:12.22)	0:12.82 [1] (0:12.82)
Average Speed [km/h]	60.2	65.0	58.5	58.3	57.8	56.9	59.0	60.3	60.0	58.9	56.2
Top Speed [km/h]	66.2	66.6	60.3	59.6	59.3	57.8	60.7	61.0	60.5	60.2	57.8
Avg. Dist. to Rail [m]	7.2	3.0	1.2	1.8	0.9	2.8	3.0	3.4	3.5	1.7	1.4
Avg. Stride Freq. [Hz]	2.2	2.4	2.3	2.2	2.2	2.2	2.2	2.2	2.2	2.3	2.2
Avg. Stride Length [m]	7.3	7.7	7.2	7.3	7.2	6.9	7.2	7.3	7.3	7.3	7.1



- [] Ranking at each section and finish
- :-:- No data available at this section
- NA No data available

Horse/Jockey Name	JOLTED
Finish Rank	3
Fastest Section Time (Section)	0:11.66 (L400)
Top Speed [km/h] (Section)	62.9 (L600)
Race State	Finished

AUCKLAND
THOROUGHBRED
RACING

Ellerslie NZ - Professional

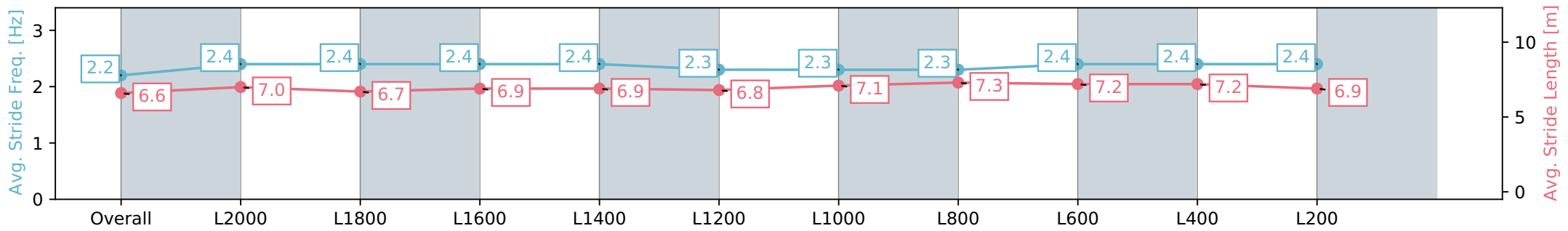
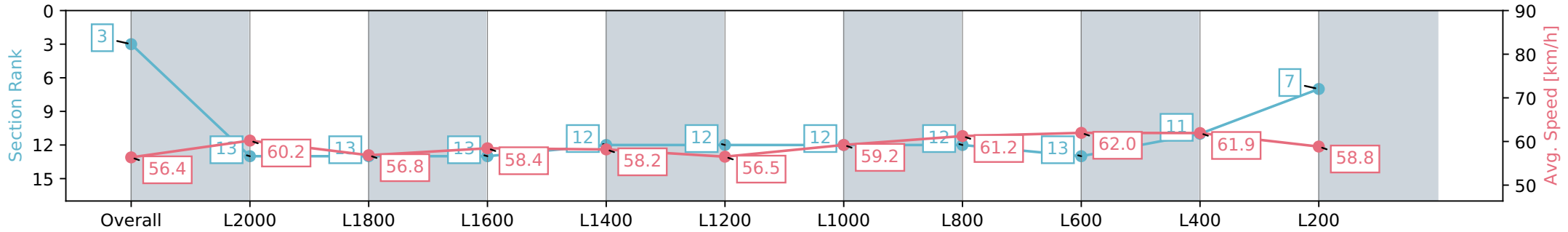
Race 7: ELSDON PARK 2200 - 2200m

30 March 2024 - 4:03PM

ELLERSLIE

Track Rating: Good 4, Weather: Fine, Rail Position: +7m

Section	Overall	L2000	L1800	L1600	L1400	L1200	L1000	L800	L600	L400	L200
Section Times	2:14.93 [3] (0:12.82)	2:02.11 [13] (0:11.94)	1:50.17 [13] (0:12.72)	1:37.45 [13] (0:12.27)	1:25.18 [12] (0:12.37)	1:12.81 [12] (0:12.77)	1:00.04 [12] (0:12.26)	0:47.78 [12] (0:11.95)	0:35.83 [13] (0:11.93)	0:23.90 [11] (0:11.66)	0:12.24 [7] (0:12.24)
Average Speed [km/h]	56.4	60.2	56.8	58.4	58.2	56.5	59.2	61.2	62.0	61.9	58.8
Top Speed [km/h]	61.7	62.5	59.3	59.8	59.3	58.2	61.1	62.9	62.9	62.6	61.3
Avg. Dist. to Rail [m]	5.6	0.3	0.9	1.8	1.8	0.9	1.8	3.4	4.9	5.7	4.2
Avg. Stride Freq. [Hz]	2.2	2.4	2.4	2.4	2.4	2.3	2.3	2.3	2.4	2.4	2.4
Avg. Stride Length [m]	6.6	7.0	6.7	6.9	6.9	6.8	7.1	7.3	7.2	7.2	6.9



- [] Ranking at each section and finish
- :-:- No data available at this section
- NA No data available

Horse/Jockey Name	AFTERMATH
Finish Rank	4
Fastest Section Time (Section)	0:11.64 (L400)
Top Speed [km/h] (Section)	64.2 (L800)
Race State	Finished



Ellerslie NZ - Professional

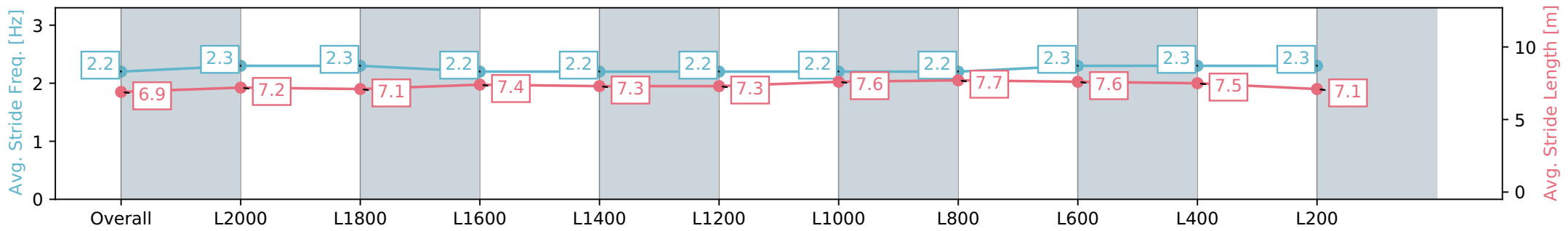
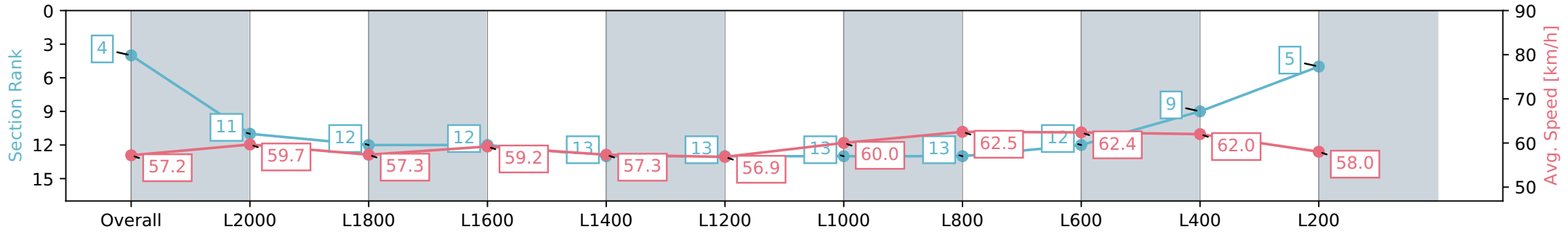
Race 7: ELSDON PARK 2200 - 2200m

30 March 2024 - 4:03PM



Track Rating: Good 4, Weather: Fine, Rail Position: +7m

Section	Overall	L2000	L1800	L1600	L1400	L1200	L1000	L800	L600	L400	L200
Section Times	2:15.00 [4] (0:12.63)	2:02.37 [11] (0:12.10)	1:50.27 [12] (0:12.73)	1:37.54 [12] (0:12.33)	1:25.21 [13] (0:12.57)	1:12.63 [13] (0:12.78)	0:59.85 [13] (0:12.16)	0:47.69 [13] (0:11.74)	0:35.95 [12] (0:11.91)	0:24.04 [9] (0:11.64)	0:12.40 [5] (0:12.40)
Average Speed [km/h]	57.2	59.7	57.3	59.2	57.3	56.9	60.0	62.5	62.4	62.0	58.0
Top Speed [km/h]	59.8	62.9	59.6	59.8	58.4	57.8	62.0	64.2	64.1	63.3	60.3
Avg. Dist. to Rail [m]	6.2	1.3	2.1	2.2	1.5	3.8	3.9	4.1	5.3	8.0	6.4
Avg. Stride Freq. [Hz]	2.2	2.3	2.3	2.2	2.2	2.2	2.2	2.2	2.3	2.3	2.3
Avg. Stride Length [m]	6.9	7.2	7.1	7.4	7.3	7.3	7.6	7.7	7.6	7.5	7.1



- [] Ranking at each section and finish
- :-:- No data available at this section
- NA No data available

Horse/Jockey Name	EYESONLYONME
Finish Rank	5
Fastest Section Time (Section)	0:11.74 (L2000)
Top Speed [km/h] (Section)	63.9 (L2000)
Race State	Finished

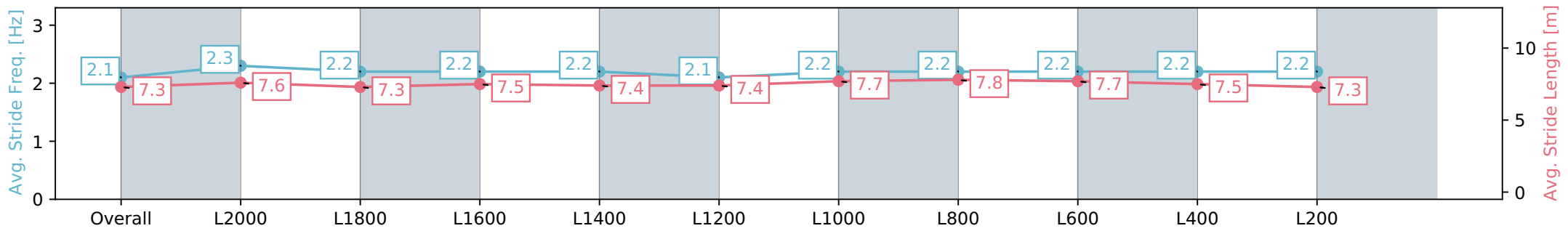
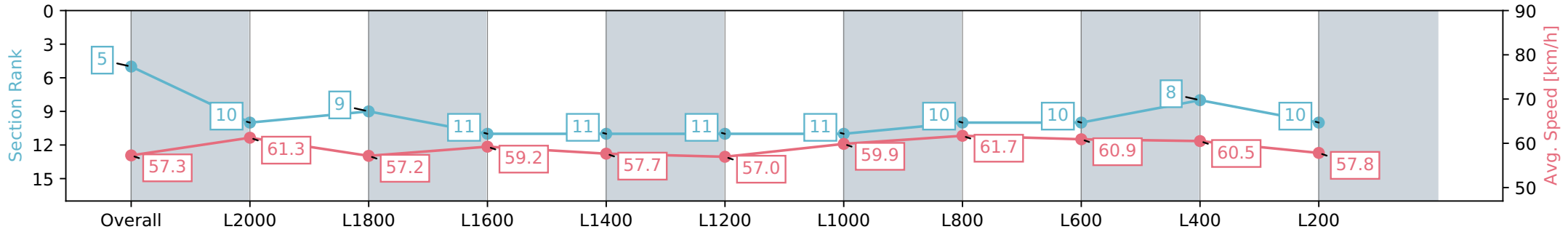


Ellerslie NZ - Professional
 Race 7: ELSDON PARK 2200 - 2200m
 30 March 2024 - 4:03PM



Track Rating: Good 4, Weather: Fine, Rail Position: +7m

Section	Overall	L2000	L1800	L1600	L1400	L1200	L1000	L800	L600	L400	L200
Section Times	2:15.29 [5] (0:12.61)	2:02.68 [10] (0:11.74)	1:50.94 [9] (0:12.80)	1:38.14 [11] (0:12.34)	1:25.80 [11] (0:12.51)	1:13.29 [11] (0:12.76)	1:00.53 [11] (0:12.21)	0:48.32 [10] (0:11.89)	0:36.43 [10] (0:12.08)	0:24.35 [8] (0:11.89)	0:12.46 [10] (0:12.46)
Average Speed [km/h]	57.3	61.3	57.2	59.2	57.7	57.0	59.9	61.7	60.9	60.5	57.8
Top Speed [km/h]	61.1	63.9	59.5	60.6	58.3	58.2	62.1	62.5	61.6	61.8	59.3
Avg. Dist. to Rail [m]	3.9	0.4	2.4	2.6	1.6	3.7	4.1	4.2	3.6	1.3	1.3
Avg. Stride Freq. [Hz]	2.1	2.3	2.2	2.2	2.2	2.2	2.1	2.2	2.2	2.2	2.2
Avg. Stride Length [m]	7.3	7.6	7.3	7.5	7.4	7.4	7.7	7.8	7.7	7.5	7.3



- [] Ranking at each section and finish
- :-:- No data available at this section
- NA No data available

Horse/Jockey Name	WOLFGANG
Finish Rank	6
Fastest Section Time (Section)	0:11.28 (L2000)
Top Speed [km/h] (Section)	66.1 (L2000)
Race State	Finished



Ellerslie NZ - Professional

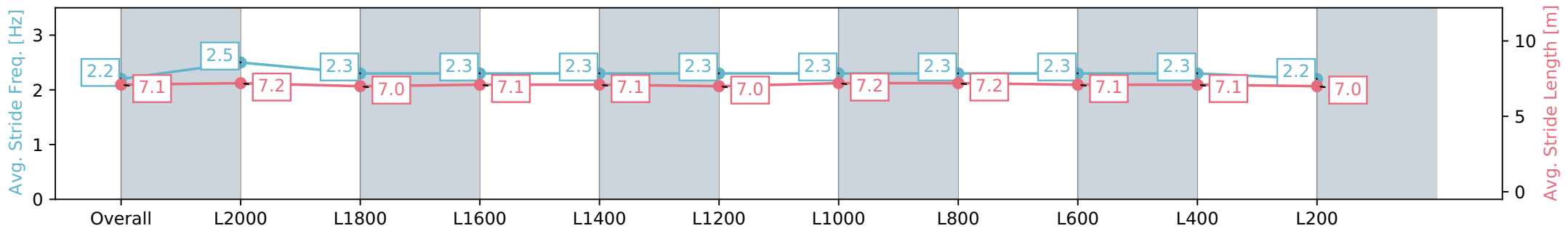
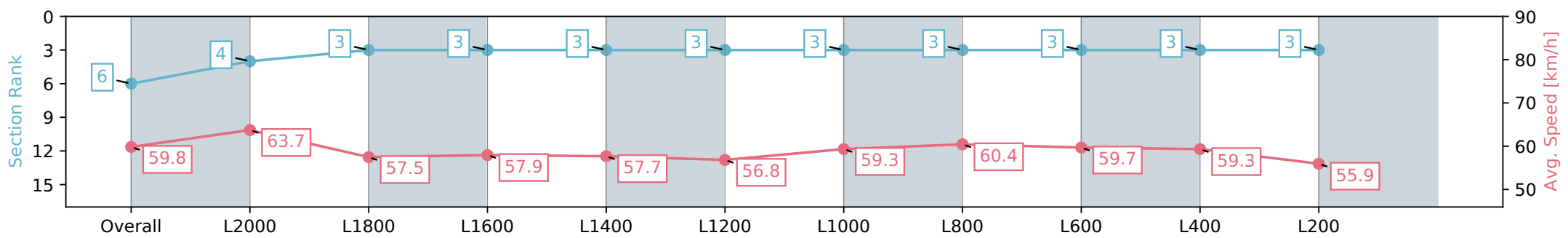
Race 7: ELDSON PARK 2200 - 2200m

30 March 2024 - 4:03PM



Track Rating: Good 4, Weather: Fine, Rail Position: +7m

Section	Overall	L2000	L1800	L1600	L1400	L1200	L1000	L800	L600	L400	L200
Section Times	2:15.33 [6] (0:12.05)	2:03.28 [4] (0:11.28)	1:51.99 [3] (0:12.59)	1:39.40 [3] (0:12.46)	1:26.94 [3] (0:12.51)	1:14.43 [3] (0:12.76)	1:01.67 [3] (0:12.25)	0:49.42 [3] (0:12.11)	0:37.31 [3] (0:12.28)	0:25.02 [3] (0:12.14)	0:12.88 [3] (0:12.88)
Average Speed [km/h]	59.8	63.7	57.5	57.9	57.7	56.8	59.3	60.4	59.7	59.3	55.9
Top Speed [km/h]	65.1	66.1	58.6	59.2	59.1	57.8	61.6	61.8	61.3	59.9	58.3
Avg. Dist. to Rail [m]	0.9	0.3	0.7	0.8	0.3	2.3	2.8	3.3	3.4	1.2	2.2
Avg. Stride Freq. [Hz]	2.2	2.5	2.3	2.3	2.3	2.3	2.3	2.3	2.3	2.3	2.2
Avg. Stride Length [m]	7.1	7.2	7.0	7.1	7.1	7.0	7.2	7.2	7.1	7.1	7.0



- [] Ranking at each section and finish
- :-:- No data available at this section
- NA No data available

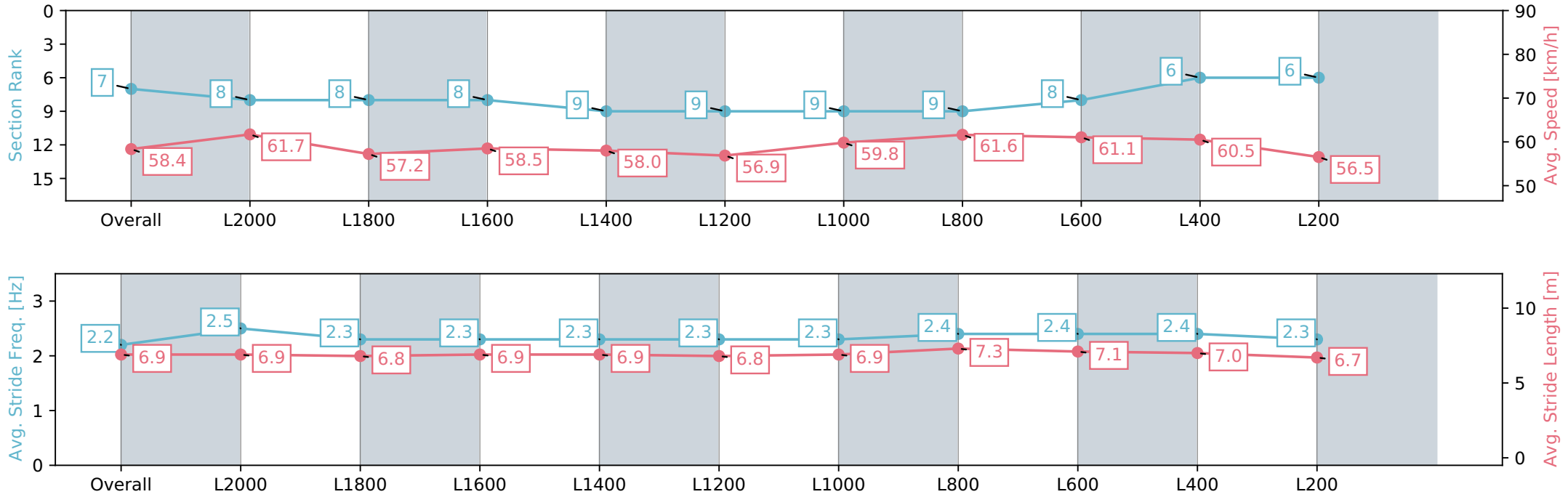
Horse/Jockey Name	MYLA
Finish Rank	7
Fastest Section Time (Section)	0:11.68 (L2000)
Top Speed [km/h] (Section)	65.2 (L2000)
Race State	Finished



Ellerslie NZ - Professional
 Race 7: ELSDON PARK 2200 - 2200m
 30 March 2024 - 4:03PM
 Track Rating: Good 4, Weather: Fine, Rail Position: +7m



Section	Overall	L2000	L1800	L1600	L1400	L1200	L1000	L800	L600	L400	L200
Section Times	2:15.37 [7] (0:12.36)	2:03.01 [8] (0:11.68)	1:51.33 [8] (0:12.76)	1:38.57 [8] (0:12.50)	1:26.07 [9] (0:12.43)	1:13.64 [9] (0:12.77)	1:00.87 [9] (0:12.22)	0:48.65 [9] (0:11.93)	0:36.72 [8] (0:12.07)	0:24.65 [6] (0:11.90)	0:12.75 [6] (0:12.75)
Average Speed [km/h]	58.4	61.7	57.2	58.5	58.0	56.9	59.8	61.6	61.1	60.5	56.5
Top Speed [km/h]	61.6	65.2	60.1	60.9	58.6	58.7	61.6	62.6	62.1	61.5	58.7
Avg. Dist. to Rail [m]	1.4	1.1	2.3	2.7	1.7	3.5	3.9	4.3	4.1	2.1	3.1
Avg. Stride Freq. [Hz]	2.2	2.5	2.3	2.3	2.3	2.3	2.3	2.4	2.4	2.4	2.3
Avg. Stride Length [m]	6.9	6.9	6.8	6.9	6.9	6.8	6.9	7.3	7.1	7.0	6.7



- [] Ranking at each section and finish
- :-:- No data available at this section
- NA No data available

Horse/Jockey Name	DODDLE
Finish Rank	8
Fastest Section Time (Section)	0:11.65 (L400)
Top Speed [km/h] (Section)	64.9 (L800)
Race State	Finished

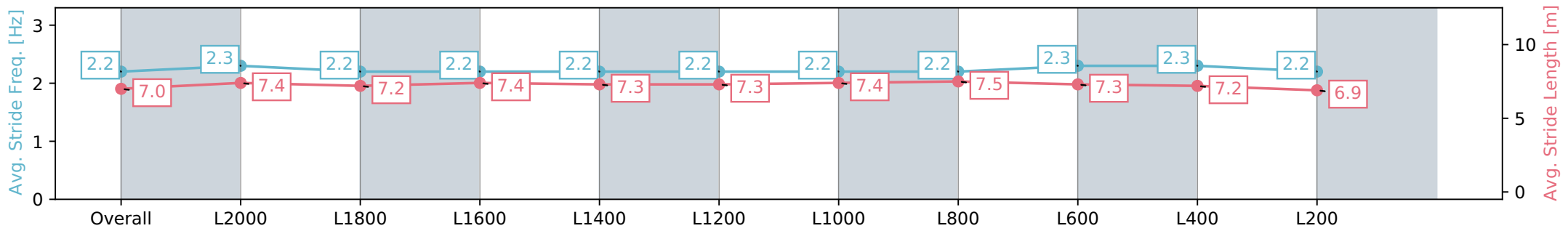
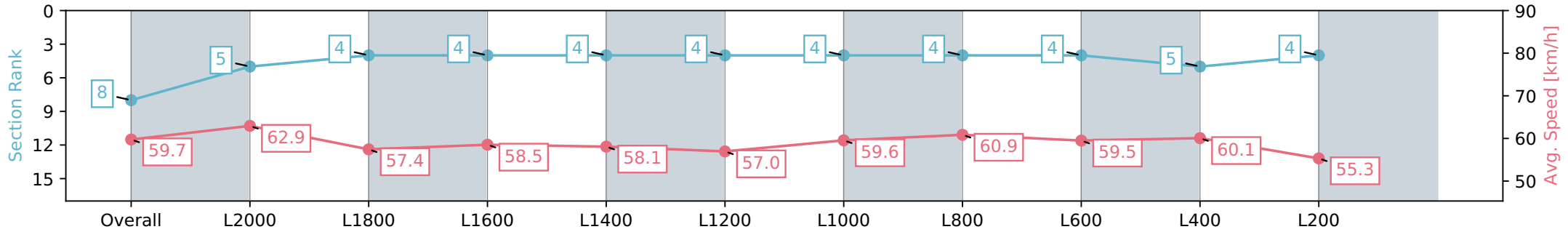


Ellerslie NZ - Professional
 Race 7: ELSDON PARK 2200 - 2200m
 30 March 2024 - 4:03PM



Track Rating: Good 4, Weather: Fine, Rail Position: +7m

Section	Overall	L2000	L1800	L1600	L1400	L1200	L1000	L800	L600	L400	L200
Section Times	2:15.59 [8] (0:12.97)	2:02.62 [14] (0:11.97)	1:50.65 [14] (0:12.90)	1:37.75 [14] (0:12.18)	1:25.57 [14] (0:12.56)	1:13.00 [14] (0:12.71)	1:00.29 [14] (0:12.28)	0:48.00 [14] (0:11.83)	0:36.17 [14] (0:11.96)	0:24.21 [14] (0:11.65)	0:12.56 [12] (0:12.56)
Average Speed [km/h]	55.7	60.1	56.4	59.8	57.3	57.1	59.2	61.9	61.9	61.8	57.3
Top Speed [km/h]	59.3	62.2	59.8	61.2	58.9	58.6	61.7	64.9	63.3	63.8	59.3
Avg. Dist. to Rail [m]	8.8	1.3	1.7	2.0	1.1	2.8	3.2	3.6	4.6	3.3	2.8
Avg. Stride Freq. [Hz]	2.3	2.4	2.4	2.4	2.3	2.3	2.3	2.4	2.4	2.4	2.3
Avg. Stride Length [m]	6.6	6.8	6.6	7.0	6.9	6.9	7.1	7.3	7.2	7.2	6.9



- [] Ranking at each section and finish
- :-:- No data available at this section
- NA No data available

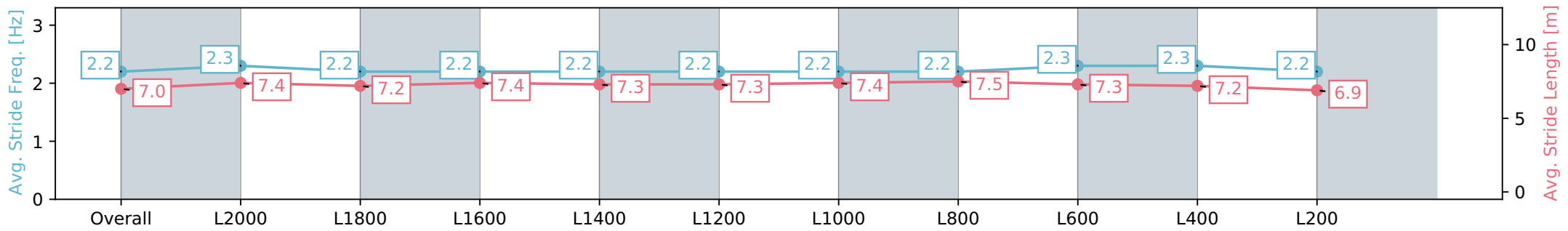
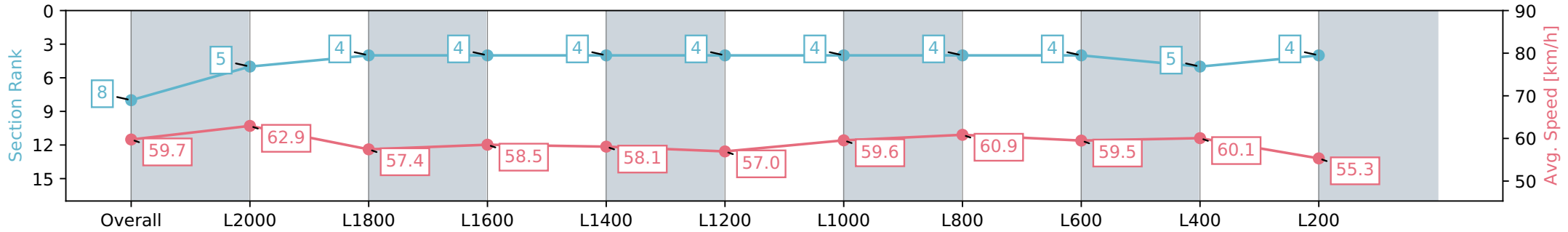
Horse/Jockey Name	LET FLY
Finish Rank	8
Fastest Section Time (Section)	0:11.44 (L2000)
Top Speed [km/h] (Section)	65.5 (L2000)
Race State	Finished



Ellerslie NZ - Professional
 Race 7: ELSDON PARK 2200 - 2200m
 30 March 2024 - 4:03PM
 Track Rating: Good 4, Weather: Fine, Rail Position: +7m



Section	Overall	L2000	L1800	L1600	L1400	L1200	L1000	L800	L600	L400	L200
Section Times	2:15.59 [8] (0:12.06)	2:03.53 [5] (0:11.44)	1:52.09 [4] (0:12.64)	1:39.45 [4] (0:12.49)	1:26.96 [4] (0:12.39)	1:14.57 [4] (0:12.74)	1:01.83 [4] (0:12.25)	0:49.58 [4] (0:12.09)	0:37.49 [4] (0:12.46)	0:25.03 [5] (0:12.01)	0:13.02 [4] (0:13.02)
Average Speed [km/h]	59.7	62.9	57.4	58.5	58.1	57.0	59.6	60.9	59.5	60.1	55.3
Top Speed [km/h]	64.3	65.5	59.1	59.2	59.0	58.4	61.4	61.4	61.1	61.1	58.3
Avg. Dist. to Rail [m]	3.7	1.2	1.7	2.5	1.3	2.7	3.4	4.4	5.4	5.6	5.7
Avg. Stride Freq. [Hz]	2.2	2.3	2.2	2.2	2.2	2.2	2.2	2.2	2.2	2.3	2.2
Avg. Stride Length [m]	7.0	7.4	7.2	7.4	7.3	7.3	7.4	7.5	7.3	7.2	6.9



- [] Ranking at each section and finish
- :-:- No data available at this section
- NA No data available

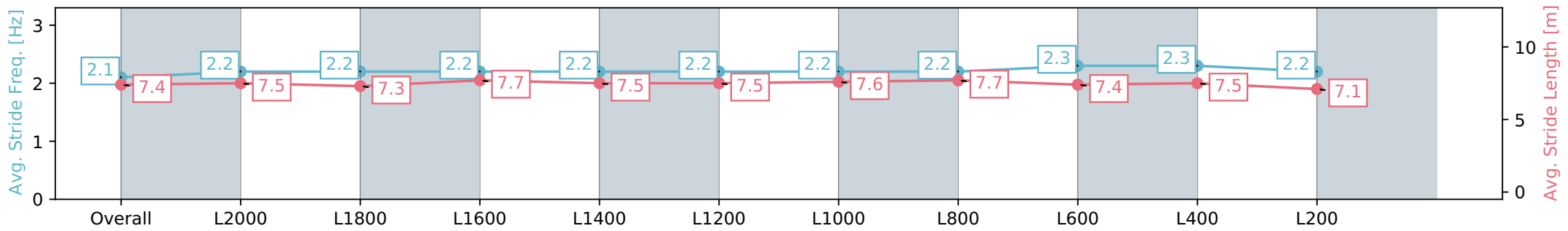
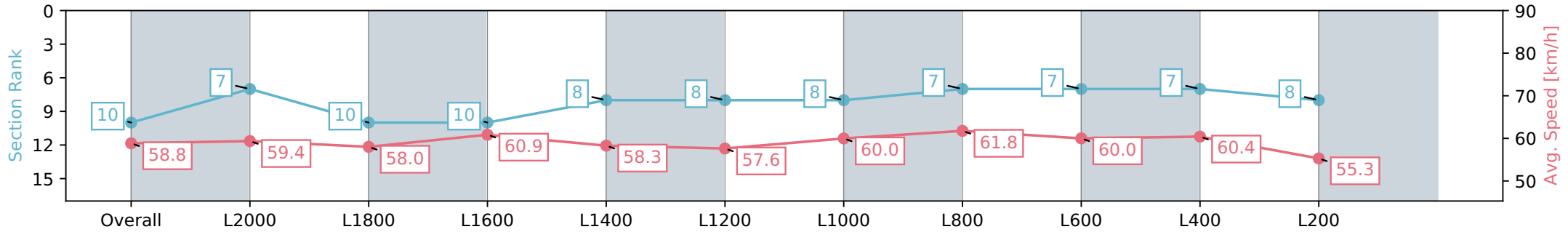
Horse/Jockey Name	KIWI MAN
Finish Rank	10
Fastest Section Time (Section)	0:11.94 (L800)
Top Speed [km/h] (Section)	62.6 (L400)
Race State	Finished



Ellerslie NZ - Professional
 Race 7: ELSDON PARK 2200 - 2200m
 30 March 2024 - 4:03PM
 Track Rating: Good 4, Weather: Fine, Rail Position: +7m



Section	Overall	L2000	L1800	L1600	L1400	L1200	L1000	L800	L600	L400	L200
Section Times	2:15.80 [10] (0:12.26)	2:03.54 [7] (0:12.15)	1:51.39 [10] (0:12.71)	1:38.68 [10] (0:12.14)	1:26.54 [8] (0:12.38)	1:14.16 [8] (0:12.66)	1:01.50 [8] (0:12.19)	0:49.31 [7] (0:11.94)	0:37.37 [7] (0:12.40)	0:24.97 [7] (0:11.95)	0:13.02 [8] (0:13.02)
Average Speed [km/h]	58.8	59.4	58.0	60.9	58.3	57.6	60.0	61.8	60.0	60.4	55.3
Top Speed [km/h]	60.1	62.1	60.8	61.6	60.6	58.7	61.8	62.4	61.1	62.6	58.2
Avg. Dist. to Rail [m]	2.3	1.7	3.8	4.9	2.9	4.4	4.6	5.1	5.8	6.9	7.1
Avg. Stride Freq. [Hz]	2.1	2.2	2.2	2.2	2.2	2.2	2.2	2.2	2.3	2.3	2.2
Avg. Stride Length [m]	7.4	7.5	7.3	7.7	7.5	7.5	7.6	7.7	7.4	7.5	7.1



- [] Ranking at each section and finish
- :-:- No data available at this section
- NA No data available

Horse/Jockey Name	ACHIEVE
Finish Rank	11
Fastest Section Time (Section)	0:11.75 (L2000)
Top Speed [km/h] (Section)	64.3 (L2000)
Race State	Finished



Ellerslie NZ - Professional

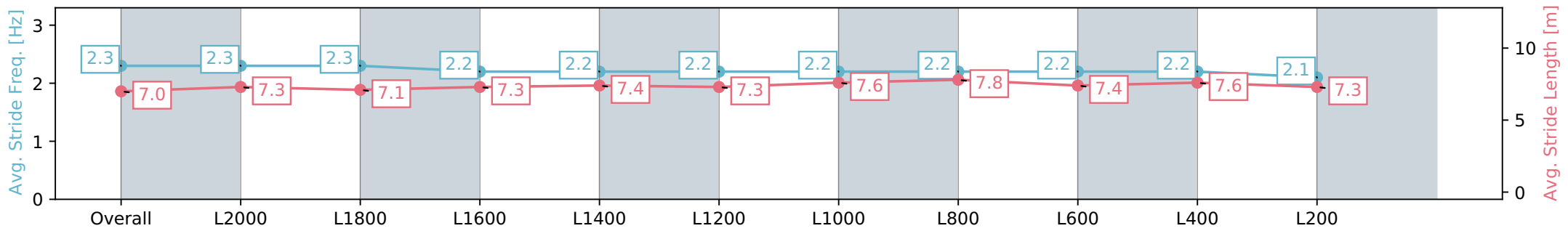
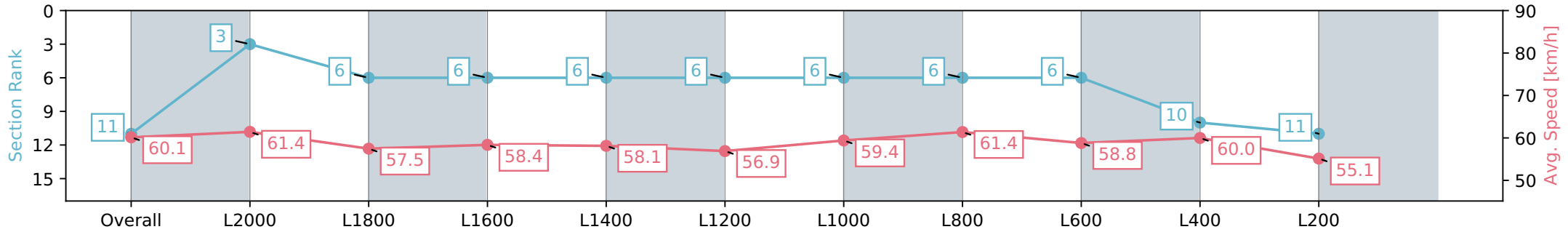
Race 7: ELSDON PARK 2200 - 2200m

30 March 2024 - 4:03PM



Track Rating: Good 4, Weather: Fine, Rail Position: +7m

Section	Overall	L2000	L1800	L1600	L1400	L1200	L1000	L800	L600	L400	L200
Section Times	2:16.07 [11] (0:11.99)	2:04.08 [3] (0:11.75)	1:52.33 [6] (0:12.70)	1:39.63 [6] (0:12.53)	1:27.10 [6] (0:12.41)	1:14.69 [6] (0:12.76)	1:01.93 [6] (0:12.28)	0:49.64 [6] (0:11.99)	0:37.65 [6] (0:12.57)	0:25.07 [10] (0:12.02)	0:13.05 [11] (0:13.05)
Average Speed [km/h]	60.1	61.4	57.5	58.4	58.1	56.9	59.4	61.4	61.4	58.8	60.0
Top Speed [km/h]	64.0	64.3	59.6	60.1	59.0	58.5	61.7	62.0	60.7	60.6	58.3
Avg. Dist. to Rail [m]	7.0	3.1	2.3	2.7	1.8	3.5	4.0	4.3	4.8	4.5	5.5
Avg. Stride Freq. [Hz]	2.3	2.3	2.3	2.2	2.2	2.2	2.2	2.2	2.2	2.2	2.1
Avg. Stride Length [m]	7.0	7.3	7.1	7.3	7.4	7.3	7.6	7.8	7.4	7.6	7.3



- [] Ranking at each section and finish
- :-:- No data available at this section
- NA No data available

Horse/Jockey Name	KENTUCKY ROSE
Finish Rank	12
Fastest Section Time (Section)	0:11.76 (L2000)
Top Speed [km/h] (Section)	63.4 (L2000)
Race State	Finished



Ellerslie NZ - Professional

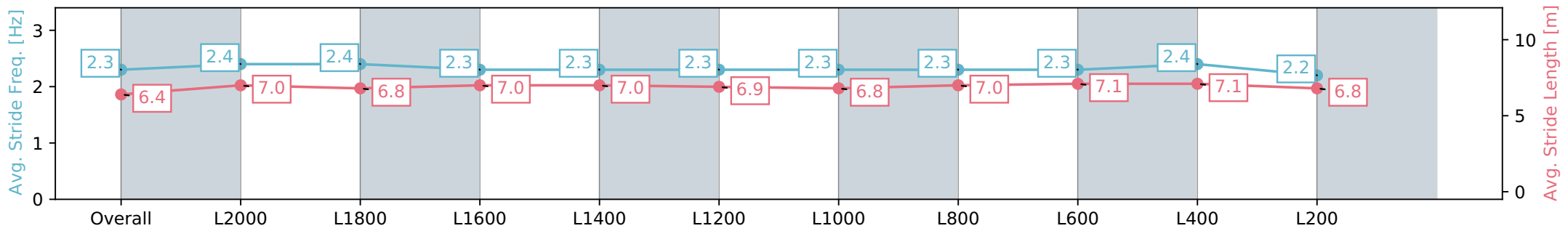
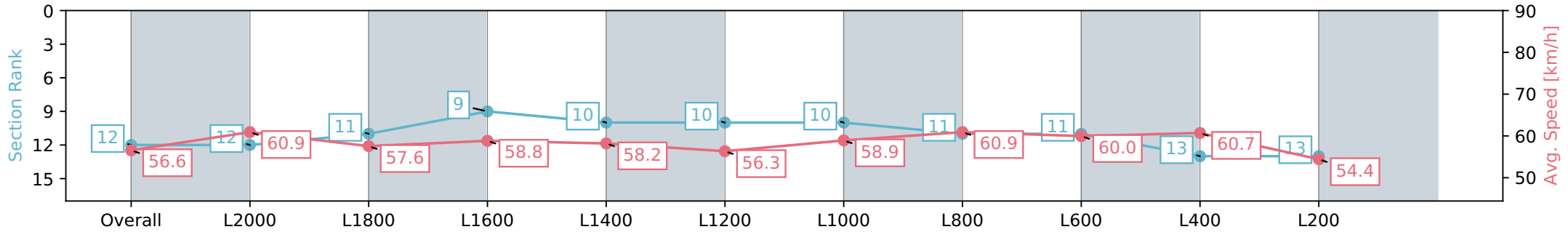
Race 7: ELSDON PARK 2200 - 2200m

30 March 2024 - 4:03PM



Track Rating: Good 4, Weather: Fine, Rail Position: +7m

Section	Overall	L2000	L1800	L1600	L1400	L1200	L1000	L800	L600	L400	L200
Section Times	2:16.40 [12] (0:12.76)	2:03.64 [12] (0:11.76)	1:51.88 [11] (0:12.50)	1:39.38 [9] (0:12.36)	1:27.02 [10] (0:12.39)	1:14.63 [10] (0:12.87)	1:01.76 [10] (0:12.34)	0:49.42 [11] (0:12.02)	0:37.40 [11] (0:12.28)	0:25.11 [13] (0:11.88)	0:13.23 [13] (0:13.23)
Average Speed [km/h]	56.6	60.9	57.6	58.8	58.2	56.3	58.9	60.9	60.0	60.7	54.4
Top Speed [km/h]	62.1	63.4	59.8	60.2	59.7	57.5	61.2	61.5	61.4	61.5	58.2
Avg. Dist. to Rail [m]	1.8	1.4	1.0	1.6	0.9	3.0	3.0	3.3	4.0	1.8	1.3
Avg. Stride Freq. [Hz]	2.3	2.4	2.4	2.3	2.3	2.3	2.3	2.3	2.3	2.4	2.2
Avg. Stride Length [m]	6.4	7.0	6.8	7.0	7.0	6.9	6.8	7.0	7.1	7.1	6.8



- [] Ranking at each section and finish
- :-:- No data available at this section
- NA No data available

Horse/Jockey Name	MAHOE
Finish Rank	13
Fastest Section Time (Section)	0:11.19 (L2000)
Top Speed [km/h] (Section)	67.0 (L2000)
Race State	Finished



Ellerslie NZ - Professional

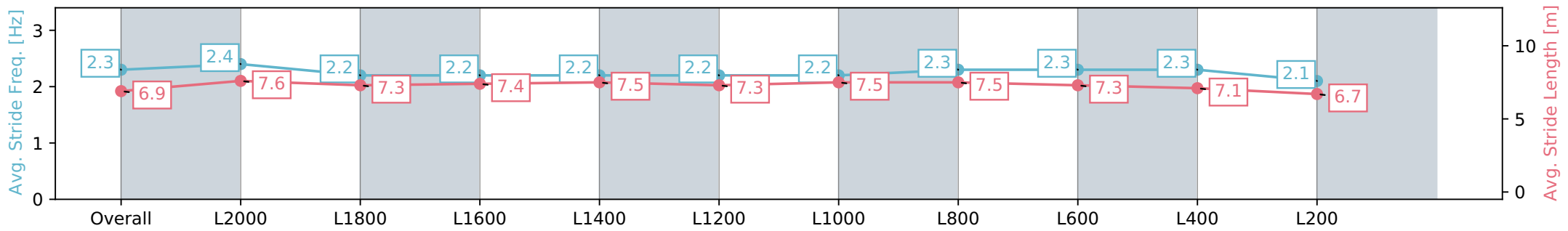
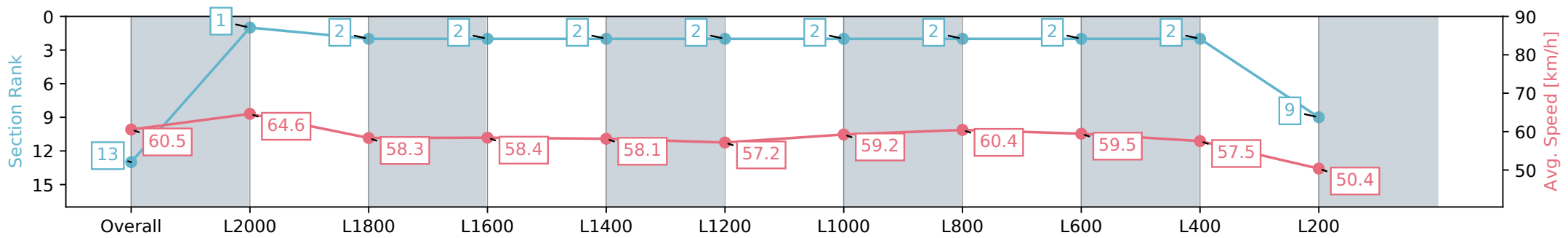
Race 7: ELSDON PARK 2200 - 2200m

30 March 2024 - 4:03PM



Track Rating: Good 4, Weather: Fine, Rail Position: +7m

Section	Overall	L2000	L1800	L1600	L1400	L1200	L1000	L800	L600	L400	L200
Section Times	2:17.09 [13] (0:11.91)	2:05.18 [1] (0:11.19)	1:53.99 [2] (0:12.63)	1:41.36 [2] (0:12.52)	1:28.84 [2] (0:12.39)	1:16.45 [2] (0:12.70)	1:03.75 [2] (0:12.31)	0:51.44 [2] (0:12.18)	0:39.26 [2] (0:12.41)	0:26.85 [2] (0:12.55)	0:14.30 [9] (0:14.30)
Average Speed [km/h]	60.5	64.6	58.3	58.4	58.1	57.2	59.2	60.4	59.5	57.5	50.4
Top Speed [km/h]	65.3	67.0	59.8	59.3	59.1	57.9	60.5	61.5	60.4	59.1	54.9
Avg. Dist. to Rail [m]	8.7	4.9	3.5	2.8	1.6	3.3	3.8	4.3	4.5	3.6	4.0
Avg. Stride Freq. [Hz]	2.3	2.4	2.2	2.2	2.2	2.2	2.2	2.3	2.3	2.3	2.1
Avg. Stride Length [m]	6.9	7.6	7.3	7.4	7.5	7.3	7.5	7.5	7.3	7.1	6.7



- [] Ranking at each section and finish
- :-:- No data available at this section
- NA No data available

Horse/Jockey Name	SUPER SID
Finish Rank	14
Fastest Section Time (Section)	0:11.57 (L2000)
Top Speed [km/h] (Section)	65.0 (L2000)
Race State	Finished



Ellerslie NZ - Professional

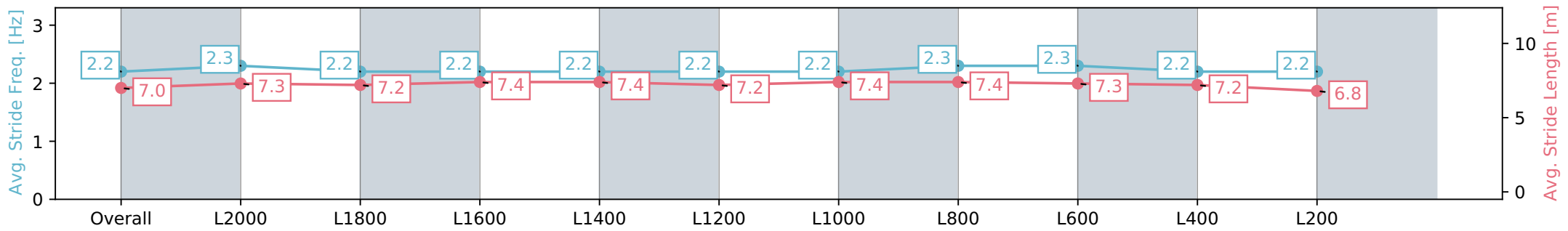
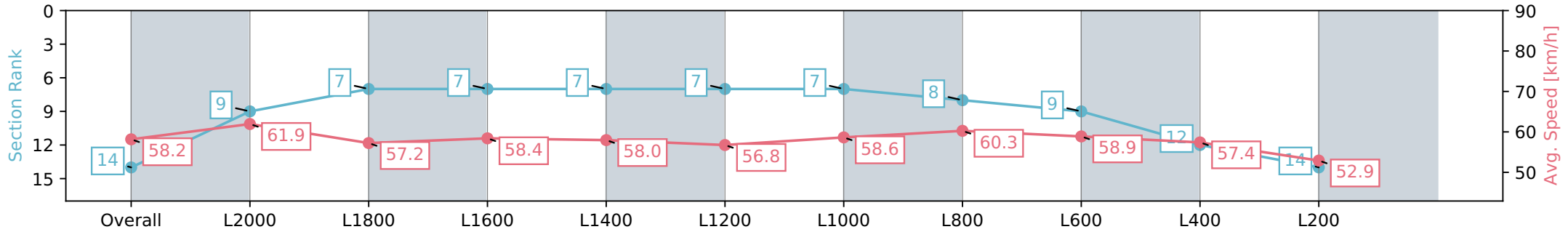
Race 7: ELSDON PARK 2200 - 2200m

30 March 2024 - 4:03PM



Track Rating: Good 4, Weather: Fine, Rail Position: +7m

Section	Overall	L2000	L1800	L1600	L1400	L1200	L1000	L800	L600	L400	L200
Section Times	2:17.45 [14] (0:12.40)	2:05.05 [9] (0:11.57)	1:53.47 [7] (0:12.59)	1:40.88 [7] (0:12.44)	1:28.44 [7] (0:12.41)	1:16.03 [7] (0:12.77)	1:03.26 [7] (0:12.45)	0:50.81 [8] (0:12.17)	0:38.64 [9] (0:12.47)	0:26.17 [12] (0:12.56)	0:13.61 [14] (0:13.61)
Average Speed [km/h]	58.2	61.9	57.2	58.4	58.0	56.8	58.6	60.3	58.9	57.4	52.9
Top Speed [km/h]	61.9	65.0	60.6	60.7	59.0	58.2	60.1	61.0	59.4	59.1	55.4
Avg. Dist. to Rail [m]	0.7	0.9	0.9	1.2	0.2	2.3	3.3	3.8	3.5	1.6	1.5
Avg. Stride Freq. [Hz]	2.2	2.3	2.2	2.2	2.2	2.2	2.2	2.3	2.3	2.2	2.2
Avg. Stride Length [m]	7.0	7.3	7.2	7.4	7.4	7.2	7.4	7.4	7.3	7.2	6.8



- [] Ranking at each section and finish
- :-:- No data available at this section
- NA No data available