

Ellerslie NZ
Race 6: NZEA NEW ZEALAND THOROUGHBRED BREEDERS' STAKES
- 1600m

30 March 2024 - 3:28PM

Track Rating: Good 4, Weather: Fine, Rail Position: +7m

Section Field Times		Overall	L1400	L1200	L1000	L800	L600							
		1:34.71	1:22.01	1:11.23	0:59.37	0:47.34	0:35.47							
		(0:12.70)	(0:10.79)	(0:11.85)	(0:12.03)	(0:11.87)	(0:11.89)							
Position	#	Horse/Jockey	Barrier	Top Speed [km/h]	Fastest Section	First 400m								Distance Travelled From Winner [m]
1	3	BELCLARE	3	69.2	0:10.77	0:23.68	1:34.71	1:21.80 [3]	1:11.03 [2]	0:59.24 [2]	0:47.25 [2]	0:35.37 [2]		
		Samantha Spratt		1400-1200	1400-1200		(0:12.91)	(0:10.77)	(0:11.79)	(0:11.99)	(0:11.88)	(0:11.78)		
2	7	TOWN CRYER	7	69.4	0:10.79	0:23.48	1:34.95	1:22.26 [1]	1:11.47 [1]	0:59.62 [1]	0:47.59 [1]	0:35.72 [1]		-3
		Craig Grylls		1400-1200	1400-1200		(0:12.69)	(0:10.79)	(0:11.85)	(0:12.03)	(0:11.87)	(0:11.92)		
3	10	BLISSFUL BELLE	10	67.5	0:11.20	0:24.18	1:35.09	1:22.11 [5]	1:10.91 [5]	0:59.06 [5]	0:46.94 [5]	0:35.13 [5]		-3
		Jonathan Riddell		1600-1400	1400-1200		(0:12.98)	(0:11.20)	(0:11.85)	(0:12.12)	(0:11.81)	(0:11.85)		
4	4	FASHION SHOOT	4	67.8	0:11.03	0:24.72	1:35.11	1:21.42 [10]	1:10.39 [10]	0:58.62 [10]	0:46.49 [10]	0:34.69 [10]		-1
		Owen Bosson		1400-1200	1400-1200		(0:13.69)	(0:11.03)	(0:11.77)	(0:12.13)	(0:11.80)	(0:11.80)		
5	11	GENTIAN BLUE	11	67.4	0:11.14	0:24.43	1:35.25	1:21.96 [7]	1:10.82 [7]	0:58.96 [7]	0:46.92 [7]	0:35.11 [7]		+3
		Kazuya Asano		1400-1200	1400-1200		(0:13.28)	(0:11.14)	(0:11.86)	(0:12.04)	(0:11.81)	(0:11.89)		
6	5	MARIA FARINA	5	68.7	0:10.97	0:24.60	1:35.26	1:21.63 [9]	1:10.66 [9]	0:58.92 [9]	0:46.74 [9]	0:34.99 [9]		-3
		Sam Weatherley		1400-1200	1400-1200		(0:13.63)	(0:10.97)	(0:11.74)	(0:12.18)	(0:11.75)	(0:11.84)		
7	6	PEARL OF ALSACE	6	68.2	0:11.01	0:23.87	1:35.28	1:22.42 [2]	1:11.41 [3]	0:59.56 [4]	0:47.52 [4]	0:35.64 [3]		+1
		Michael McNab		1600-1400	1400-1200		(0:12.86)	(0:11.01)	(0:11.85)	(0:12.04)	(0:11.88)	(0:11.93)		
8	9	KARMAN LINE	9	69.3	0:10.96	0:24.97	1:35.30	1:21.29 [11]	1:10.33 [11]	0:58.55 [11]	0:46.46 [11]	0:34.81 [11]		+0
		Masahiro Hashizume		1400-1200	1400-1200		(0:14.01)	(0:10.96)	(0:11.78)	(0:12.09)	(0:11.65)	(0:11.69)		
9	12	GRAIL SEEKER	12	69.1	0:11.13	0:24.49	1:35.35	1:21.99 [8]	1:10.86 [8]	0:59.02 [8]	0:46.91 [8]	0:35.16 [8]		-1
		Warren Kennedy		1600-1400	1400-1200		(0:13.36)	(0:11.13)	(0:11.84)	(0:12.11)	(0:11.75)	(0:11.88)		
10	8	HI YO SASS BOMB	8	67.2	0:11.13	0:24.35	1:35.54	1:22.32 [6]	1:11.19 [6]	0:59.45 [6]	0:47.38 [6]	0:35.55 [6]		-4
		Vincent Colgan		1400-1200	1400-1200		(0:13.22)	(0:11.13)	(0:11.74)	(0:12.07)	(0:11.83)	(0:11.90)		

Ellerslie NZ
Race 6: NZEA NEW ZEALAND THOROUGHBRED BREEDERS' STAKES
- 1600m

30 March 2024 - 3:28PM

Track Rating: Good 4, Weather: Fine, Rail Position: +7m

Section Field Times							Overall	L1400	L1200	L1000	L800	L600		
							1:34.71	1:22.01	1:11.23	0:59.37	0:47.34	0:35.47		
							(0:12.70)	(0:10.79)	(0:11.85)	(0:12.03)	(0:11.87)	(0:11.89)		
Position	#	Horse/Jockey	Barrier	Top Speed [km/h]	Fastest Section	First 400m								Distance Travelled From Winner [m]
11	2	MUSTANG VALLEY	2	67.9	0:10.98	0:23.95	1:35.73	1:22.76 [4]	1:11.78 [4]	1:00.04 [3]	0:48.02 [3]	0:36.08 [4]		-6
		James Doyle		1400-1200	1400-1200		(0:12.97)	(0:10.98)	(0:11.74)	(0:12.02)	(0:11.94)	(0:12.01)		

Ellerslie NZ
Race 6: NZEA NEW ZEALAND THOROUGHBRED BREEDERS' STAKES
- 1600m

30 March 2024 - 3:28PM

Track Rating: Good 4, Weather: Fine, Rail Position: +7m

Section													
Field Times													
							L400	L200					
							0:23.59	0:12.34					
							(0:11.24)	(0:12.34)					
Position	#	Horse/Jockey	Barrier	Top Speed [km/h]	Fastest Section	First 400m			Margin				Distance Travelled From Winner [m]
1	3	BELCLARE	3	69.2	0:10.77	0:23.68	0:23.59 [1]	0:12.35 [1]	1:34.71				
		Samantha Spratt		1400-1200	1400-1200		(0:11.24)	(0:12.35)					
2	7	TOWN CRYER	7	69.4	0:10.79	0:23.48	0:23.80 [2]	0:12.33 [2]	0.24L				-3
		Craig Grylls		1400-1200	1400-1200		(0:11.47)	(0:12.33)					
3	10	BLISSFUL BELLE	10	67.5	0:11.20	0:24.18	0:23.28 [5]	0:11.93 [4]	0.14L				-3
		Jonathan Riddell		1600-1400	1400-1200		(0:11.35)	(0:11.93)					
4	4	FASHION SHOOT	4	67.8	0:11.03	0:24.72	0:22.89 [11]	0:11.77 [7]	0.02L				-1
		Owen Bosson		1400-1200	1400-1200		(0:11.12)	(0:11.77)					
5	11	GENTIAN BLUE	11	67.4	0:11.14	0:24.43	0:23.22 [7]	0:11.88 [10]	0.14L				+3
		Kazuya Asano		1400-1200	1400-1200		(0:11.34)	(0:11.88)					
6	5	MARIA FARINA	5	68.7	0:10.97	0:24.60	0:23.15 [9]	0:12.00 [5]	0.01L				-3
		Sam Weatherley		1400-1200	1400-1200		(0:11.15)	(0:12.00)					
7	6	PEARL OF ALSACE	6	68.2	0:11.01	0:23.87	0:23.71 [3]	0:12.29 [3]	0.02L				+1
		Michael McNab		1600-1400	1400-1200		(0:11.42)	(0:12.28)					
8	9	KARMAN LINE	9	69.3	0:10.96	0:24.97	0:23.12 [10]	0:11.92 [11]	0.02L				+0
		Masahiro Hashizume		1400-1200	1400-1200		(0:11.20)	(0:11.92)					
9	12	GRAIL SEEKER	12	69.1	0:11.13	0:24.49	0:23.28 [8]	0:11.99 [8]	0.05L				-1
		Warren Kennedy		1600-1400	1400-1200		(0:11.28)	(0:11.99)					
10	8	HI YO SASS BOMB	8	67.2	0:11.13	0:24.35	0:23.65 [6]	0:12.18 [9]	0.19L				-4
		Vincent Colgan		1400-1200	1400-1200		(0:11.47)	(0:12.18)					

Ellerslie NZ
Race 6: NZEA NEW ZEALAND THOROUGHBRED BREEDERS' STAKES
- 1600m

30 March 2024 - 3:28PM

Track Rating: Good 4, Weather: Fine, Rail Position: +7m

Section
 Field Times

L400 L200
 0:23.59 0:12.34
 (0:11.24) (0:12.34)

Position	#	Horse/Jockey	Barrier	Top Speed [km/h]	Fastest Section	First 400m	L400	L200	Margin						Distance Travelled From Winner [m]
11	2	MUSTANG VALLEY	2	67.9	0:10.98	0:23.95	0:24.07 [4]	0:12.43 [6]	0.19L						-6
		James Doyle		1400-1200	1400-1200		(0:11.64)	(0:12.43)							

- [] Position in running at each section and finish # Saddle cloth number
- :-:- No data available at this section ■ Background shading for fastest section
- NA No data available

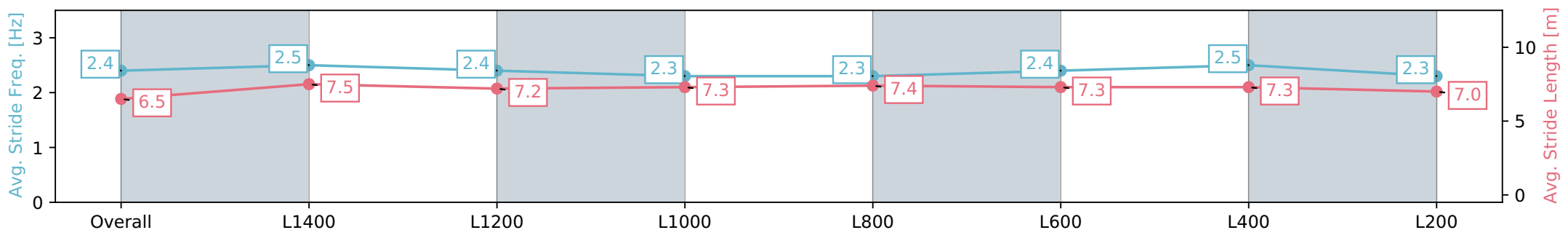
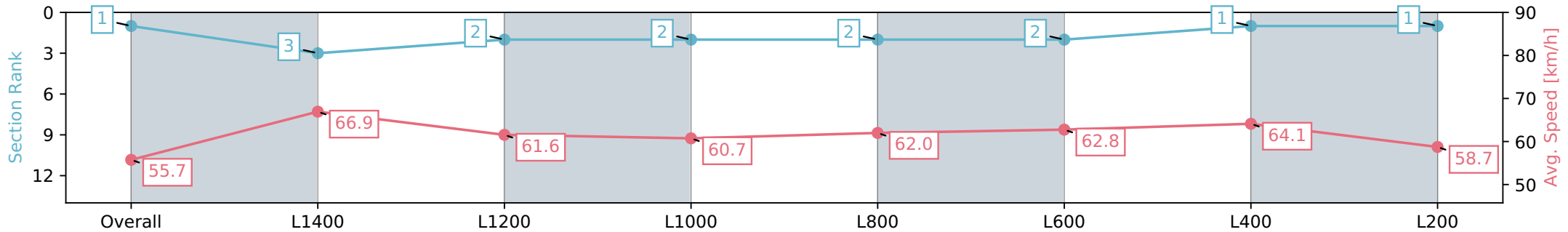
Horse/Jockey Name	BELCLARE
Finish Rank	1
Fastest Section Time (Section)	0:10.77 (L1400)
Top Speed [km/h] (Section)	69.2 (L1400)
Race State	Finished



Ellerslie NZ - Professional
 Race 6: NZEA NEW ZEALAND THOROUGHBRED BREEDERS' STAKES - 1600m
 30 March 2024 - 3:28PM
 Track Rating: Good 4, Weather: Fine, Rail Position: +7m



Section	Overall	L1400	L1200	L1000	L800	L600	L400	L200
Section Times	1:34.71 [1] (0:12.91)	1:21.80 [3] (0:10.77)	1:11.03 [2] (0:11.79)	0:59.24 [2] (0:11.99)	0:47.25 [2] (0:11.88)	0:35.37 [2] (0:11.78)	0:23.59 [1] (0:11.24)	0:12.35 [1] (0:12.35)
Average Speed [km/h]	55.7	66.9	61.6	60.7	62.0	62.8	64.1	58.7
Top Speed [km/h]	68.8	69.2	64.9	62.1	63.3	64.1	65.6	61.9
Avg. Dist. to Rail [m]	4.1	2.9	2.9	3.4	4.7	4.5	3.2	3.3
Avg. Stride Freq. [Hz]	2.4	2.5	2.4	2.3	2.3	2.4	2.5	2.3
Avg. Stride Length [m]	6.5	7.5	7.2	7.3	7.4	7.3	7.3	7.0



- [] Ranking at each section and finish
- :-:- No data available at this section
- NA No data available

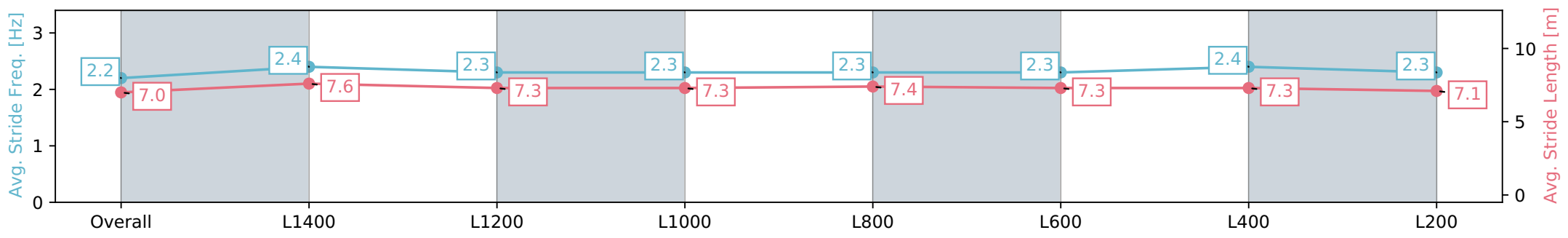
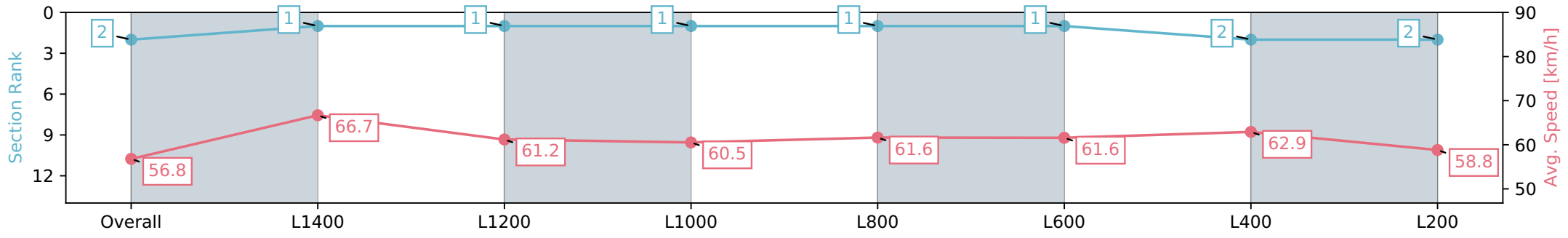
Horse/Jockey Name	TOWN CRYER
Finish Rank	2
Fastest Section Time (Section)	0:10.79 (L1400)
Top Speed [km/h] (Section)	69.4 (L1400)
Race State	Finished



Ellerslie NZ - Professional
 Race 6: NZEA NEW ZEALAND THOROUGHBRED BREEDERS' STAKES - 1600m
 30 March 2024 - 3:28PM
 Track Rating: Good 4, Weather: Fine, Rail Position: +7m



Section	Overall	L1400	L1200	L1000	L800	L600	L400	L200
Section Times	1:34.95 [2] (0:12.69)	1:22.26 [1] (0:10.79)	1:11.47 [1] (0:11.85)	0:59.62 [1] (0:12.03)	0:47.59 [1] (0:11.87)	0:35.72 [1] (0:11.92)	0:23.80 [2] (0:11.47)	0:12.33 [2] (0:12.33)
Average Speed [km/h]	56.8	66.7	61.2	60.5	61.6	61.6	62.9	58.8
Top Speed [km/h]	69.4	69.4	64.7	61.8	62.3	63.8	64.6	60.8
Avg. Dist. to Rail [m]	5.4	1.4	2.7	2.9	3.3	3.7	2.0	1.4
Avg. Stride Freq. [Hz]	2.2	2.4	2.3	2.3	2.3	2.3	2.4	2.3
Avg. Stride Length [m]	7.0	7.6	7.3	7.3	7.4	7.3	7.3	7.1



Report Created: Sat 30 March 2024 13:47:45 GMT+11 (Note: Timing is based on positional data)

- [] Ranking at each section and finish
- :-:- No data available at this section
- NA No data available

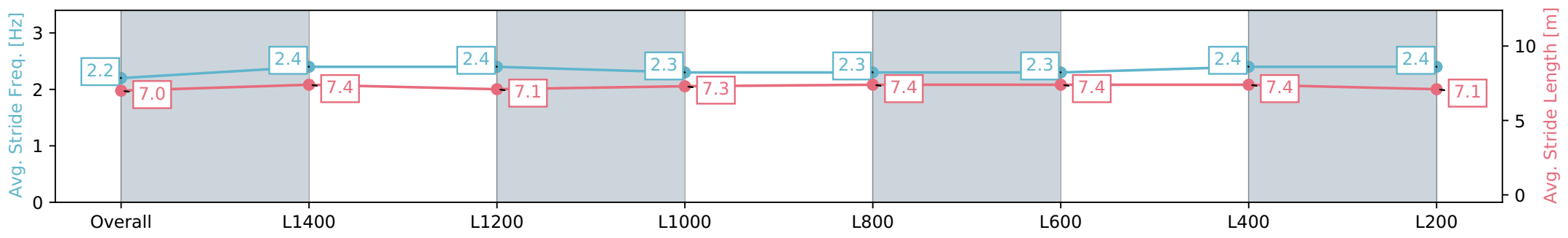
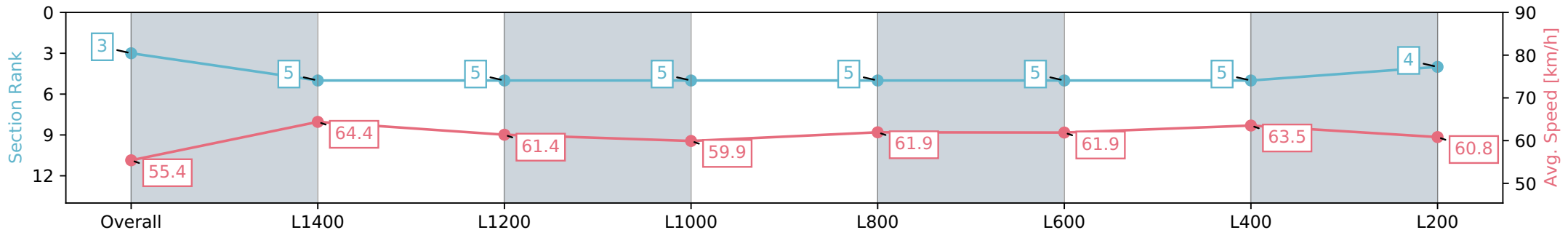
Horse/Jockey Name	BLISSFUL BELLE
Finish Rank	3
Fastest Section Time (Section)	0:11.20 (L1400)
Top Speed [km/h] (Section)	67.5 (Overall)
Race State	Finished



Ellerslie NZ - Professional
 Race 6: NZEA NEW ZEALAND THOROUGHBRED BREEDERS' STAKES - 1600m
 30 March 2024 - 3:28PM
 Track Rating: Good 4, Weather: Fine, Rail Position: +7m



Section	Overall	L1400	L1200	L1000	L800	L600	L400	L200
Section Times	1:35.09 [3] (0:12.98)	1:22.11 [5] (0:11.20)	1:10.91 [5] (0:11.85)	0:59.06 [5] (0:12.12)	0:46.94 [5] (0:11.81)	0:35.13 [5] (0:11.85)	0:23.28 [5] (0:11.35)	0:11.93 [4] (0:11.93)
Average Speed [km/h]	55.4	64.4	61.4	59.9	61.9	61.9	63.5	60.8
Top Speed [km/h]	67.5	66.4	64.3	61.9	63.5	63.6	64.1	63.3
Avg. Dist. to Rail [m]	7.9	3.0	3.1	2.9	3.3	3.3	3.4	5.0
Avg. Stride Freq. [Hz]	2.2	2.4	2.4	2.3	2.3	2.3	2.4	2.4
Avg. Stride Length [m]	7.0	7.4	7.1	7.3	7.4	7.4	7.4	7.1



- [] Ranking at each section and finish
- :-:- No data available at this section
- NA No data available

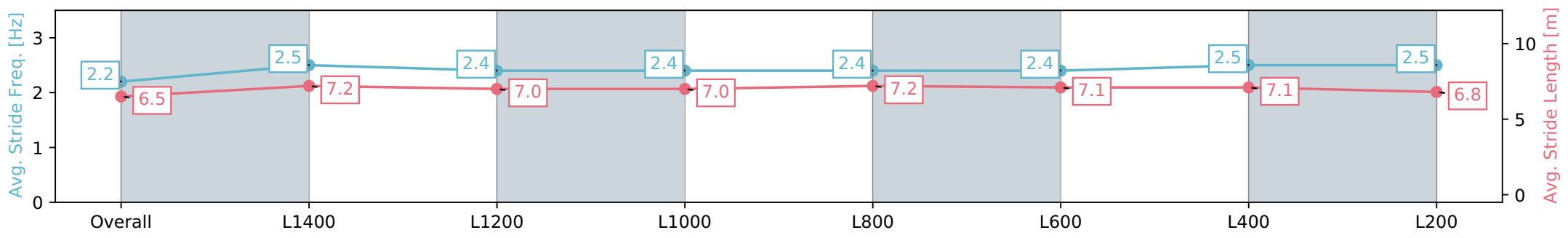
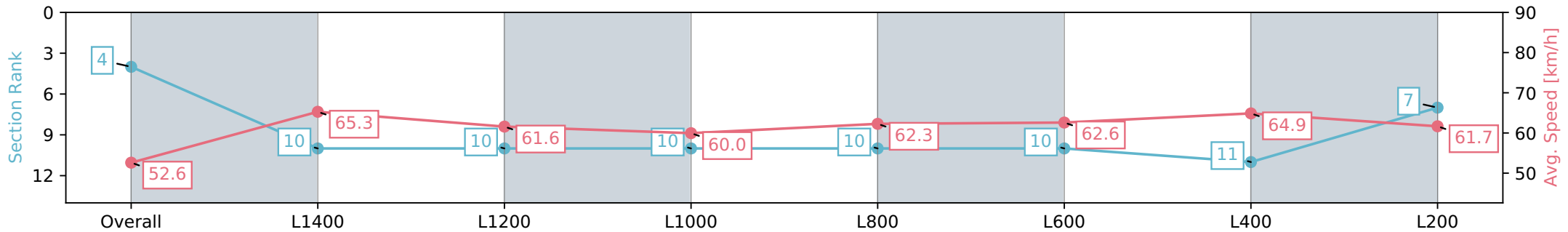
Horse/Jockey Name	FASHION SHOOT
Finish Rank	4
Fastest Section Time (Section)	0:11.03 (L1400)
Top Speed [km/h] (Section)	67.8 (L1400)
Race State	Finished



Ellerslie NZ - Professional
 Race 6: NZEA NEW ZEALAND THOROUGHBRED BREEDERS' STAKES - 1600m
 30 March 2024 - 3:28PM
 Track Rating: Good 4, Weather: Fine, Rail Position: +7m



Section	Overall	L1400	L1200	L1000	L800	L600	L400	L200
Section Times	1:35.11 [4] (0:13.69)	1:21.42 [10] (0:11.03)	1:10.39 [10] (0:11.77)	0:58.62 [10] (0:12.13)	0:46.49 [10] (0:11.80)	0:34.69 [10] (0:11.80)	0:22.89 [11] (0:11.12)	0:11.77 [7] (0:11.77)
Average Speed [km/h]	52.6	65.3	61.6	60.0	62.3	62.6	64.9	61.7
Top Speed [km/h]	67.8	67.8	64.0	61.9	63.7	64.1	66.3	62.6
Avg. Dist. to Rail [m]	6.3	1.3	2.5	3.0	3.9	4.7	3.3	5.9
Avg. Stride Freq. [Hz]	2.2	2.5	2.4	2.4	2.4	2.4	2.5	2.5
Avg. Stride Length [m]	6.5	7.2	7.0	7.0	7.2	7.1	7.1	6.8



- [] Ranking at each section and finish
- :-:- No data available at this section
- NA No data available

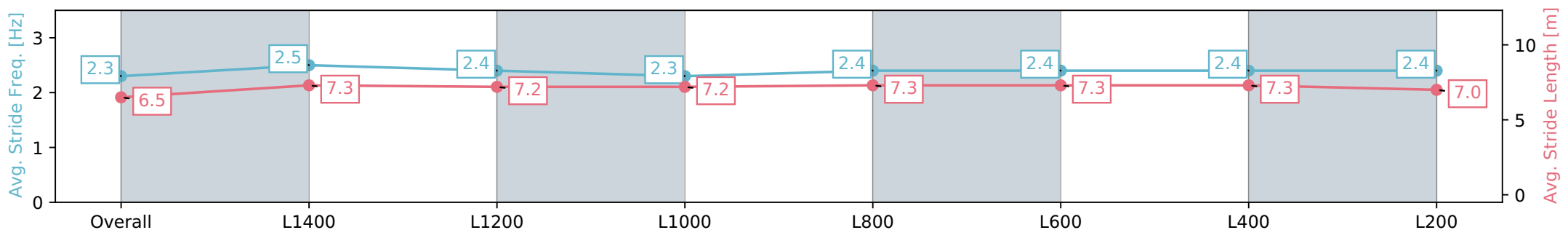
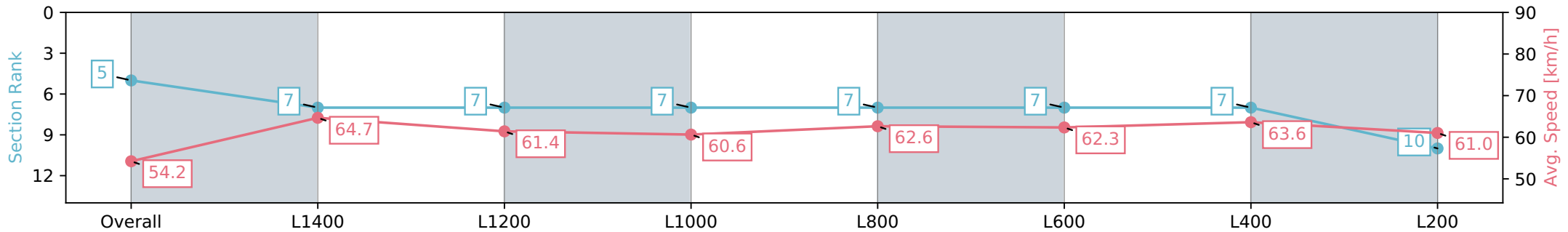
Horse/Jockey Name	GENTIAN BLUE
Finish Rank	5
Fastest Section Time (Section)	0:11.14 (L1400)
Top Speed [km/h] (Section)	67.4 (L1400)
Race State	Finished



Ellerslie NZ - Professional
 Race 6: NZEA NEW ZEALAND THOROUGHBRED BREEDERS' STAKES - 1600m
 30 March 2024 - 3:28PM
 Track Rating: Good 4, Weather: Fine, Rail Position: +7m



Section	Overall	L1400	L1200	L1000	L800	L600	L400	L200
Section Times	1:35.25 [5] (0:13.28)	1:21.96 [7] (0:11.14)	1:10.82 [7] (0:11.86)	0:58.96 [7] (0:12.04)	0:46.92 [7] (0:11.81)	0:35.11 [7] (0:11.89)	0:23.22 [7] (0:11.34)	0:11.88 [10] (0:11.88)
Average Speed [km/h]	54.2	64.7	61.4	60.6	62.6	62.3	63.6	61.0
Top Speed [km/h]	67.1	67.4	62.7	61.7	64.8	64.1	64.6	63.1
Avg. Dist. to Rail [m]	4.4	1.7	4.0	3.9	5.8	5.0	5.5	8.1
Avg. Stride Freq. [Hz]	2.3	2.5	2.4	2.3	2.4	2.4	2.4	2.4
Avg. Stride Length [m]	6.5	7.3	7.2	7.2	7.3	7.3	7.3	7.0



- [] Ranking at each section and finish
- :-:- No data available at this section
- NA No data available

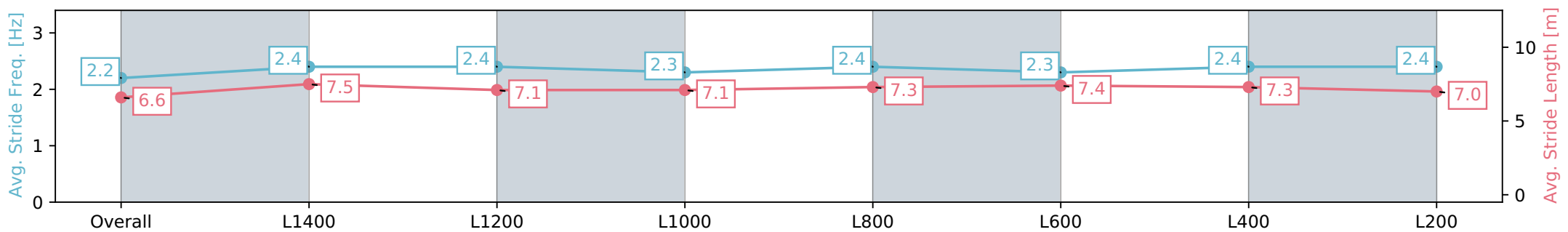
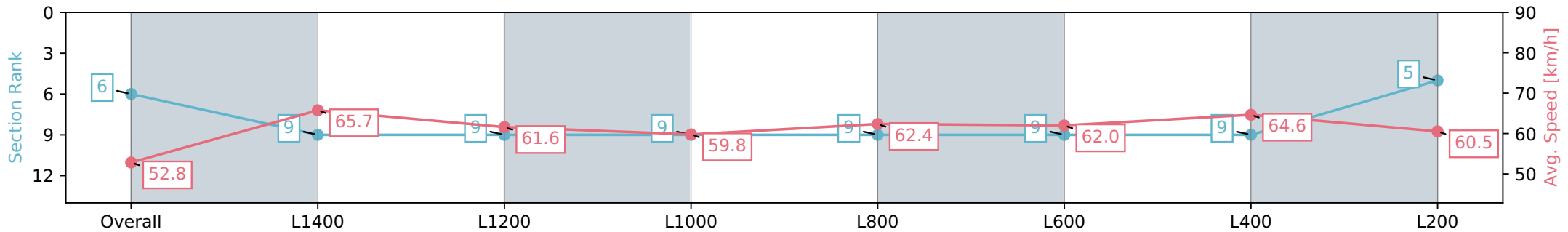
Horse/Jockey Name	MARIA FARINA
Finish Rank	6
Fastest Section Time (Section)	0:10.97 (L1400)
Top Speed [km/h] (Section)	68.7 (L1400)
Race State	Finished



Ellerslie NZ - Professional
 Race 6: NZEA NEW ZEALAND THOROUGHBRED BREEDERS' STAKES - 1600m
 30 March 2024 - 3:28PM
 Track Rating: Good 4, Weather: Fine, Rail Position: +7m



Section	Overall	L1400	L1200	L1000	L800	L600	L400	L200
Section Times	1:35.26 [6] (0:13.63)	1:21.63 [9] (0:10.97)	1:10.66 [9] (0:11.74)	0:58.92 [9] (0:12.18)	0:46.74 [9] (0:11.75)	0:34.99 [9] (0:11.84)	0:23.15 [9] (0:11.15)	0:12.00 [5] (0:12.00)
Average Speed [km/h]	52.8	65.7	61.6	59.8	62.4	62.0	64.6	60.5
Top Speed [km/h]	68.7	68.7	64.3	61.9	63.4	63.7	65.6	63.3
Avg. Dist. to Rail [m]	4.6	0.2	2.2	3.0	3.5	3.5	2.0	2.3
Avg. Stride Freq. [Hz]	2.2	2.4	2.4	2.3	2.4	2.3	2.4	2.4
Avg. Stride Length [m]	6.6	7.5	7.1	7.1	7.3	7.4	7.3	7.0



[] Ranking at each section and finish
 -:-:- No data available at this section
 NA No data available

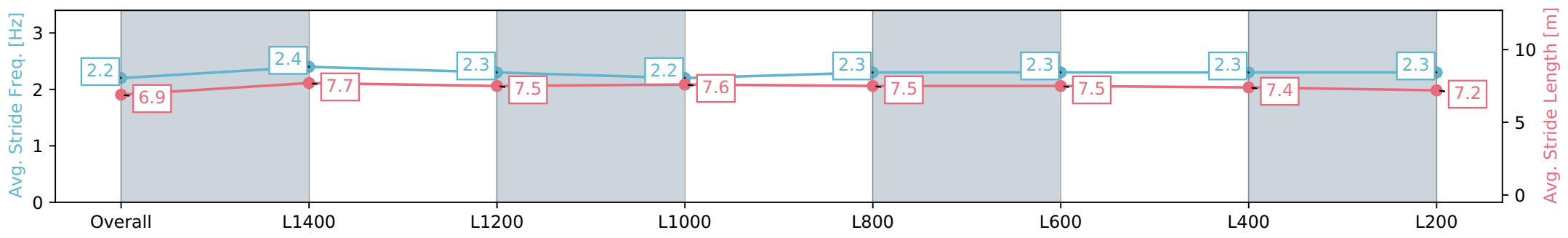
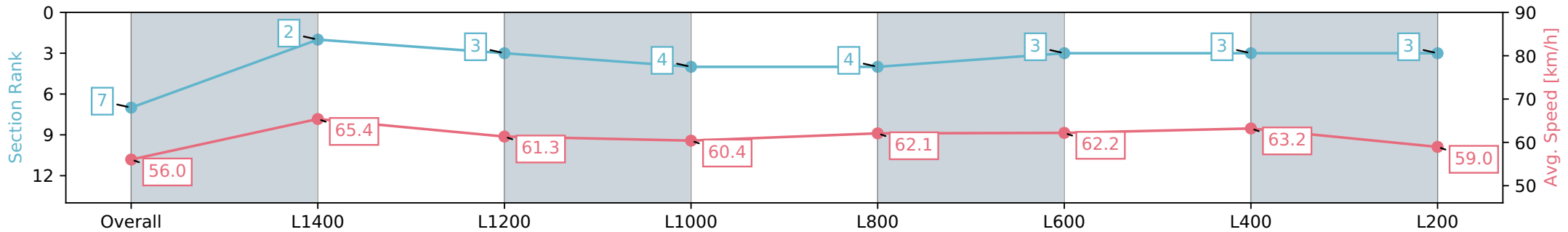
Horse/Jockey Name	PEARL OF ALSACE
Finish Rank	7
Fastest Section Time (Section)	0:11.01 (L1400)
Top Speed [km/h] (Section)	68.2 (Overall)
Race State	Finished



Ellerslie NZ - Professional
 Race 6: NZEA NEW ZEALAND THOROUGHBRED BREEDERS' STAKES - 1600m
 30 March 2024 - 3:28PM
 Track Rating: Good 4, Weather: Fine, Rail Position: +7m



Section	Overall	L1400	L1200	L1000	L800	L600	L400	L200
Section Times	1:35.28 [7] (0:12.86)	1:22.42 [2] (0:11.01)	1:11.41 [3] (0:11.85)	0:59.56 [4] (0:12.04)	0:47.52 [4] (0:11.88)	0:35.64 [3] (0:11.93)	0:23.71 [3] (0:11.42)	0:12.29 [3] (0:12.28)
Average Speed [km/h]	56.0	65.4	61.3	60.4	62.1	62.2	63.2	59.0
Top Speed [km/h]	68.2	67.5	64.0	60.9	63.2	63.2	65.0	61.2
Avg. Dist. to Rail [m]	2.3	1.2	3.0	3.1	5.0	5.2	3.5	3.7
Avg. Stride Freq. [Hz]	2.2	2.4	2.3	2.2	2.3	2.3	2.3	2.3
Avg. Stride Length [m]	6.9	7.7	7.5	7.6	7.5	7.5	7.4	7.2



- [] Ranking at each section and finish
- :-:- No data available at this section
- NA No data available

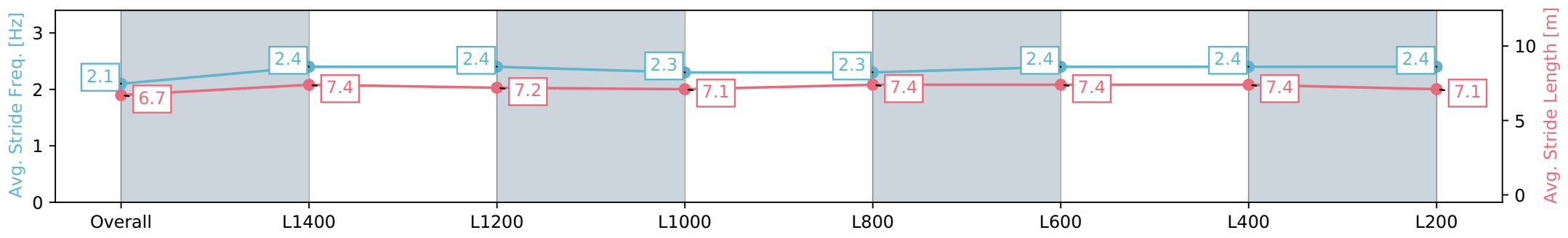
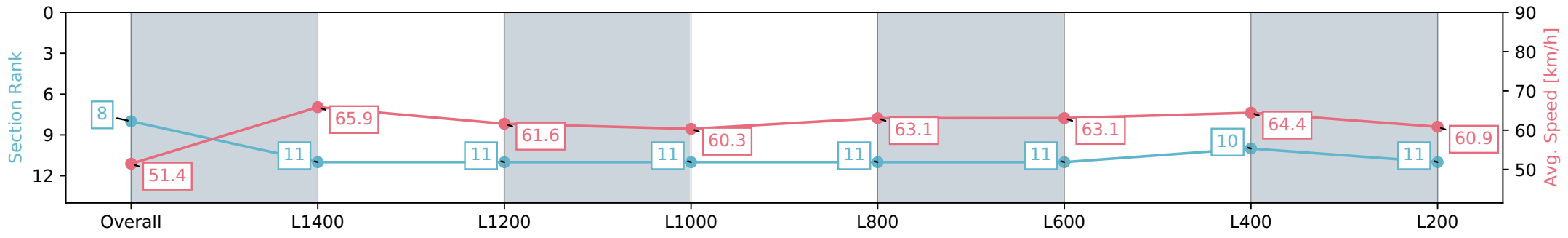
Horse/Jockey Name	KARMAN LINE
Finish Rank	8
Fastest Section Time (Section)	0:10.96 (L1400)
Top Speed [km/h] (Section)	69.3 (L1400)
Race State	Finished



Ellerslie NZ - Professional
 Race 6: NZEA NEW ZEALAND THOROUGHBRED BREEDERS' STAKES - 1600m
 30 March 2024 - 3:28PM
 Track Rating: Good 4, Weather: Fine, Rail Position: +7m



Section	Overall	L1400	L1200	L1000	L800	L600	L400	L200
Section Times	1:35.30 [8] (0:14.01)	1:21.29 [11] (0:10.96)	1:10.33 [11] (0:11.78)	0:58.55 [11] (0:12.09)	0:46.46 [11] (0:11.65)	0:34.81 [11] (0:11.69)	0:23.12 [10] (0:11.20)	0:11.92 [11] (0:11.92)
Average Speed [km/h]	51.4	65.9	61.6	60.3	63.1	63.1	64.4	60.9
Top Speed [km/h]	66.0	69.3	63.3	61.7	64.9	64.5	65.3	63.1
Avg. Dist. to Rail [m]	8.3	2.5	3.5	3.7	4.0	4.1	5.7	9.0
Avg. Stride Freq. [Hz]	2.1	2.4	2.4	2.3	2.3	2.4	2.4	2.4
Avg. Stride Length [m]	6.7	7.4	7.2	7.1	7.4	7.4	7.4	7.1



Report Created: Sat 30 March 2024 13:48:07 GMT+11 (Note: Timing is based on positional data)

- [] Ranking at each section and finish
- :-:- No data available at this section
- NA No data available

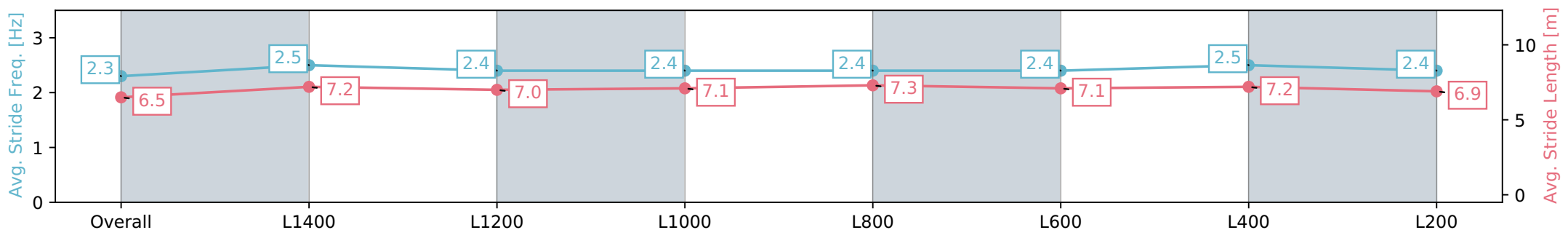
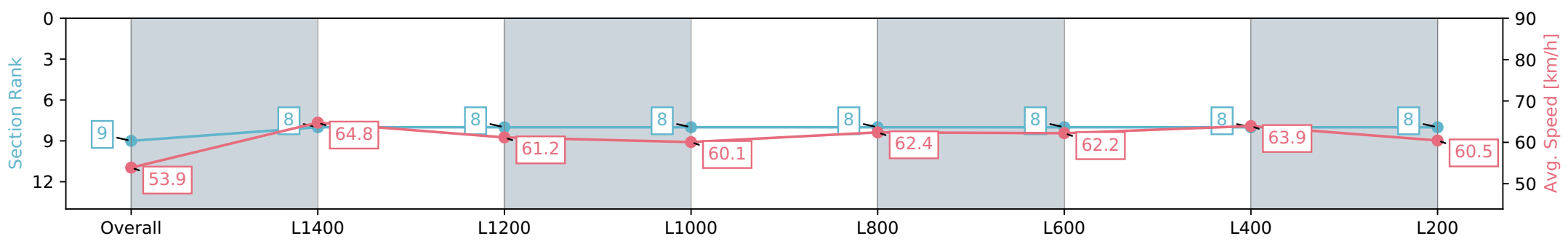
Horse/Jockey Name	GRAIL SEEKER
Finish Rank	9
Fastest Section Time (Section)	0:11.13 (L1400)
Top Speed [km/h] (Section)	69.1 (Overall)
Race State	Finished



Ellerslie NZ - Professional
 Race 6: NZEA NEW ZEALAND THOROUGHBRED BREEDERS' STAKES - 1600m
 30 March 2024 - 3:28PM
 Track Rating: Good 4, Weather: Fine, Rail Position: +7m



Section	Overall	L1400	L1200	L1000	L800	L600	L400	L200
Section Times	1:35.35 [9] (0:13.36)	1:21.99 [8] (0:11.13)	1:10.86 [8] (0:11.84)	0:59.02 [8] (0:12.11)	0:46.91 [8] (0:11.75)	0:35.16 [8] (0:11.88)	0:23.28 [8] (0:11.28)	0:11.99 [8] (0:11.99)
Average Speed [km/h]	53.9	64.8	61.2	60.1	62.4	62.2	63.9	60.5
Top Speed [km/h]	69.1	68.7	62.7	61.4	64.7	63.4	66.3	63.2
Avg. Dist. to Rail [m]	2.3	0.5	2.7	2.8	3.7	4.7	4.7	7.3
Avg. Stride Freq. [Hz]	2.3	2.5	2.4	2.4	2.4	2.4	2.5	2.4
Avg. Stride Length [m]	6.5	7.2	7.0	7.1	7.3	7.1	7.2	6.9



- [] Ranking at each section and finish
- :-:- No data available at this section
- NA No data available

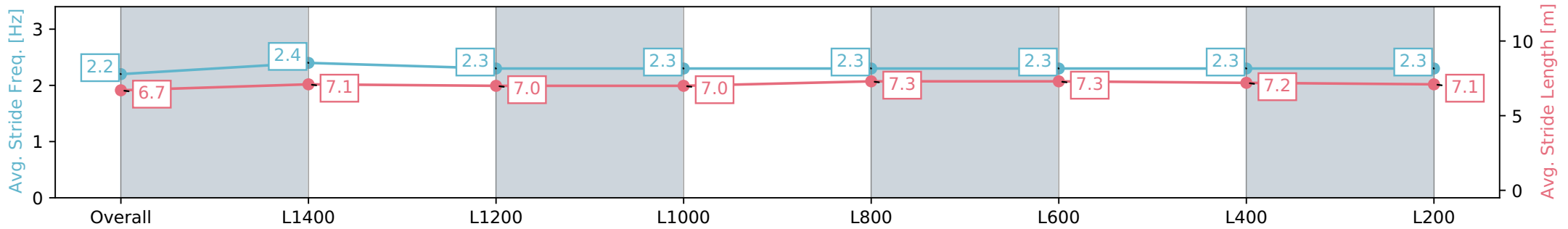
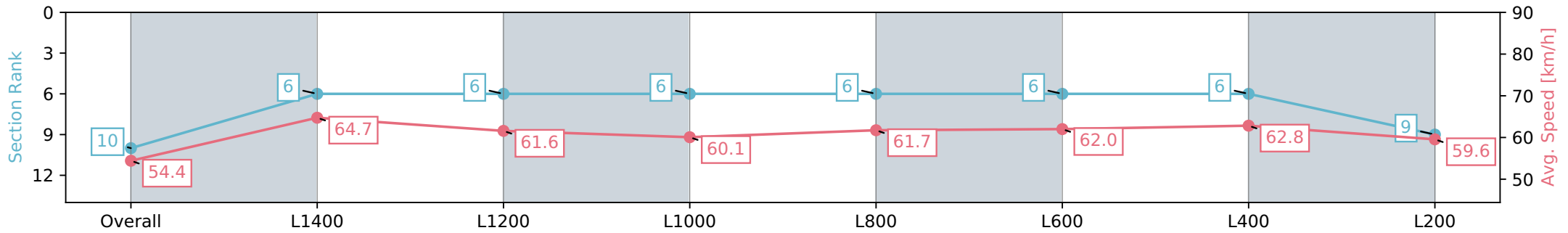
Horse/Jockey Name	HI YO SASS BOMB
Finish Rank	10
Fastest Section Time (Section)	0:11.13 (L1400)
Top Speed [km/h] (Section)	67.2 (L1400)
Race State	Finished



Ellerslie NZ - Professional
 Race 6: NZEA NEW ZEALAND THOROUGHBRED BREEDERS' STAKES - 1600m
 30 March 2024 - 3:28PM
 Track Rating: Good 4, Weather: Fine, Rail Position: +7m



Section	Overall	L1400	L1200	L1000	L800	L600	L400	L200
Section Times	1:35.54 [10] (0:13.22)	1:22.32 [6] (0:11.13)	1:11.19 [6] (0:11.74)	0:59.45 [6] (0:12.07)	0:47.38 [6] (0:11.83)	0:35.55 [6] (0:11.90)	0:23.65 [6] (0:11.47)	0:12.18 [9] (0:12.18)
Average Speed [km/h]	54.4	64.7	61.6	60.1	61.7	62.0	62.8	59.6
Top Speed [km/h]	67.2	67.2	63.4	61.0	62.7	62.4	63.8	61.6
Avg. Dist. to Rail [m]	0.6	0.2	1.6	2.0	3.3	4.0	2.6	2.5
Avg. Stride Freq. [Hz]	2.2	2.4	2.3	2.3	2.3	2.3	2.3	2.3
Avg. Stride Length [m]	6.7	7.1	7.0	7.0	7.3	7.3	7.2	7.1



- [] Ranking at each section and finish
- :-:- No data available at this section
- NA No data available

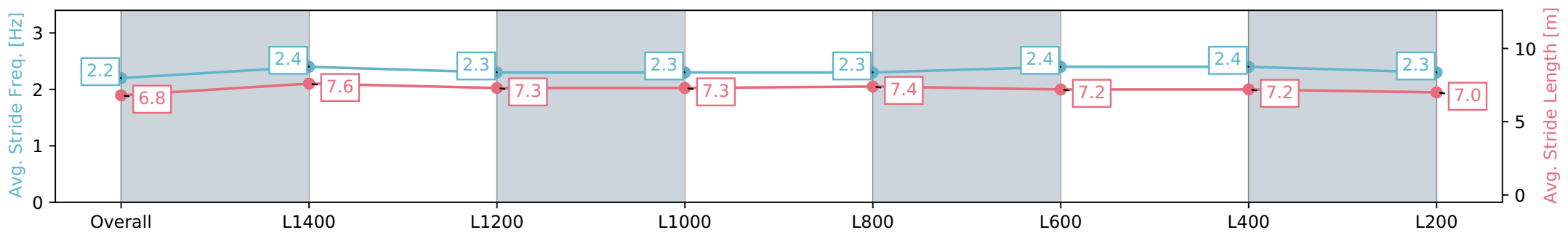
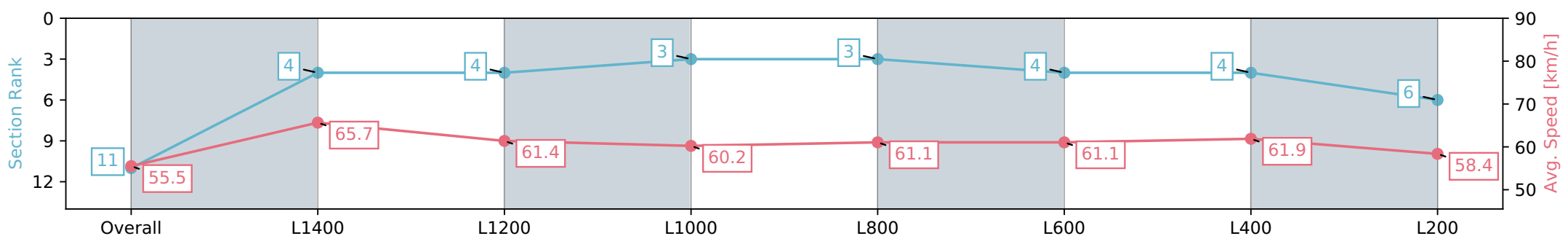
Horse/Jockey Name	MUSTANG VALLEY
Finish Rank	11
Fastest Section Time (Section)	0:10.98 (L1400)
Top Speed [km/h] (Section)	67.9 (L1400)
Race State	Finished



Ellerslie NZ - Professional
 Race 6: NZEA NEW ZEALAND THOROUGHBRED BREEDERS' STAKES - 1600m
 30 March 2024 - 3:28PM
 Track Rating: Good 4, Weather: Fine, Rail Position: +7m



Section	Overall	L1400	L1200	L1000	L800	L600	L400	L200
Section Times	1:35.73 [11] (0:12.97)	1:22.76 [4] (0:10.98)	1:11.78 [4] (0:11.74)	1:00.04 [3] (0:12.02)	0:48.02 [3] (0:11.94)	0:36.08 [4] (0:12.01)	0:24.07 [4] (0:11.64)	0:12.43 [6] (0:12.43)
Average Speed [km/h]	55.5	65.7	61.4	60.2	61.1	61.1	61.9	58.4
Top Speed [km/h]	67.8	67.9	64.8	61.1	62.4	63.5	63.5	60.2
Avg. Dist. to Rail [m]	1.7	0.4	1.0	1.1	2.7	3.1	2.6	3.2
Avg. Stride Freq. [Hz]	2.2	2.4	2.3	2.3	2.3	2.4	2.4	2.3
Avg. Stride Length [m]	6.8	7.6	7.3	7.3	7.4	7.2	7.2	7.0



- [] Ranking at each section and finish
- :-:- No data available at this section
- NA No data available