

Track Rating: Good 4, Weather: Fine, Rail Position: +7m

| Section | | | | | | | | | | | | | | |
|-------------|----|-------------------------|-----------|------------------|-----------------|------------|-----------|--------------|--------------|--------------|--------------|--------------|----------------|-----|
| Field Times | | | | | | | | | | | | | | |
| | | Overall | L1000 | L800 | L600 | L400 | L200 | | | | | Margin | Distance | |
| | | 1:09.83 | 0:56.93 | 0:45.52 | 0:34.03 | 0:22.37 | 0:11.46 | | | | | | Travelled From | |
| | | (0:12.90) | (0:11.40) | (0:11.49) | (0:11.66) | (0:10.91) | (0:11.46) | | | | | | Winner [m] | |
| Position | # | Horse/Jockey | Barrier | Top Speed [km/h] | Fastest Section | First 400m | | | | | | | | |
| 1 | 1 | MARENGO | 1 | 67.7 | 0:10.78 | 0:24.55 | 1:09.83 | 0:56.65 [3] | 0:45.28 [5] | 0:33.79 [4] | 0:22.22 [3] | 0:11.44 [2] | 1:09.83 | |
| | | Warren Kennedy | | 400-200 | 400-200 | | (0:13.18) | (0:11.37) | (0:11.49) | (0:11.56) | (0:10.78) | (0:11.44) | | |
| 2 | 8 | WIND OF CHANGE | 8 | 67.1 | 0:10.91 | 0:24.30 | 1:10.14 | 0:57.24 [1] | 0:45.84 [1] | 0:34.35 [1] | 0:22.69 [1] | 0:11.78 [1] | 0.31L | -1 |
| | | Craig Grylls | | 400-200 | 400-200 | | (0:12.90) | (0:11.40) | (0:11.49) | (0:11.66) | (0:10.91) | (0:11.78) | | |
| 3 | 6 | NIGHT NIGHT DORA | 6 | 66.9 | 0:10.93 | 0:24.36 | 1:10.25 | 0:57.09 [2] | 0:45.89 [2] | 0:34.40 [2] | 0:22.74 [2] | 0:11.81 [3] | 0.11L | +2 |
| | | Kazuya Asano | | 400-200 | 400-200 | | (0:13.16) | (0:11.20) | (0:11.49) | (0:11.66) | (0:10.93) | (0:11.81) | | |
| 4 | 5 | LOVEAROADIE | 5 | 67.7 | 0:10.87 | 0:24.48 | 1:10.39 | 0:57.18 [4] | 0:45.91 [3] | 0:34.36 [3] | 0:22.61 [5] | 0:11.74 [4] | 0.14L | +10 |
| | | Ace Lawson-Carroll | | 400-200 | 400-200 | | (0:13.21) | (0:11.27) | (0:11.55) | (0:11.75) | (0:10.87) | (0:11.74) | | |
| 5 | 4 | WILD WEST | 4 | 67.5 | 0:10.88 | 0:25.22 | 1:10.50 | 0:56.44 [11] | 0:45.28 [10] | 0:33.94 [9] | 0:22.40 [9] | 0:11.52 [8] | 0.11L | -1 |
| | | Masahiro Hashizume | | 800-600 | 400-200 | | (0:14.06) | (0:11.16) | (0:11.34) | (0:11.54) | (0:10.88) | (0:11.52) | | |
| 6 | 9 | ACQUARELLO | 9 | 66.8 | 0:10.92 | 0:24.81 | 1:10.53 | 0:56.92 [8] | 0:45.72 [8] | 0:34.19 [7] | 0:22.56 [7] | 0:11.64 [6] | 0.03L | +2 |
| | | Michael McNab | | 400-200 | 400-200 | | (0:13.61) | (0:11.20) | (0:11.53) | (0:11.63) | (0:10.92) | (0:11.64) | | |
| 7 | 2 | CANNY MAN | 2 | 66.9 | 0:11.03 | 0:24.72 | 1:10.53 | 0:57.12 [7] | 0:45.81 [6] | 0:34.20 [6] | 0:22.64 [6] | 0:11.61 [7] | 1:10.53 | -2 |
| | | Ngakau Hailey | | 400-200 | 400-200 | | (0:13.41) | (0:11.31) | (0:11.61) | (0:11.56) | (0:11.03) | (0:11.61) | | |
| 8 | 11 | NO AGENDA NIGEL | 11 | 67.2 | 0:11.01 | 0:24.51 | 1:10.56 | 0:57.21 [5] | 0:46.05 [4] | 0:34.47 [5] | 0:22.86 [4] | 0:11.85 [5] | 0.03L | +2 |
| | | Triston Moodley | | 400-200 | 400-200 | | (0:13.35) | (0:11.16) | (0:11.57) | (0:11.61) | (0:11.01) | (0:11.85) | | |
| 9 | 10 | LATRELLE | 10 | 68.3 | 0:10.80 | 0:25.22 | 1:10.86 | 0:57.07 [10] | 0:45.64 [11] | 0:34.09 [11] | 0:22.50 [11] | 0:11.70 [10] | 0.3L | +5 |
| | | Opie Bosson | | 400-200 | 400-200 | | (0:13.79) | (0:11.43) | (0:11.55) | (0:11.59) | (0:10.80) | (0:11.70) | | |
| 10 | 3 | SWERVE | 3 | 66.8 | 0:10.98 | 0:24.74 | 1:11.02 | 0:57.65 [6] | 0:46.28 [7] | 0:34.67 [8] | 0:22.97 [8] | 0:11.99 [9] | 0.16L | +9 |
| | | Katie Hercock | | 1200-1000 | 400-200 | | (0:13.37) | (0:11.37) | (0:11.61) | (0:11.70) | (0:10.98) | (0:11.99) | | |

Track Rating: Good 4, Weather: Fine, Rail Position: +7m

| Section | | | | | | | | Overall | L1000 | L800 | L600 | L400 | L200 | | |
|-------------|---|----------------|---------|------------------|-----------------|------------|-----------|-------------|-------------|--------------|--------------|--------------|-----------|------------------------------------|--|
| Field Times | | | | | | | | 1:09.83 | 0:56.93 | 0:45.52 | 0:34.03 | 0:22.37 | 0:11.46 | | |
| | | | | | | | | (0:12.90) | (0:11.40) | (0:11.49) | (0:11.66) | (0:10.91) | (0:11.46) | | |
| Position | # | Horse/Jockey | Barrier | Top Speed [km/h] | Fastest Section | First 400m | | | | | | | Margin | Distance Travelled From Winner [m] | |
| 11 | 7 | SHEENA | 7 | 67.3 | 0:10.99 | 0:25.02 | 1:11.96 | 0:58.25 [9] | 0:46.94 [9] | 0:35.25 [10] | 0:23.64 [10] | 0:12.65 [11] | 0.94L | +7 | |
| | | Doni Prastiyou | | 400-200 | 400-200 | | (0:13.71) | (0:11.31) | (0:11.69) | (0:11.61) | (0:10.99) | (0:12.65) | | | |

| | |
|--------------------------------|----------------|
| Horse/Jockey Name | MARENGO |
| Finish Rank | 1 |
| Fastest Section Time (Section) | 0:10.78 (L400) |
| Top Speed [km/h] (Section) | 67.7 (L400) |
| Race State | Finished |



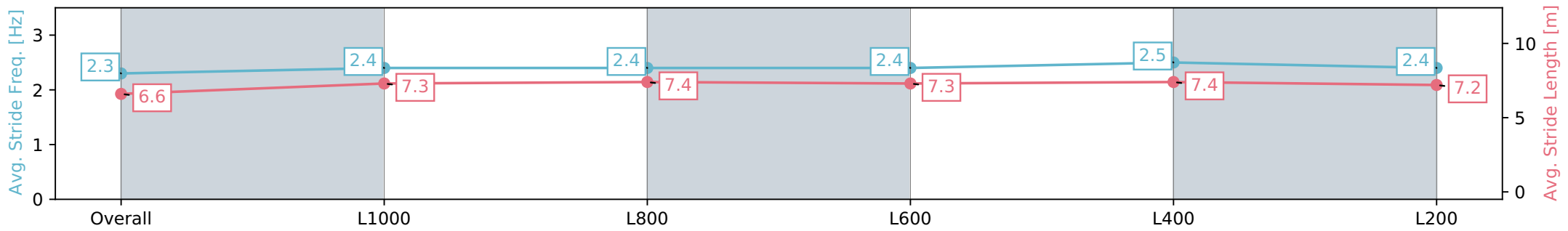
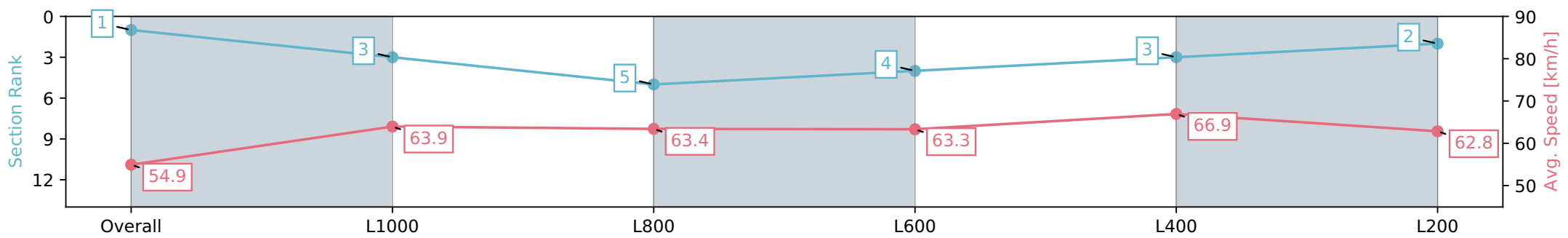
Ellerslie NZ - Professional
Race 4: JAMIESON PARK 1200 - 1200m



30 March 2024 - 2:10PM

Track Rating: Good 4, Weather: Fine, Rail Position: +7m

| Section | Overall | L1000 | L800 | L600 | L400 | L200 |
|------------------------|--------------------------|--------------------------|--------------------------|--------------------------|--------------------------|--------------------------|
| Section Times | 1:09.83 [1] (0:13.18) | 0:56.65 [3] (0:11.37) | 0:45.28 [5] (0:11.49) | 0:33.79 [4] (0:11.56) | 0:22.22 [3] (0:10.78) | 0:11.44 [2] (0:11.44) |
| Average Speed [km/h] | 54.9 | 63.9 | 63.4 | 63.3 | 66.9 | 62.8 |
| Top Speed [km/h] | 65.1 | 66.0 | 64.5 | 65.8 | 67.7 | 67.1 |
| Avg. Dist. to Rail [m] | 3.2 | 2.7 | 2.5 | 3.1 | 3.0 | 3.4 |
| Avg. Stride Freq. [Hz] | 2.3 | 2.4 | 2.4 | 2.4 | 2.5 | 2.4 |
| Avg. Stride Length [m] | 6.6 | 7.3 | 7.4 | 7.3 | 7.4 | 7.2 |



- [] Ranking at each section and finish
- :-:- No data available at this section
- NA No data available

| | |
|--------------------------------|----------------|
| Horse/Jockey Name | WIND OF CHANGE |
| Finish Rank | 2 |
| Fastest Section Time (Section) | 0:10.91 (L400) |
| Top Speed [km/h] (Section) | 67.1 (L400) |
| Race State | Finished |



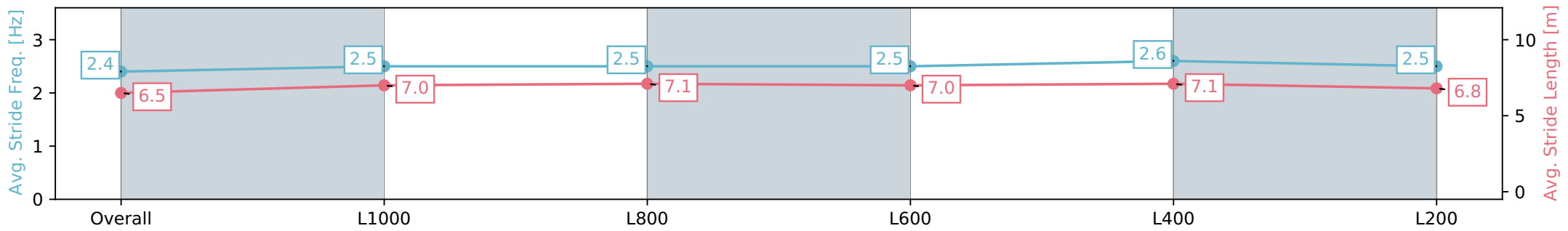
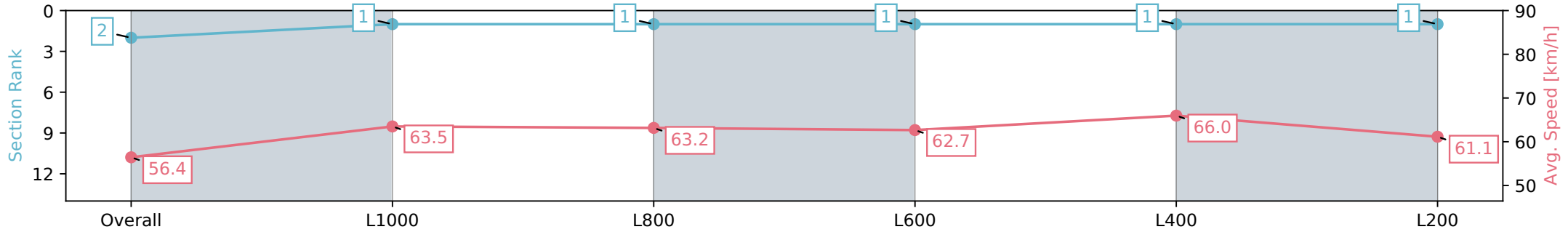
Ellerslie NZ - Professional
Race 4: JAMIESON PARK 1200 - 1200m



30 March 2024 - 2:10PM

Track Rating: Good 4, Weather: Fine, Rail Position: +7m

| Section | Overall | L1000 | L800 | L600 | L400 | L200 |
|------------------------|--------------------------|--------------------------|--------------------------|--------------------------|--------------------------|--------------------------|
| Section Times | 1:10.14 [2] (0:12.90) | 0:57.24 [1] (0:11.40) | 0:45.84 [1] (0:11.49) | 0:34.35 [1] (0:11.66) | 0:22.69 [1] (0:10.91) | 0:11.78 [1] (0:11.78) |
| Average Speed [km/h] | 56.4 | 63.5 | 63.2 | 62.7 | 66.0 | 61.1 |
| Top Speed [km/h] | 64.7 | 64.4 | 64.1 | 65.5 | 67.1 | 65.2 |
| Avg. Dist. to Rail [m] | 9.3 | 1.5 | 1.7 | 2.4 | 2.1 | 2.2 |
| Avg. Stride Freq. [Hz] | 2.4 | 2.5 | 2.5 | 2.5 | 2.6 | 2.5 |
| Avg. Stride Length [m] | 6.5 | 7.0 | 7.1 | 7.0 | 7.1 | 6.8 |



- [] Ranking at each section and finish
- :-:- No data available at this section
- NA No data available

| | |
|--------------------------------|------------------|
| Horse/Jockey Name | NIGHT NIGHT DORA |
| Finish Rank | 3 |
| Fastest Section Time (Section) | 0:10.93 (L400) |
| Top Speed [km/h] (Section) | 66.9 (L400) |
| Race State | Finished |



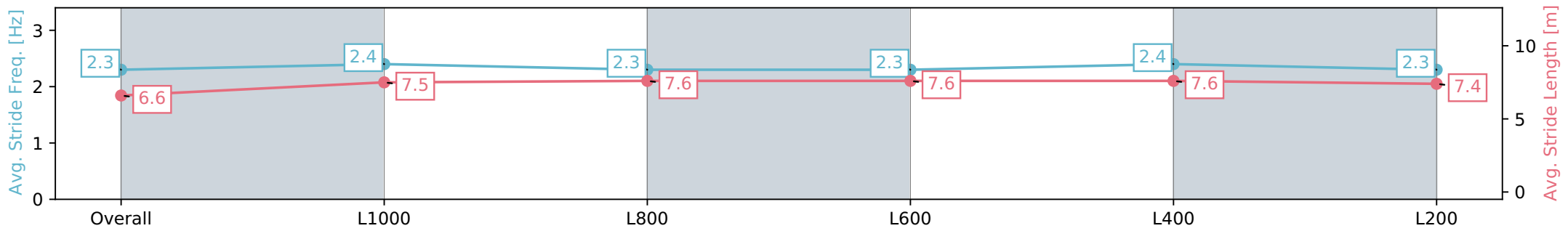
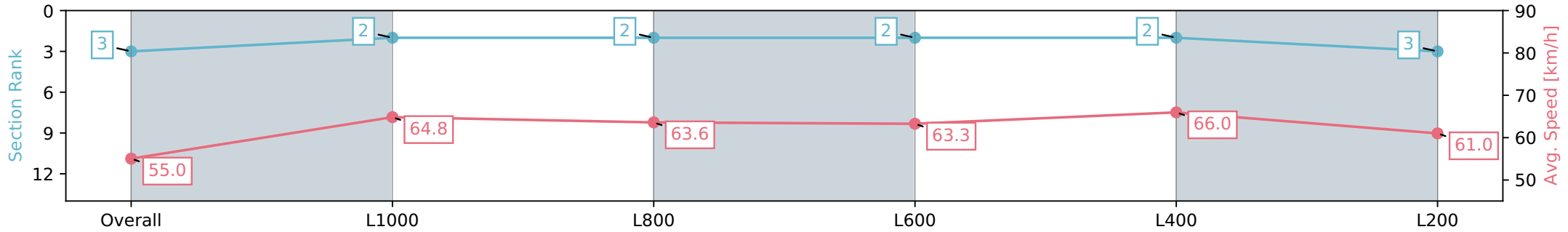
Ellerslie NZ - Professional
Race 4: JAMIESON PARK 1200 - 1200m



30 March 2024 - 2:10PM

Track Rating: Good 4, Weather: Fine, Rail Position: +7m

| Section | Overall | L1000 | L800 | L600 | L400 | L200 |
|------------------------|--------------------------|--------------------------|--------------------------|--------------------------|--------------------------|--------------------------|
| Section Times | 1:10.25 [3] (0:13.16) | 0:57.09 [2] (0:11.20) | 0:45.89 [2] (0:11.49) | 0:34.40 [2] (0:11.66) | 0:22.74 [2] (0:10.93) | 0:11.81 [3] (0:11.81) |
| Average Speed [km/h] | 55.0 | 64.8 | 63.6 | 63.3 | 66.0 | 61.0 |
| Top Speed [km/h] | 64.3 | 66.3 | 64.2 | 64.7 | 66.9 | 65.6 |
| Avg. Dist. to Rail [m] | 4.0 | 2.5 | 2.8 | 4.4 | 4.2 | 5.4 |
| Avg. Stride Freq. [Hz] | 2.3 | 2.4 | 2.3 | 2.3 | 2.4 | 2.3 |
| Avg. Stride Length [m] | 6.6 | 7.5 | 7.6 | 7.6 | 7.6 | 7.4 |



- [] Ranking at each section and finish
- :-:- No data available at this section
- NA No data available

| | |
|--------------------------------|----------------|
| Horse/Jockey Name | LOVEARODIE |
| Finish Rank | 4 |
| Fastest Section Time (Section) | 0:10.87 (L400) |
| Top Speed [km/h] (Section) | 67.7 (L400) |
| Race State | Finished |



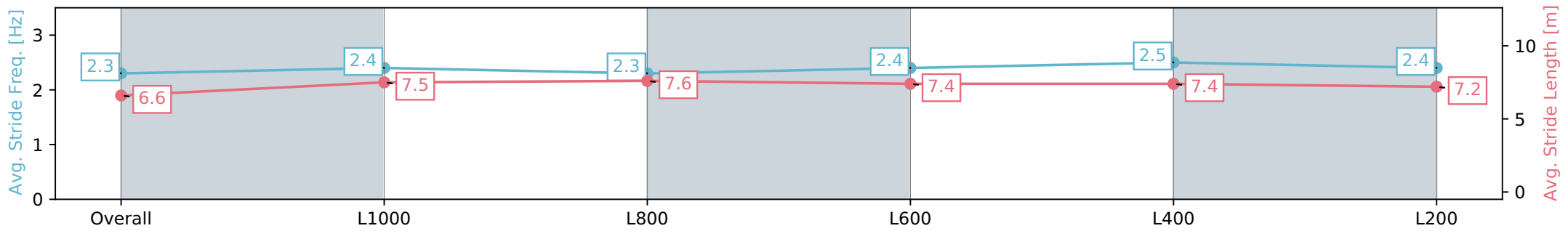
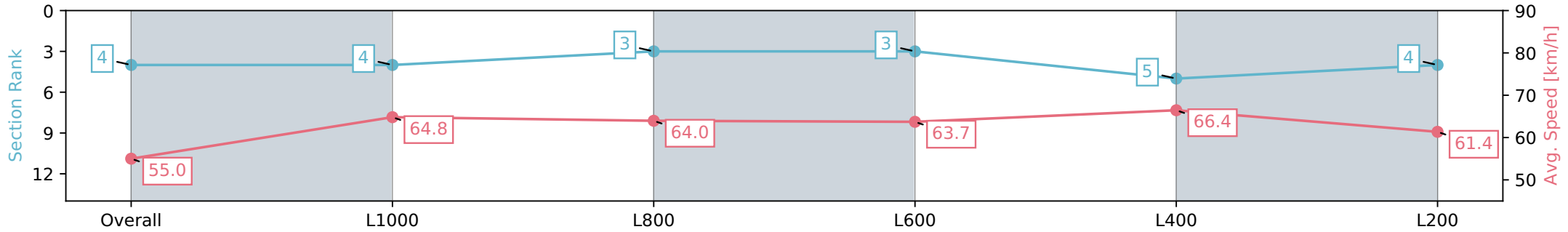
Ellerslie NZ - Professional
Race 4: JAMIESON PARK 1200 - 1200m



30 March 2024 - 2:10PM

Track Rating: Good 4, Weather: Fine, Rail Position: +7m

| Section | Overall | L1000 | L800 | L600 | L400 | L200 |
|------------------------|--------------------------|--------------------------|--------------------------|--------------------------|--------------------------|--------------------------|
| Section Times | 1:10.39 [4] (0:13.21) | 0:57.18 [4] (0:11.27) | 0:45.91 [3] (0:11.55) | 0:34.36 [3] (0:11.75) | 0:22.61 [5] (0:10.87) | 0:11.74 [4] (0:11.74) |
| Average Speed [km/h] | 55.0 | 64.8 | 64.0 | 63.7 | 66.4 | 61.4 |
| Top Speed [km/h] | 64.6 | 65.5 | 65.0 | 64.8 | 67.7 | 64.7 |
| Avg. Dist. to Rail [m] | 7.6 | 4.3 | 5.1 | 7.0 | 5.9 | 6.6 |
| Avg. Stride Freq. [Hz] | 2.3 | 2.4 | 2.3 | 2.4 | 2.5 | 2.4 |
| Avg. Stride Length [m] | 6.6 | 7.5 | 7.6 | 7.4 | 7.4 | 7.2 |



- [] Ranking at each section and finish
- :-:- No data available at this section
- NA No data available

| | |
|--------------------------------|----------------|
| Horse/Jockey Name | WILD WEST |
| Finish Rank | 5 |
| Fastest Section Time (Section) | 0:10.88 (L400) |
| Top Speed [km/h] (Section) | 67.5 (L800) |
| Race State | Finished |

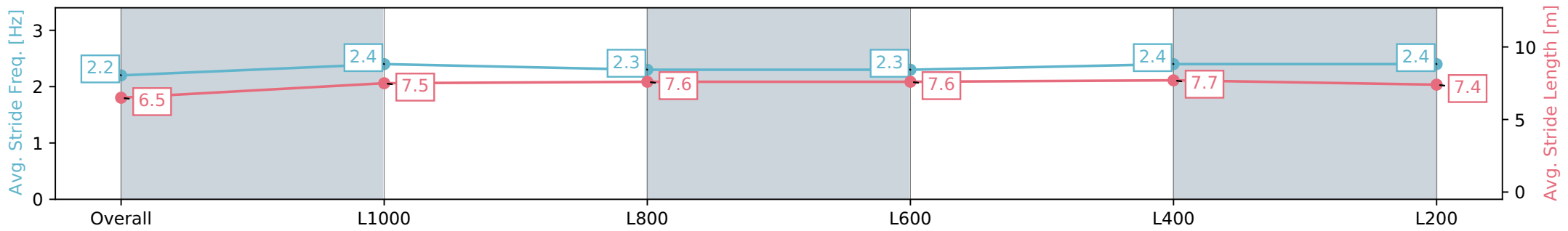
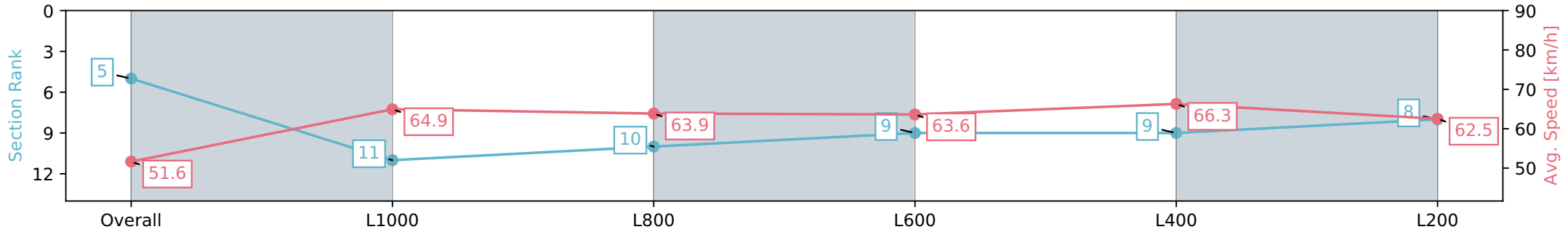


Ellerslie NZ - Professional
 Race 4: JAMIESON PARK 1200 - 1200m
 30 March 2024 - 2:10PM



Track Rating: Good 4, Weather: Fine, Rail Position: +7m

| Section | Overall | L1000 | L800 | L600 | L400 | L200 |
|------------------------|--------------------------|---------------------------|---------------------------|--------------------------|--------------------------|--------------------------|
| Section Times | 1:10.50 [5] (0:14.06) | 0:56.44 [11] (0:11.16) | 0:45.28 [10] (0:11.34) | 0:33.94 [9] (0:11.54) | 0:22.40 [9] (0:10.88) | 0:11.52 [8] (0:11.52) |
| Average Speed [km/h] | 51.6 | 64.9 | 63.9 | 63.6 | 66.3 | 62.5 |
| Top Speed [km/h] | 63.4 | 67.2 | 67.5 | 65.4 | 67.0 | 65.5 |
| Avg. Dist. to Rail [m] | 7.0 | 1.2 | 1.3 | 3.4 | 4.3 | 5.4 |
| Avg. Stride Freq. [Hz] | 2.2 | 2.4 | 2.3 | 2.3 | 2.4 | 2.4 |
| Avg. Stride Length [m] | 6.5 | 7.5 | 7.6 | 7.6 | 7.7 | 7.4 |



- [] Ranking at each section and finish
- :-:- No data available at this section
- NA No data available

| | |
|--------------------------------|----------------|
| Horse/Jockey Name | ACQUARELLO |
| Finish Rank | 6 |
| Fastest Section Time (Section) | 0:10.92 (L400) |
| Top Speed [km/h] (Section) | 66.8 (L400) |
| Race State | Finished |



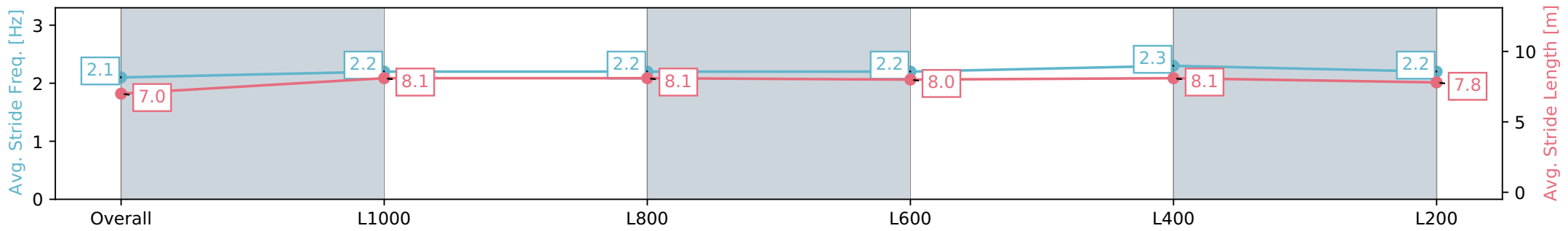
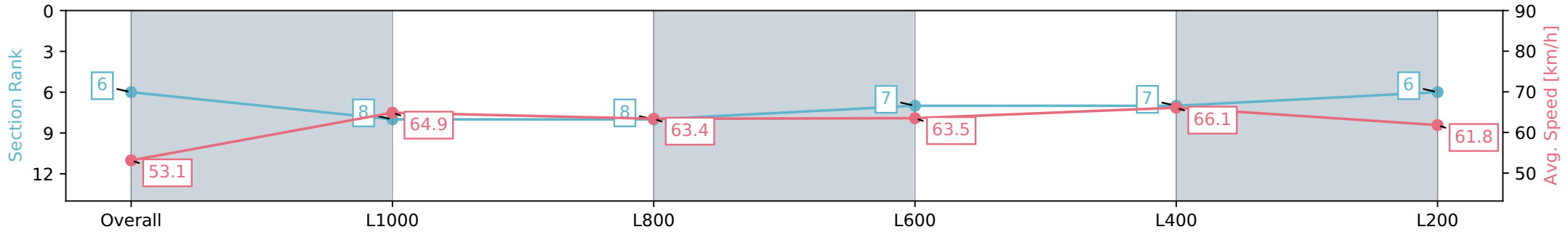
Ellerslie NZ - Professional
Race 4: JAMIESON PARK 1200 - 1200m



30 March 2024 - 2:10PM

Track Rating: Good 4, Weather: Fine, Rail Position: +7m

| Section | Overall | L1000 | L800 | L600 | L400 | L200 |
|------------------------|--------------------------|--------------------------|--------------------------|--------------------------|--------------------------|--------------------------|
| Section Times | 1:10.53 [6] (0:13.61) | 0:56.92 [8] (0:11.20) | 0:45.72 [8] (0:11.53) | 0:34.19 [7] (0:11.63) | 0:22.56 [7] (0:10.92) | 0:11.64 [6] (0:11.64) |
| Average Speed [km/h] | 53.1 | 64.9 | 63.4 | 63.5 | 66.1 | 61.8 |
| Top Speed [km/h] | 64.2 | 65.4 | 64.1 | 64.8 | 66.8 | 64.9 |
| Avg. Dist. to Rail [m] | 4.8 | 2.5 | 2.8 | 4.6 | 5.3 | 7.6 |
| Avg. Stride Freq. [Hz] | 2.1 | 2.2 | 2.2 | 2.2 | 2.3 | 2.2 |
| Avg. Stride Length [m] | 7.0 | 8.1 | 8.1 | 8.0 | 8.1 | 7.8 |



- [] Ranking at each section and finish
- :-:- No data available at this section
- NA No data available

| | |
|--------------------------------|----------------|
| Horse/Jockey Name | CANNY MAN |
| Finish Rank | 7 |
| Fastest Section Time (Section) | 0:11.03 (L400) |
| Top Speed [km/h] (Section) | 66.9 (L400) |
| Race State | Finished |

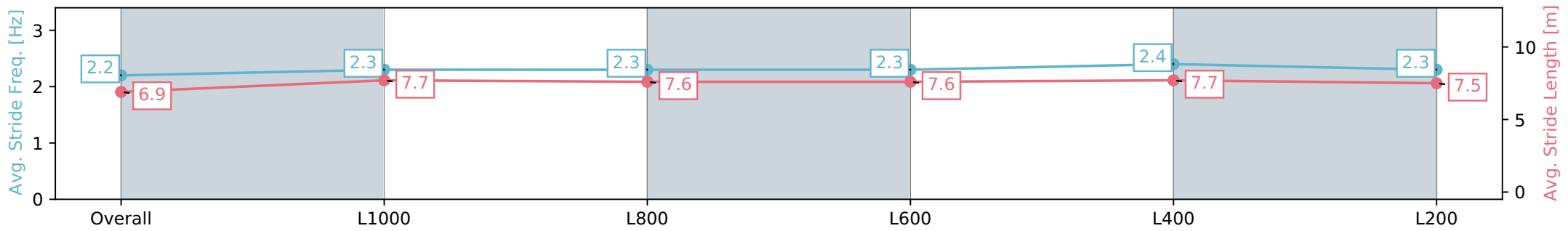
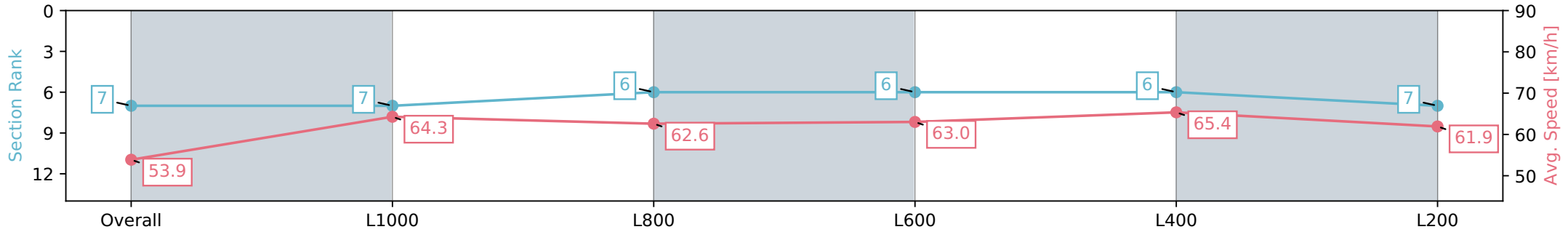


Ellerslie NZ - Professional
 Race 4: JAMIESON PARK 1200 - 1200m
 30 March 2024 - 2:10PM



Track Rating: Good 4, Weather: Fine, Rail Position: +7m

| Section | Overall | L1000 | L800 | L600 | L400 | L200 |
|------------------------|--------------------------|--------------------------|--------------------------|--------------------------|--------------------------|--------------------------|
| Section Times | 1:10.53 [7] (0:13.41) | 0:57.12 [7] (0:11.31) | 0:45.81 [6] (0:11.61) | 0:34.20 [6] (0:11.56) | 0:22.64 [6] (0:11.03) | 0:11.61 [7] (0:11.61) |
| Average Speed [km/h] | 53.9 | 64.3 | 62.6 | 63.0 | 65.4 | 61.9 |
| Top Speed [km/h] | 64.2 | 65.0 | 64.1 | 63.6 | 66.9 | 64.5 |
| Avg. Dist. to Rail [m] | 2.8 | 2.4 | 2.2 | 1.9 | 1.3 | 2.8 |
| Avg. Stride Freq. [Hz] | 2.2 | 2.3 | 2.3 | 2.3 | 2.4 | 2.3 |
| Avg. Stride Length [m] | 6.9 | 7.7 | 7.6 | 7.6 | 7.7 | 7.5 |



- [] Ranking at each section and finish
- :-:- No data available at this section
- NA No data available

| | |
|--------------------------------|-----------------|
| Horse/Jockey Name | NO AGENDA NIGEL |
| Finish Rank | 8 |
| Fastest Section Time (Section) | 0:11.01 (L400) |
| Top Speed [km/h] (Section) | 67.2 (L400) |
| Race State | Finished |



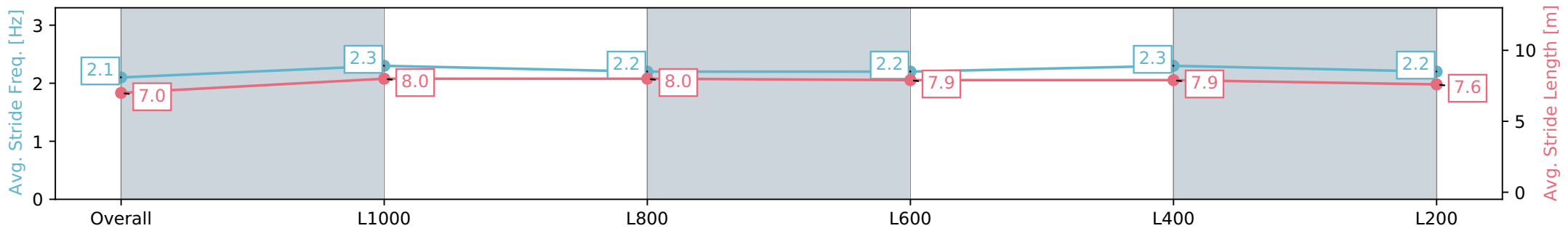
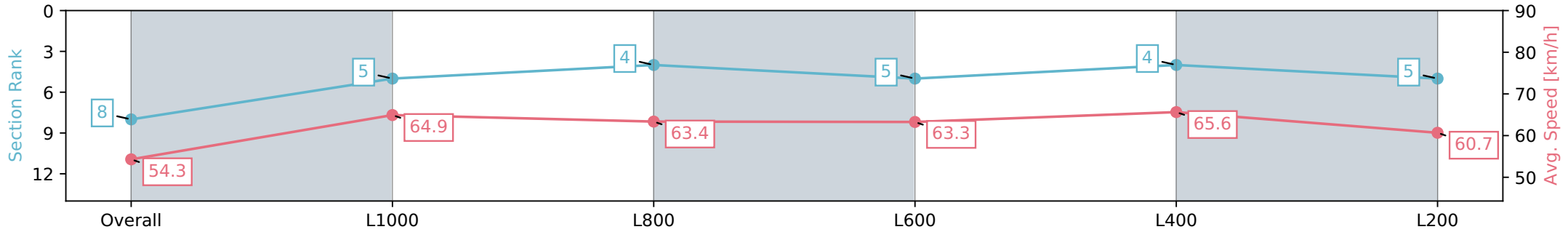
Ellerslie NZ - Professional
Race 4: JAMIESON PARK 1200 - 1200m



30 March 2024 - 2:10PM

Track Rating: Good 4, Weather: Fine, Rail Position: +7m

| Section | Overall | L1000 | L800 | L600 | L400 | L200 |
|------------------------|--------------------------|--------------------------|--------------------------|--------------------------|--------------------------|--------------------------|
| Section Times | 1:10.56 [8] (0:13.35) | 0:57.21 [5] (0:11.16) | 0:46.05 [4] (0:11.57) | 0:34.47 [5] (0:11.61) | 0:22.86 [4] (0:11.01) | 0:11.85 [5] (0:11.85) |
| Average Speed [km/h] | 54.3 | 64.9 | 63.4 | 63.3 | 65.6 | 60.7 |
| Top Speed [km/h] | 64.9 | 65.8 | 64.2 | 65.2 | 67.2 | 63.9 |
| Avg. Dist. to Rail [m] | 3.6 | 2.4 | 3.5 | 3.8 | 3.8 | 4.5 |
| Avg. Stride Freq. [Hz] | 2.1 | 2.3 | 2.2 | 2.2 | 2.3 | 2.2 |
| Avg. Stride Length [m] | 7.0 | 8.0 | 8.0 | 7.9 | 7.9 | 7.6 |



- [] Ranking at each section and finish
- :-:- No data available at this section
- NA No data available

| | |
|--------------------------------|----------------|
| Horse/Jockey Name | LATRELLE |
| Finish Rank | 9 |
| Fastest Section Time (Section) | 0:10.80 (L400) |
| Top Speed [km/h] (Section) | 68.3 (L400) |
| Race State | Finished |

AUCKLAND
THOROUGHBRED
RACING

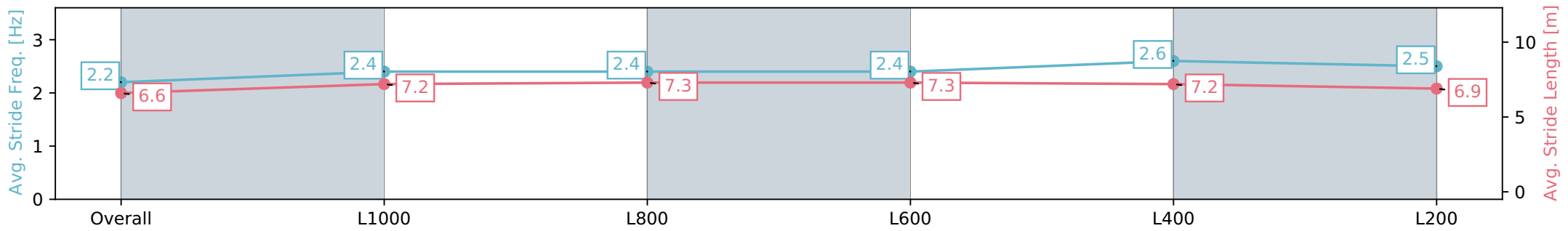
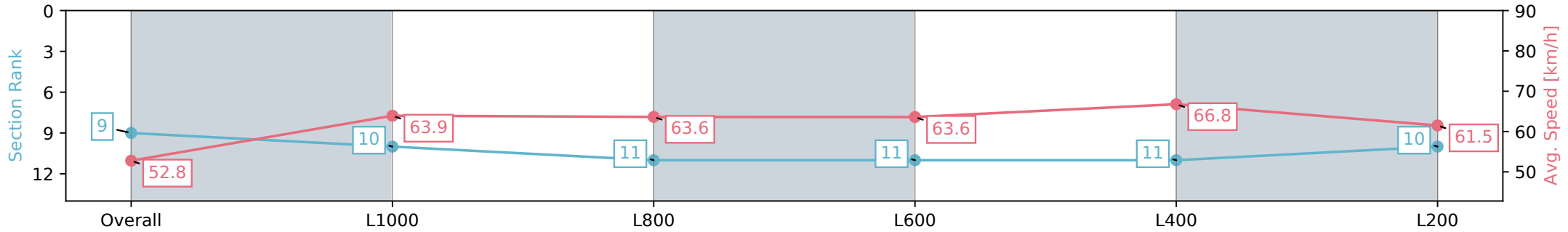
Ellerslie NZ - Professional
Race 4: JAMIESON PARK 1200 - 1200m

ELLERSLIE

30 March 2024 - 2:10PM

Track Rating: Good 4, Weather: Fine, Rail Position: +7m

| Section | Overall | L1000 | L800 | L600 | L400 | L200 |
|------------------------|--------------------------|---------------------------|---------------------------|---------------------------|---------------------------|---------------------------|
| Section Times | 1:10.86 [9] (0:13.79) | 0:57.07 [10] (0:11.43) | 0:45.64 [11] (0:11.55) | 0:34.09 [11] (0:11.59) | 0:22.50 [11] (0:10.80) | 0:11.70 [10] (0:11.70) |
| Average Speed [km/h] | 52.8 | 63.9 | 63.6 | 63.6 | 66.8 | 61.5 |
| Top Speed [km/h] | 62.1 | 66.5 | 66.5 | 65.7 | 68.3 | 65.3 |
| Avg. Dist. to Rail [m] | 8.5 | 4.3 | 4.1 | 4.2 | 4.2 | 7.0 |
| Avg. Stride Freq. [Hz] | 2.2 | 2.4 | 2.4 | 2.4 | 2.6 | 2.5 |
| Avg. Stride Length [m] | 6.6 | 7.2 | 7.3 | 7.3 | 7.2 | 6.9 |



- [] Ranking at each section and finish
- :-:- No data available at this section
- NA No data available

| | |
|--------------------------------|----------------|
| Horse/Jockey Name | SWERVE |
| Finish Rank | 10 |
| Fastest Section Time (Section) | 0:10.98 (L400) |
| Top Speed [km/h] (Section) | 66.8 (Overall) |
| Race State | Finished |



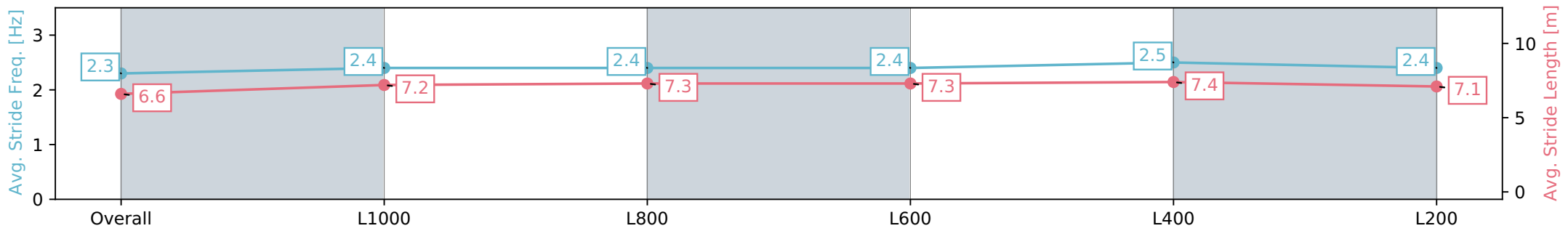
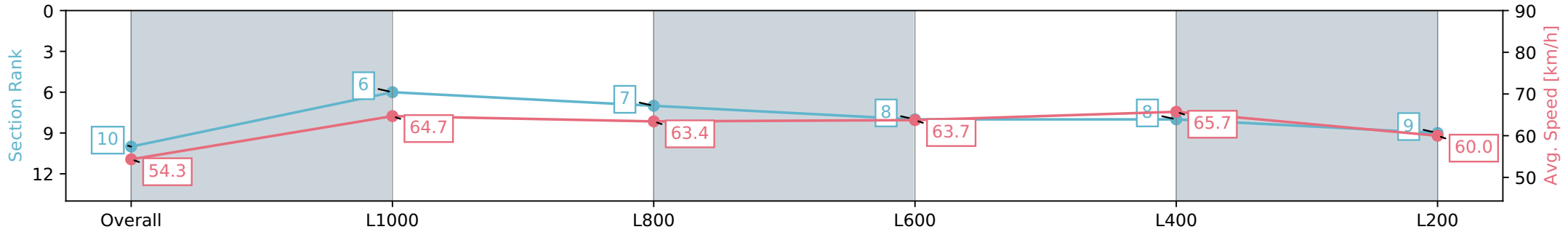
Ellerslie NZ - Professional
Race 4: JAMIESON PARK 1200 - 1200m



30 March 2024 - 2:10PM

Track Rating: Good 4, Weather: Fine, Rail Position: +7m

| Section | Overall | L1000 | L800 | L600 | L400 | L200 |
|------------------------|---------------------------|--------------------------|--------------------------|--------------------------|--------------------------|--------------------------|
| Section Times | 1:11.02 [10] (0:13.37) | 0:57.65 [6] (0:11.37) | 0:46.28 [7] (0:11.61) | 0:34.67 [8] (0:11.70) | 0:22.97 [8] (0:10.98) | 0:11.99 [9] (0:11.99) |
| Average Speed [km/h] | 54.3 | 64.7 | 63.4 | 63.7 | 65.7 | 60.0 |
| Top Speed [km/h] | 66.8 | 66.3 | 65.4 | 64.9 | 66.4 | 64.0 |
| Avg. Dist. to Rail [m] | 8.6 | 4.9 | 5.3 | 6.0 | 7.1 | 9.4 |
| Avg. Stride Freq. [Hz] | 2.3 | 2.4 | 2.4 | 2.4 | 2.5 | 2.4 |
| Avg. Stride Length [m] | 6.6 | 7.2 | 7.3 | 7.3 | 7.4 | 7.1 |



- [] Ranking at each section and finish
- :-:- No data available at this section
- NA No data available

| | |
|--------------------------------|----------------|
| Horse/Jockey Name | SHEENA |
| Finish Rank | 11 |
| Fastest Section Time (Section) | 0:10.99 (L400) |
| Top Speed [km/h] (Section) | 67.3 (L400) |
| Race State | Finished |



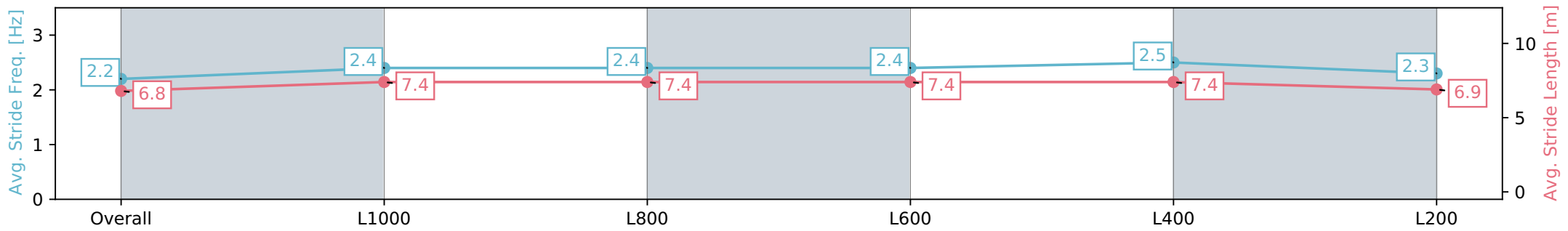
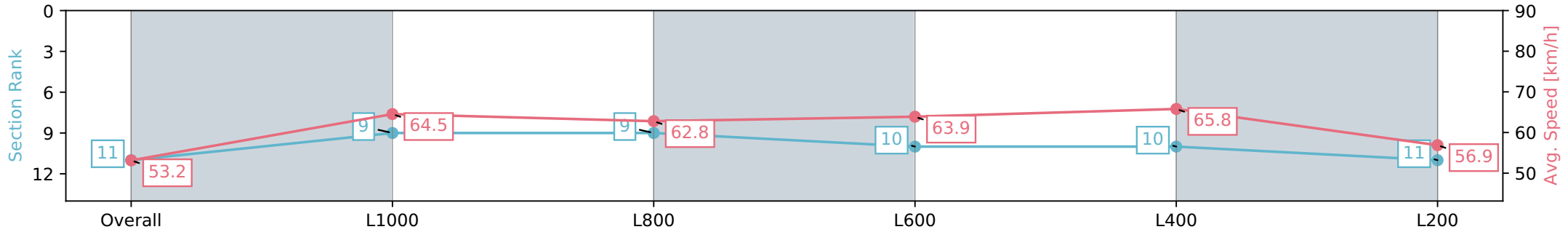
Ellerslie NZ - Professional
Race 4: JAMIESON PARK 1200 - 1200m



30 March 2024 - 2:10PM

Track Rating: Good 4, Weather: Fine, Rail Position: +7m

| Section | Overall | L1000 | L800 | L600 | L400 | L200 |
|------------------------|---------------------------|--------------------------|--------------------------|---------------------------|---------------------------|---------------------------|
| Section Times | 1:11.96 [11] (0:13.71) | 0:58.25 [9] (0:11.31) | 0:46.94 [9] (0:11.69) | 0:35.25 [10] (0:11.61) | 0:23.64 [10] (0:10.99) | 0:12.65 [11] (0:12.65) |
| Average Speed [km/h] | 53.2 | 64.5 | 62.8 | 63.9 | 65.8 | 56.9 |
| Top Speed [km/h] | 63.9 | 66.1 | 64.3 | 64.8 | 67.3 | 63.5 |
| Avg. Dist. to Rail [m] | 7.1 | 4.0 | 3.9 | 5.3 | 8.3 | 8.6 |
| Avg. Stride Freq. [Hz] | 2.2 | 2.4 | 2.4 | 2.4 | 2.5 | 2.3 |
| Avg. Stride Length [m] | 6.8 | 7.4 | 7.4 | 7.4 | 7.4 | 6.9 |



- [] Ranking at each section and finish
- :-:- No data available at this section
- NA No data available