

Track Rating: Good 4, Weather: Fine, Rail Position: +7m

Section Field Times														
		Overall	L1000	L800	L600	L400	L200					Margin	Distance Travelled From Winner [m]	
		1:10.23 (0:13.36)	0:56.88 (0:11.02)	0:45.85 (0:11.25)	0:34.60 (0:11.44)	0:23.16 (0:11.00)	0:12.16 (0:12.16)							
Position	#	Horse/Jockey	Barrier	Top Speed [km/h]	Fastest Section	First 400m	Overall	L1000	L800	L600	L400	L200	Margin	Distance Travelled From Winner [m]
1	4	MR MOZART Masahiro Hashizume	4	67.3 400-200	0:10.96 400-200	0:24.47	1:10.23 (0:13.36)	0:56.87 [2] (0:11.11)	0:45.76 [3] (0:11.52)	0:34.24 [3] (0:11.55)	0:22.69 [4] (0:10.96)	0:11.73 [2] (0:11.73)	1:10.23	
2	11	QUEEN ZOU Michael McNab	11	66.7 1000-800	0:11.02 1000-800	0:24.73	1:10.36 (0:13.71)	0:56.65 [8] (0:11.02)	0:45.63 [6] (0:11.28)	0:34.35 [4] (0:11.53)	0:22.82 [3] (0:11.02)	0:11.80 [3] (0:11.80)	0.13L	-4
3	6	VILA BELMIRO Samantha Spratt	6	67.5 1000-800	0:10.97 1000-800	0:24.37	1:10.36 (0:13.40)	0:56.96 [3] (0:10.97)	0:45.99 [1] (0:11.25)	0:34.74 [1] (0:11.44)	0:23.30 [1] (0:11.01)	0:12.29 [1] (0:12.28)	1:10.36	-4
4	7	FERNANDEZ Owen Bosson	7	67.8 800-600	0:11.12 1000-800	0:24.47	1:10.80 (0:13.35)	0:57.45 [1] (0:11.12)	0:46.33 [2] (0:11.30)	0:35.03 [2] (0:11.60)	0:23.43 [2] (0:11.24)	0:12.19 [4] (0:12.19)	0.44L	+0
5	5	BEAST OF BURDEN Vincent Colgan	5	67.3 1000-800	0:11.04 1000-800	0:25.01	1:11.02 (0:13.97)	0:57.05 [10] (0:11.04)	0:46.01 [8] (0:11.27)	0:34.74 [7] (0:11.47)	0:23.27 [5] (0:11.11)	0:12.16 [5] (0:12.16)	0.22L	-2
6	9	BESAR Warren Kennedy	9	67.3 800-600	0:11.13 400-200	0:25.05	1:11.03 (0:13.77)	0:57.26 [9] (0:11.28)	0:45.98 [9] (0:11.40)	0:34.58 [9] (0:11.75)	0:22.83 [9] (0:11.13)	0:11.70 [7] (0:11.70)	0.01L	+4
7	8	MS CANDEE LANE Kazuya Asano	8	66.0 400-200	0:11.06 400-200	0:25.13	1:11.13 (0:13.67)	0:57.46 [7] (0:11.46)	0:46.00 [10] (0:11.43)	0:34.57 [10] (0:11.75)	0:22.82 [10] (0:11.06)	0:11.76 [8] (0:11.76)	0.1L	+5
8	12	SUNSHINE VILLAGE Per-Anders Graberg	12	66.3 800-600	0:11.17 400-200	0:24.84	1:11.16 (0:13.56)	0:57.59 [6] (0:11.27)	0:46.32 [7] (0:11.45)	0:34.87 [8] (0:11.76)	0:23.11 [7] (0:11.17)	0:11.94 [6] (0:11.94)	0.03L	+5
9	1	THE YAMOTO Joe Doyle	1	66.4 1000-800	0:11.17 1000-800	0:24.68	1:12.55 (0:13.51)	0:59.04 [5] (0:11.17)	0:47.87 [4] (0:11.51)	0:36.36 [5] (0:11.66)	0:24.70 [6] (0:11.69)	0:13.01 [9] (0:13.01)	1.39L	+1
10	2	BALLS OF FIRE Darren Danis	2	66.8 800-600	0:11.24 1000-800	0:24.73	1:13.12 (0:13.49)	0:59.63 [4] (0:11.24)	0:48.39 [5] (0:11.47)	0:36.92 [6] (0:11.89)	0:25.03 [8] (0:11.67)	0:13.36 [10] (0:13.36)	0.57L	+1

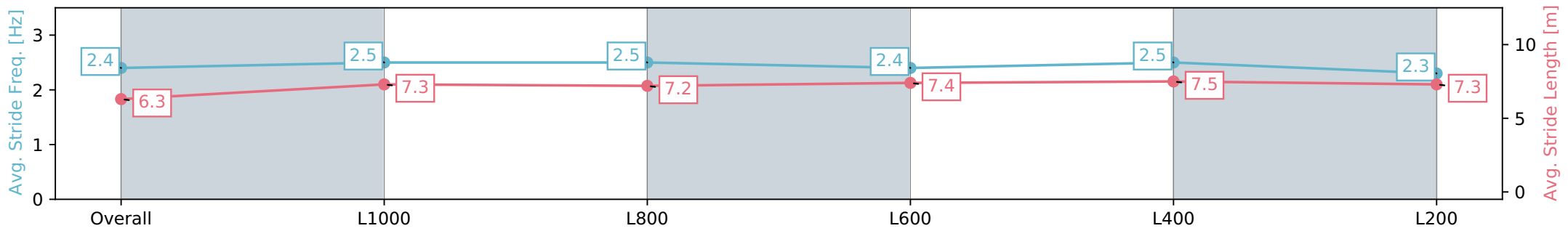
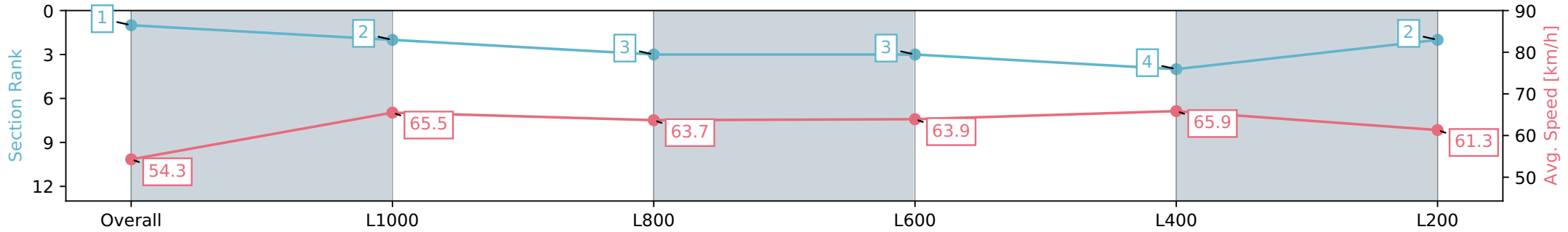
Horse/Jockey Name	MR MOZART
Finish Rank	1
Fastest Section Time (Section)	0:10.96 (L400)
Top Speed [km/h] (Section)	67.3 (L400)
Race State	Finished



Ellerslie NZ - Professional
 Race 3: AUCKLAND CO-OP TAXIS 1200 - 1200m
 30 March 2024 - 1:35PM
 Track Rating: Good 4, Weather: Fine, Rail Position: +7m



Section	Overall	L1000	L800	L600	L400	L200
Section Times	1:10.23 [1] (0:13.36)	0:56.87 [2] (0:11.11)	0:45.76 [3] (0:11.52)	0:34.24 [3] (0:11.55)	0:22.69 [4] (0:10.96)	0:11.73 [2] (0:11.73)
Average Speed [km/h]	54.3	65.5	63.7	63.9	65.9	61.3
Top Speed [km/h]	65.7	66.6	65.2	65.2	67.3	65.4
Avg. Dist. to Rail [m]	4.1	2.9	4.0	4.6	3.6	3.6
Avg. Stride Freq. [Hz]	2.4	2.5	2.5	2.4	2.5	2.3
Avg. Stride Length [m]	6.3	7.3	7.2	7.4	7.5	7.3



- [] Ranking at each section and finish
- :-:- No data available at this section
- NA No data available

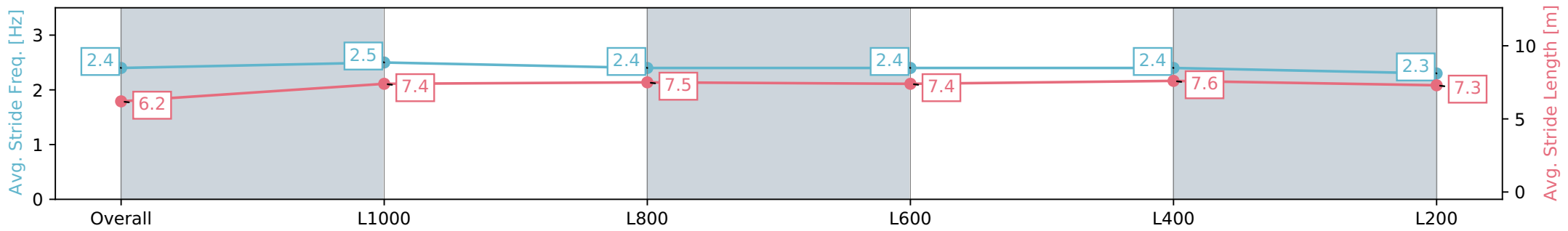
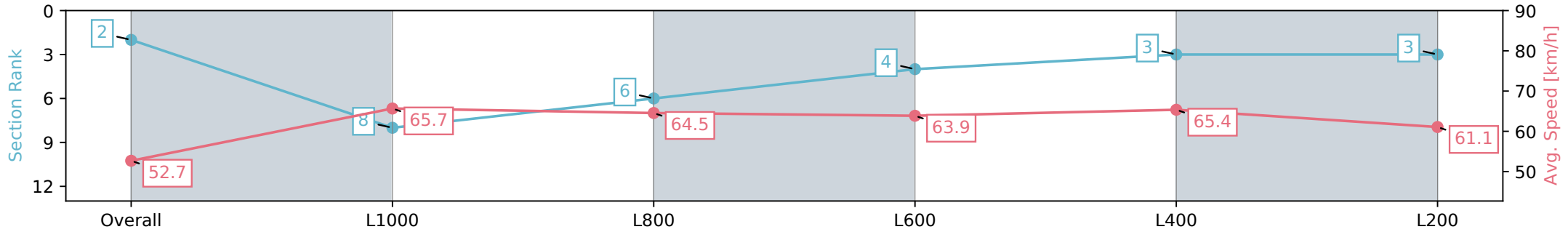
Horse/Jockey Name	QUEEN ZOU
Finish Rank	2
Fastest Section Time (Section)	0:11.02 (L1000)
Top Speed [km/h] (Section)	66.7 (L1000)
Race State	Finished



Ellerslie NZ - Professional
 Race 3: AUCKLAND CO-OP TAXIS 1200 - 1200m
 30 March 2024 - 1:35PM
 Track Rating: Good 4, Weather: Fine, Rail Position: +7m



Section	Overall	L1000	L800	L600	L400	L200
Section Times	1:10.36 [2] (0:13.71)	0:56.65 [8] (0:11.02)	0:45.63 [6] (0:11.28)	0:34.35 [4] (0:11.53)	0:22.82 [3] (0:11.02)	0:11.80 [3] (0:11.80)
Average Speed [km/h]	52.7	65.7	64.5	63.9	65.4	61.1
Top Speed [km/h]	65.2	66.7	66.3	65.3	66.3	63.8
Avg. Dist. to Rail [m]	4.1	1.1	2.6	3.7	1.0	1.2
Avg. Stride Freq. [Hz]	2.4	2.5	2.4	2.4	2.4	2.3
Avg. Stride Length [m]	6.2	7.4	7.5	7.4	7.6	7.3



- [] Ranking at each section and finish
- :-:- No data available at this section
- NA No data available

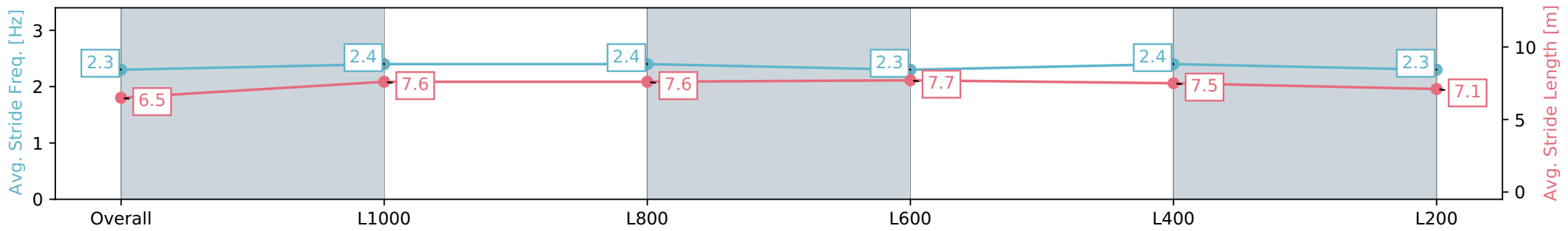
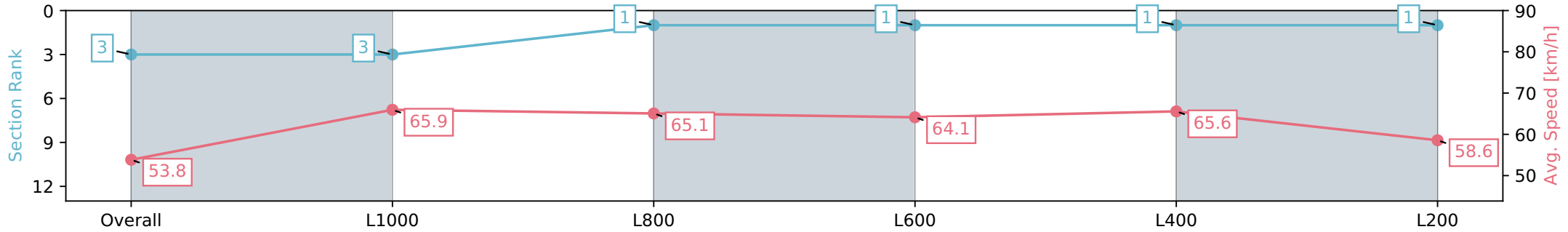
Horse/Jockey Name	VILA BELMIRO
Finish Rank	3
Fastest Section Time (Section)	0:10.97 (L1000)
Top Speed [km/h] (Section)	67.5 (L1000)
Race State	Finished



Ellerslie NZ - Professional
 Race 3: AUCKLAND CO-OP TAXIS 1200 - 1200m
 30 March 2024 - 1:35PM
 Track Rating: Good 4, Weather: Fine, Rail Position: +7m



Section	Overall	L1000	L800	L600	L400	L200
Section Times	1:10.36 [3] (0:13.40)	0:56.96 [3] (0:10.97)	0:45.99 [1] (0:11.25)	0:34.74 [1] (0:11.44)	0:23.30 [1] (0:11.01)	0:12.29 [1] (0:12.28)
Average Speed [km/h]	53.8	65.9	65.1	64.1	65.6	58.6
Top Speed [km/h]	63.9	67.5	67.4	66.4	67.4	63.7
Avg. Dist. to Rail [m]	1.3	1.4	3.3	3.6	0.3	0.5
Avg. Stride Freq. [Hz]	2.3	2.4	2.4	2.3	2.4	2.3
Avg. Stride Length [m]	6.5	7.6	7.6	7.7	7.5	7.1



- [] Ranking at each section and finish
- :-:- No data available at this section
- NA No data available

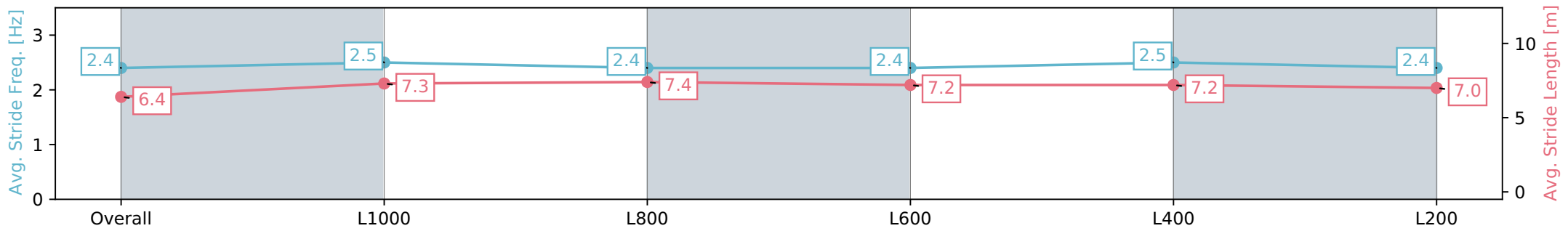
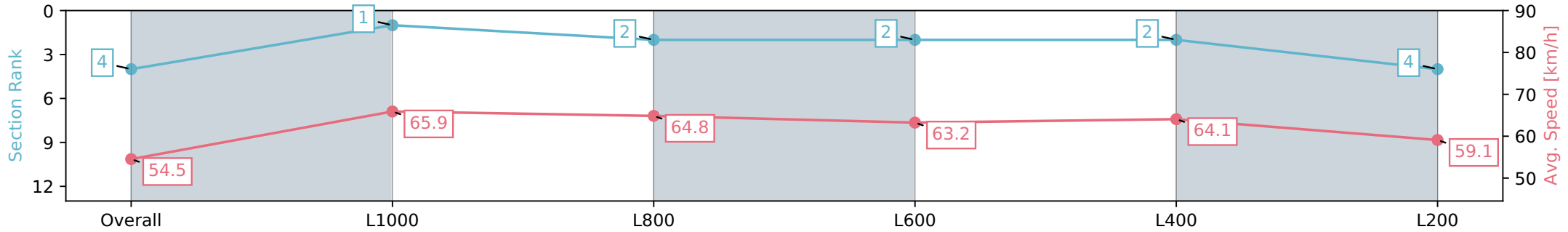
Horse/Jockey Name	FERNANDEZ
Finish Rank	4
Fastest Section Time (Section)	0:11.12 (L1000)
Top Speed [km/h] (Section)	67.8 (L800)
Race State	Finished



Ellerslie NZ - Professional
 Race 3: AUCKLAND CO-OP TAXIS 1200 - 1200m
 30 March 2024 - 1:35PM
 Track Rating: Good 4, Weather: Fine, Rail Position: +7m



Section	Overall	L1000	L800	L600	L400	L200
Section Times	1:10.80 [4] (0:13.35)	0:57.45 [1] (0:11.12)	0:46.33 [2] (0:11.30)	0:35.03 [2] (0:11.60)	0:23.43 [2] (0:11.24)	0:12.19 [4] (0:12.19)
Average Speed [km/h]	54.5	65.9	64.8	63.2	64.1	59.1
Top Speed [km/h]	64.3	67.5	67.8	65.1	65.2	64.0
Avg. Dist. to Rail [m]	8.0	4.9	3.5	3.5	0.5	1.7
Avg. Stride Freq. [Hz]	2.4	2.5	2.4	2.4	2.5	2.4
Avg. Stride Length [m]	6.4	7.3	7.4	7.2	7.2	7.0



- [] Ranking at each section and finish
- :-:- No data available at this section
- NA No data available

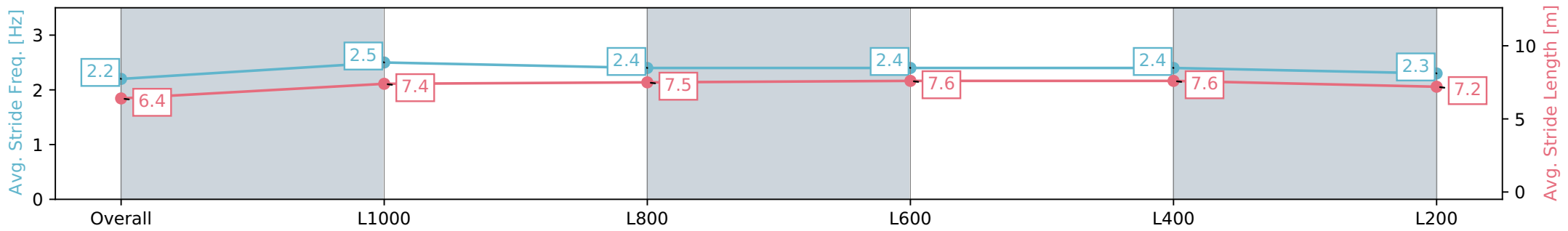
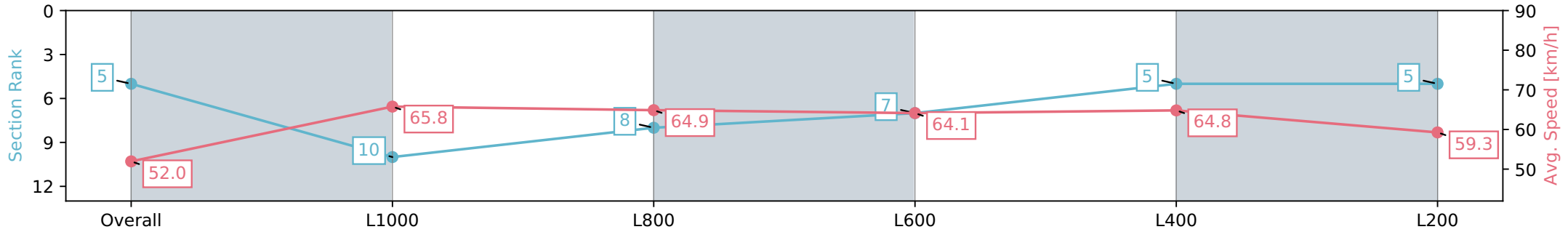
Horse/Jockey Name	BEAST OF BURDEN
Finish Rank	5
Fastest Section Time (Section)	0:11.04 (L1000)
Top Speed [km/h] (Section)	67.3 (L1000)
Race State	Finished



Ellerslie NZ - Professional
 Race 3: AUCKLAND CO-OP TAXIS 1200 - 1200m
 30 March 2024 - 1:35PM
 Track Rating: Good 4, Weather: Fine, Rail Position: +7m



Section	Overall	L1000	L800	L600	L400	L200
Section Times	1:11.02 [5] (0:13.97)	0:57.05 [10] (0:11.04)	0:46.01 [8] (0:11.27)	0:34.74 [7] (0:11.47)	0:23.27 [5] (0:11.11)	0:12.16 [5] (0:12.16)
Average Speed [km/h]	52.0	65.8	64.9	64.1	64.8	59.3
Top Speed [km/h]	64.9	67.3	66.5	65.3	65.9	63.3
Avg. Dist. to Rail [m]	7.4	2.3	3.5	3.7	3.3	4.5
Avg. Stride Freq. [Hz]	2.2	2.5	2.4	2.4	2.4	2.3
Avg. Stride Length [m]	6.4	7.4	7.5	7.6	7.6	7.2



- [] Ranking at each section and finish
- :-:- No data available at this section
- NA No data available

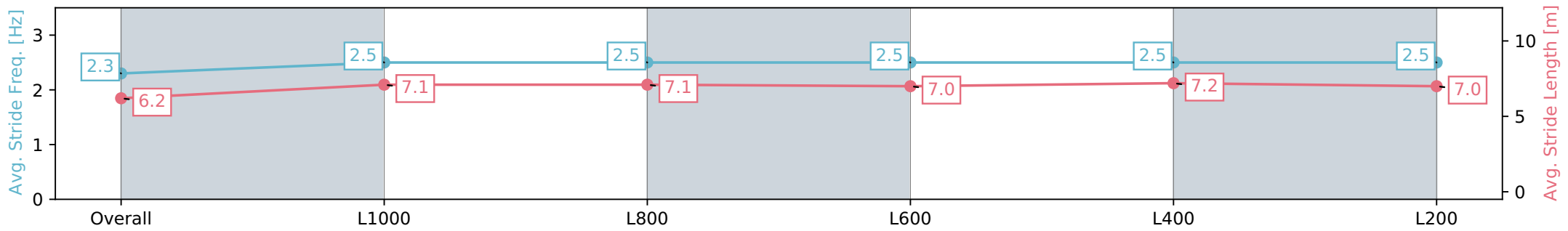
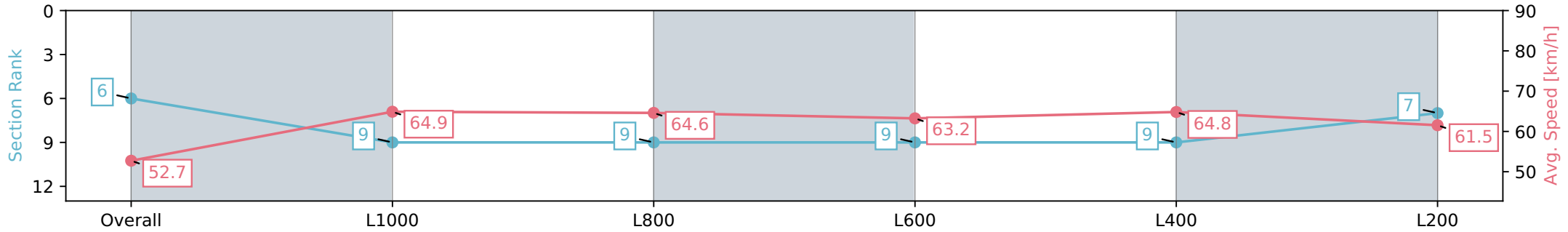
Horse/Jockey Name	BESAR
Finish Rank	6
Fastest Section Time (Section)	0:11.13 (L400)
Top Speed [km/h] (Section)	67.3 (L800)
Race State	Finished



Ellerslie NZ - Professional
 Race 3: AUCKLAND CO-OP TAXIS 1200 - 1200m
 30 March 2024 - 1:35PM
 Track Rating: Good 4, Weather: Fine, Rail Position: +7m



Section	Overall	L1000	L800	L600	L400	L200
Section Times	1:11.03 [6] (0:13.77)	0:57.26 [9] (0:11.28)	0:45.98 [9] (0:11.40)	0:34.58 [9] (0:11.75)	0:22.83 [9] (0:11.13)	0:11.70 [7] (0:11.70)
Average Speed [km/h]	52.7	64.9	64.6	63.2	64.8	61.5
Top Speed [km/h]	63.8	67.3	67.3	64.2	65.8	64.2
Avg. Dist. to Rail [m]	5.7	4.4	5.1	5.4	3.6	1.8
Avg. Stride Freq. [Hz]	2.3	2.5	2.5	2.5	2.5	2.5
Avg. Stride Length [m]	6.2	7.1	7.1	7.0	7.2	7.0



- [] Ranking at each section and finish
- :-:- No data available at this section
- NA No data available

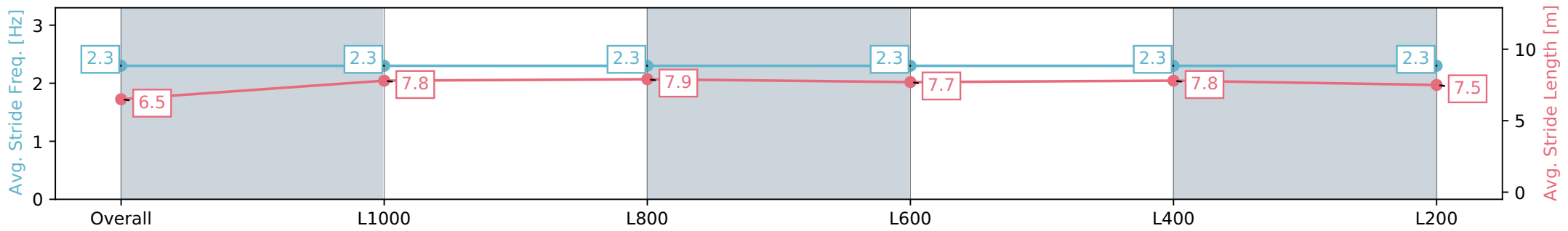
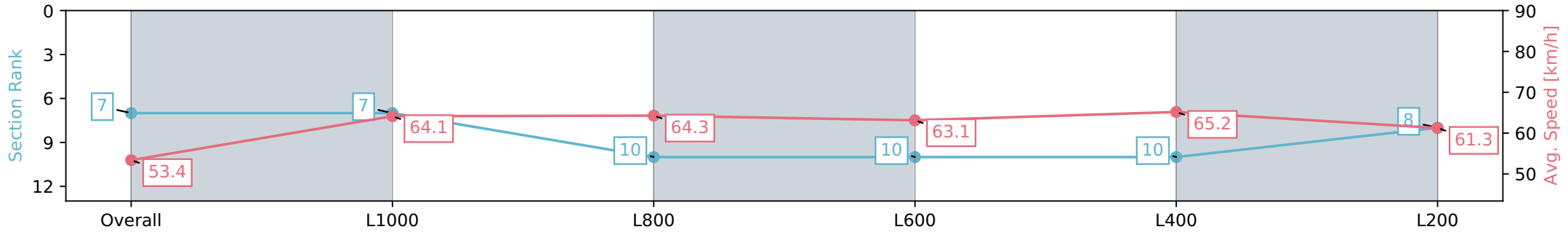
Horse/Jockey Name	MS CANDEE LANE
Finish Rank	7
Fastest Section Time (Section)	0:11.06 (L400)
Top Speed [km/h] (Section)	66.0 (L400)
Race State	Finished



Ellerslie NZ - Professional
 Race 3: AUCKLAND CO-OP TAXIS 1200 - 1200m
 30 March 2024 - 1:35PM
 Track Rating: Good 4, Weather: Fine, Rail Position: +7m



Section	Overall	L1000	L800	L600	L400	L200
Section Times	1:11.13 [7] (0:13.67)	0:57.46 [7] (0:11.46)	0:46.00 [10] (0:11.43)	0:34.57 [10] (0:11.75)	0:22.82 [10] (0:11.06)	0:11.76 [8] (0:11.76)
Average Speed [km/h]	53.4	64.1	64.3	63.1	65.2	61.3
Top Speed [km/h]	62.3	65.3	65.6	64.5	66.0	64.3
Avg. Dist. to Rail [m]	9.6	5.6	4.5	5.2	2.9	3.2
Avg. Stride Freq. [Hz]	2.3	2.3	2.3	2.3	2.3	2.3
Avg. Stride Length [m]	6.5	7.8	7.9	7.7	7.8	7.5



- [] Ranking at each section and finish
- :-:- No data available at this section
- NA No data available

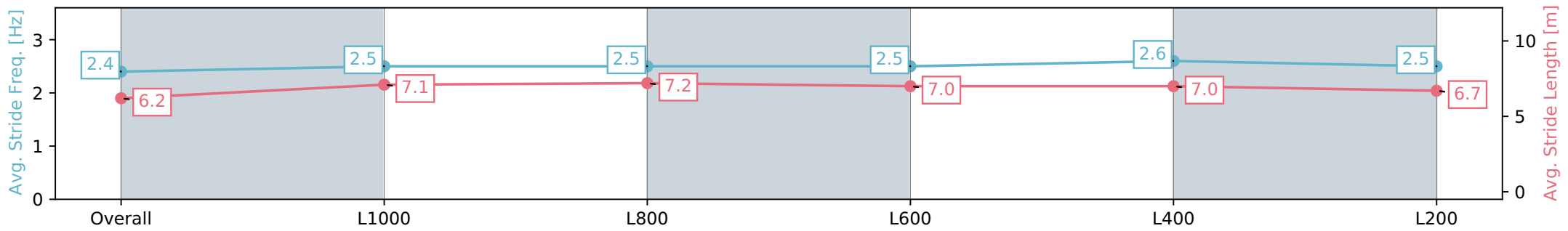
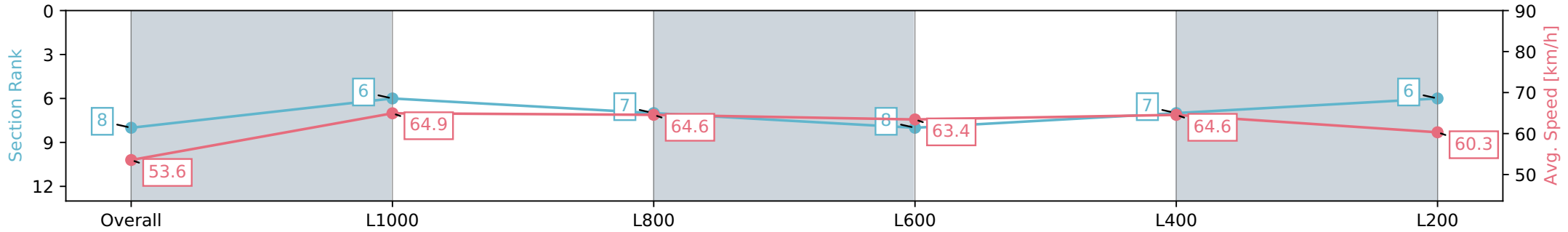
Horse/Jockey Name	SUNSHINE VILLAGE
Finish Rank	8
Fastest Section Time (Section)	0:11.17 (L400)
Top Speed [km/h] (Section)	66.3 (L800)
Race State	Finished



Ellerslie NZ - Professional
 Race 3: AUCKLAND CO-OP TAXIS 1200 - 1200m
 30 March 2024 - 1:35PM
 Track Rating: Good 4, Weather: Fine, Rail Position: +7m



Section	Overall	L1000	L800	L600	L400	L200
Section Times	1:11.16 [8] (0:13.56)	0:57.59 [6] (0:11.27)	0:46.32 [7] (0:11.45)	0:34.87 [8] (0:11.76)	0:23.11 [7] (0:11.17)	0:11.94 [6] (0:11.94)
Average Speed [km/h]	53.6	64.9	64.6	63.4	64.6	60.3
Top Speed [km/h]	62.9	65.9	66.3	65.5	65.7	62.6
Avg. Dist. to Rail [m]	6.6	4.4	5.5	6.5	5.5	5.2
Avg. Stride Freq. [Hz]	2.4	2.5	2.5	2.5	2.6	2.5
Avg. Stride Length [m]	6.2	7.1	7.2	7.0	7.0	6.7



- [] Ranking at each section and finish
- :-:- No data available at this section
- NA No data available

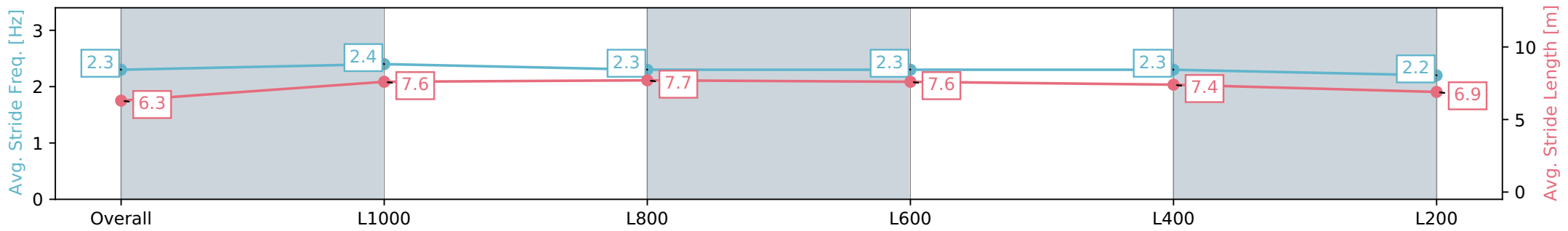
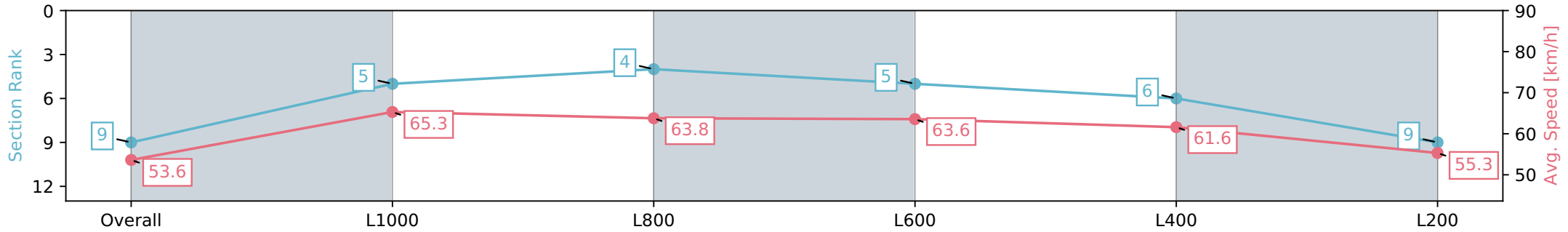
Horse/Jockey Name	THE YAMOTO
Finish Rank	9
Fastest Section Time (Section)	0:11.17 (L1000)
Top Speed [km/h] (Section)	66.4 (L1000)
Race State	Finished



Ellerslie NZ - Professional
 Race 3: AUCKLAND CO-OP TAXIS 1200 - 1200m
 30 March 2024 - 1:35PM
 Track Rating: Good 4, Weather: Fine, Rail Position: +7m



Section	Overall	L1000	L800	L600	L400	L200
Section Times	1:12.55 [9] (0:13.51)	0:59.04 [5] (0:11.17)	0:47.87 [4] (0:11.51)	0:36.36 [5] (0:11.66)	0:24.70 [6] (0:11.69)	0:13.01 [9] (0:13.01)
Average Speed [km/h]	53.6	65.3	63.8	63.6	61.6	55.3
Top Speed [km/h]	63.1	66.4	66.0	64.1	63.3	59.4
Avg. Dist. to Rail [m]	3.6	3.5	4.3	4.7	5.0	5.4
Avg. Stride Freq. [Hz]	2.3	2.4	2.3	2.3	2.3	2.2
Avg. Stride Length [m]	6.3	7.6	7.7	7.6	7.4	6.9



- [] Ranking at each section and finish
- :-:- No data available at this section
- NA No data available

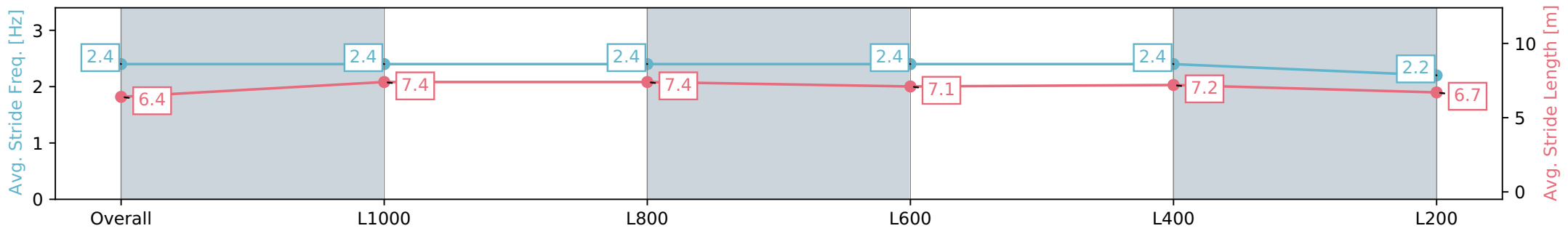
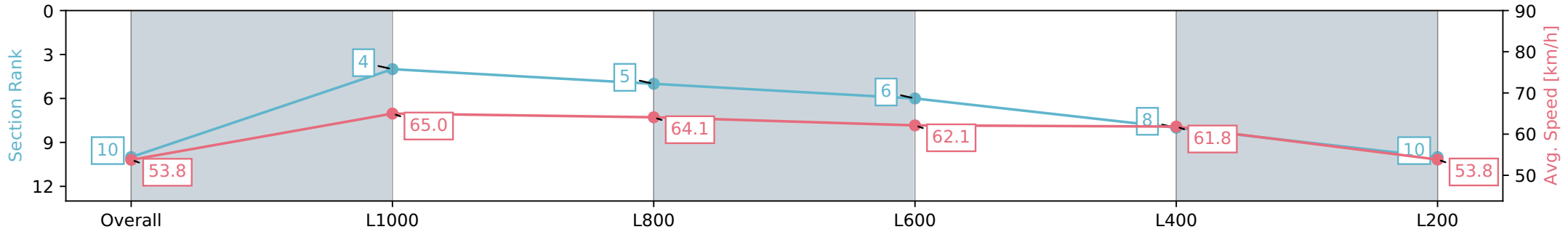
Horse/Jockey Name	BALLS OF FIRE
Finish Rank	10
Fastest Section Time (Section)	0:11.24 (L1000)
Top Speed [km/h] (Section)	66.8 (L800)
Race State	Finished



Ellerslie NZ - Professional
 Race 3: AUCKLAND CO-OP TAXIS 1200 - 1200m
 30 March 2024 - 1:35PM
 Track Rating: Good 4, Weather: Fine, Rail Position: +7m



Section	Overall	L1000	L800	L600	L400	L200
Section Times	1:13.12 [10] (0:13.49)	0:59.63 [4] (0:11.24)	0:48.39 [5] (0:11.47)	0:36.92 [6] (0:11.89)	0:25.03 [8] (0:11.67)	0:13.36 [10] (0:13.36)
Average Speed [km/h]	53.8	65.0	64.1	62.1	61.8	53.8
Top Speed [km/h]	63.1	66.5	66.8	63.2	63.7	59.1
Avg. Dist. to Rail [m]	6.5	4.0	4.0	4.7	4.0	5.1
Avg. Stride Freq. [Hz]	2.4	2.4	2.4	2.4	2.4	2.2
Avg. Stride Length [m]	6.4	7.4	7.4	7.1	7.2	6.7



- [] Ranking at each section and finish
- :-:- No data available at this section
- NA No data available