

Track Rating: Good 4, Weather: Fine, Rail Position: +6m

Section								Overall	L1400	L1200	L1000	L800	L600		
Field Times								1:35.73 (0:14.24)	1:21.49 (0:11.21)	1:10.28 (0:11.51)	0:58.76 (0:11.66)	0:47.11 (0:11.71)	0:35.40 (0:11.37)		
Position	#	Horse/Jockey	Barrier	Top Speed [km/h]	Fastest Section	First 400m								Distance Travelled From Winner [m]	
1	3	HE'S PLATINUM Samantha Sprat	3	66.0 600-400	0:11.20 1400-1200	0:25.45	1:35.73 (0:14.25)	1:21.48 [2] (0:11.20)	1:10.28 [1] (0:11.52)	0:58.76 [2] (0:11.65)	0:47.11 [1] (0:11.71)	0:35.40 [1] (0:11.36)			
2	7	LANIKAI Michael McNab	7	64.7 400-200	0:11.35 1400-1200	0:25.76	1:35.87 (0:14.41)	1:21.46 [3] (0:11.35)	1:10.11 [3] (0:11.51)	0:58.60 [3] (0:11.64)	0:46.96 [3] (0:11.66)	0:35.30 [3] (0:11.42)	+2		
3	13	LI LI Owen Bosson	13	64.7 1400-1200	0:11.30 400-200	0:26.44	1:35.99 (0:15.09)	1:20.90 [11] (0:11.35)	1:09.55 [10] (0:11.49)	0:58.06 [10] (0:11.89)	0:46.17 [11] (0:11.64)	0:34.53 [11] (0:11.36)	+4		
4	9	LAGISQUET Ryan Elliot	9	65.4 600-400	0:11.07 600-400	0:26.61	1:36.02 (0:15.15)	1:20.87 [12] (0:11.46)	1:09.41 [12] (0:11.45)	0:57.96 [11] (0:11.76)	0:46.20 [10] (0:11.43)	0:34.77 [8] (0:11.07)	+0		
5	1	LOOSE CHANGE Jasmine Fawcett	1	65.5 1400-1200	0:11.25 1400-1200	0:25.49	1:36.15 (0:14.24)	1:21.91 [1] (0:11.25)	1:10.66 [2] (0:11.47)	0:59.19 [1] (0:11.73)	0:47.46 [2] (0:11.64)	0:35.82 [2] (0:11.42)	+4		
6	12	STYLISH INVASION Per-Anders Graberg	12	65.2 400-200	0:11.21 600-400	0:27.03	1:36.33 (0:15.41)	1:20.92 [13] (0:11.62)	1:09.30 [14] (0:11.49)	0:57.81 [14] (0:11.60)	0:46.21 [13] (0:11.40)	0:34.81 [12] (0:11.21)	+0		
7	18	VEGAS LIGHTS Lynsey Satherley	18	65.2 1400-1200	0:11.21 1400-1200	0:25.81	1:36.54 (0:14.60)	1:21.94 [4] (0:11.21)	1:10.73 [4] (0:11.52)	0:59.21 [4] (0:11.81)	0:47.40 [4] (0:11.73)	0:35.67 [4] (0:11.34)	+3		
8	8	LUCKY BAY Masahiro Hashizume	8	65.6 600-400	0:11.34 1400-1200	0:26.12	1:36.55 (0:14.78)	1:21.77 [7] (0:11.34)	1:10.43 [7] (0:11.53)	0:58.90 [7] (0:11.82)	0:47.08 [8] (0:11.72)	0:35.36 [7] (0:11.34)	+8		
9	14	MY ALIBI Tegan Newman	14	65.6 1400-1200	0:11.34 1400-1200	0:26.10	1:36.70 (0:14.76)	1:21.94 [6] (0:11.34)	1:10.60 [6] (0:11.50)	0:59.10 [6] (0:11.73)	0:47.37 [6] (0:11.66)	0:35.71 [5] (0:11.45)	+8		
10	5	SILPION Kelly Myers	5	65.9 1400-1200	0:11.30 600-400	0:26.15	1:36.76 (0:14.83)	1:21.93 [8] (0:11.32)	1:10.61 [8] (0:11.50)	0:59.11 [8] (0:11.82)	0:47.29 [7] (0:11.63)	0:35.66 [6] (0:11.30)	+5		

Scratched: Radradra (#2), Sky Dancer (#10), Verdi's Opera (#16), Rimini (#17), Princess Teresa (#19)

Track Rating: Good 4, Weather: Fine, Rail Position: +6m

Section														
Field Times		Overall	L1400	L1200	L1000	L800	L600							
		1:35.73	1:21.49	1:10.28	0:58.76	0:47.11	0:35.40							
		(0:14.24)	(0:11.21)	(0:11.51)	(0:11.66)	(0:11.71)	(0:11.37)							
Position	#	Horse/Jockey	Barrier	Top Speed [km/h]	Fastest Section	First 400m								Distance Travelled From Winner [m]
11	15	JONTY JACK	15	64.0	0:11.46	0:26.56	1:36.84	1:21.87 [10]	1:10.28 [11]	0:58.72 [12]	0:46.90 [12]	0:35.15 [13]		+4
		Ngakau Hailey		400-200	400-200		(0:14.97)	(0:11.59)	(0:11.56)	(0:11.82)	(0:11.75)	(0:11.54)		
12	11	BARCELONA	11	65.0	0:11.37	0:26.81	1:36.88	1:21.44 [14]	1:10.07 [13]	0:58.48 [13]	0:46.68 [14]	0:35.19 [14]		+8
		Joseph Doyle		800-600	1400-1200		(0:15.44)	(0:11.37)	(0:11.59)	(0:11.80)	(0:11.49)	(0:11.51)		
13	6	BAMBOOZLE	6	65.8	0:11.30	0:26.28	1:36.98	1:22.11 [9]	1:10.70 [9]	0:59.11 [9]	0:47.39 [9]	0:35.67 [9]		+5
		Vincent Colgan		1400-1200	600-400		(0:14.87)	(0:11.41)	(0:11.59)	(0:11.72)	(0:11.72)	(0:11.30)		
14	4	MIDDLE KHAN	4	65.3	0:11.28	0:25.92	1:38.10	1:23.46 [5]	1:12.18 [5]	1:00.65 [5]	0:48.77 [5]	0:36.77 [10]		+9
		Maria Sanson		1400-1200	1400-1200		(0:14.64)	(0:11.28)	(0:11.53)	(0:11.88)	(0:12.00)	(0:11.99)		

Scratched: Radradra (#2), Sky Dancer (#10), Verdi's Opera (#16), Rimini (#17), Princess Teresa (#19)

Track Rating: Good 4, Weather: Fine, Rail Position: +6m

Section				L400	L200								
Field Times				0:24.03	0:12.51								
				(0:11.52)	(0:12.51)								
Position	#	Horse/Jockey	Barrier	Top Speed [km/h]	Fastest Section	First 400m			Margin				Distance Travelled From Winner [m]
1	3	HE'S PLATINUM	3	66.0	0:11.20	0:25.45	0:24.04 [1]	0:12.52 [1]	1:35.73				
		Samantha Sprat		600-400	1400-1200		(0:11.52)	(0:12.52)					
2	7	LANIKAI	7	64.7	0:11.35	0:25.76	0:23.88 [3]	0:12.39 [3]	0.14L				+2
		Michael McNab		400-200	1400-1200		(0:11.49)	(0:12.39)					
3	13	LI LI	13	64.7	0:11.30	0:26.44	0:23.17 [11]	0:11.87 [10]	0.12L				+4
		Owen Bosson		1400-1200	400-200		(0:11.30)	(0:11.87)					
4	9	LAGISQUET	9	65.4	0:11.07	0:26.61	0:23.70 [5]	0:12.28 [4]	0.03L				+0
		Ryan Elliot		600-400	600-400		(0:11.42)	(0:12.28)					
5	1	LOOSE CHANGE	1	65.5	0:11.25	0:25.49	0:24.40 [2]	0:12.79 [2]	0.13L				+4
		Jasmine Fawcett		1400-1200	1400-1200		(0:11.61)	(0:12.79)					
6	12	STYLISH INVASION	12	65.2	0:11.21	0:27.03	0:23.60 [10]	0:12.29 [7]	0.18L				+0
		Per-Anders Graberg		400-200	600-400		(0:11.31)	(0:12.28)					
7	18	VEGAS LIGHTS	18	65.2	0:11.21	0:25.81	0:24.33 [4]	0:12.76 [5]	0.21L				+3
		Lynsey Satherley		1400-1200	1400-1200		(0:11.56)	(0:12.76)					
8	8	LUCKY BAY	8	65.6	0:11.34	0:26.12	0:24.02 [8]	0:12.49 [8]	0.01L				+8
		Masahiro Hashizume		600-400	1400-1200		(0:11.53)	(0:12.49)					
9	14	MY ALIBI	14	65.6	0:11.34	0:26.10	0:24.26 [7]	0:12.58 [9]	0.15L				+8
		Tegan Newman		1400-1200	1400-1200		(0:11.68)	(0:12.57)					
10	5	SILPION	5	65.9	0:11.30	0:26.15	0:24.36 [6]	0:12.82 [6]	0.06L				+5
		Kelly Myers		1400-1200	600-400		(0:11.54)	(0:12.82)					

Scratched: Radradra (#2), Sky Dancer (#10), Verdi's Opera (#16), Rimini (#17), Princess Teresa (#19)

Track Rating: Good 4, Weather: Fine, Rail Position: +6m

Section												L400	L200	
Field Times												0:24.03	0:12.51	
												(0:11.52)	(0:12.51)	
Position	#	Horse/Jockey	Barrier	Top Speed [km/h]	Fastest Section	First 400m			Margin					Distance Travelled From Winner [m]
11	15	JONTY JACK	15	64.0	0:11.46	0:26.56	0:23.61 [13]	0:12.15 [13]	0.08L					+4
		Ngakau Hailey		400-200	400-200		(0:11.46)	(0:12.15)						
12	11	BARCELONA	11	65.0	0:11.37	0:26.81	0:23.68 [12]	0:12.22 [12]	0.04L					+8
		Joseph Doyle		800-600	1400-1200		(0:11.46)	(0:12.22)						
13	6	BAMBOOZLE	6	65.8	0:11.30	0:26.28	0:24.37 [9]	0:12.82 [11]	0.1L					+5
		Vincent Colgan		1400-1200	600-400		(0:11.55)	(0:12.82)						
14	4	MIDDLE KHAN	4	65.3	0:11.28	0:25.92	0:24.78 [14]	0:12.71 [14]	1.12L					+9
		Maria Sanson		1400-1200	1400-1200		(0:12.07)	(0:12.71)						

Scratched: Radradra (#2), Sky Dancer (#10), Verdi's Opera (#16), Rimini (#17), Princess Teresa (#19)

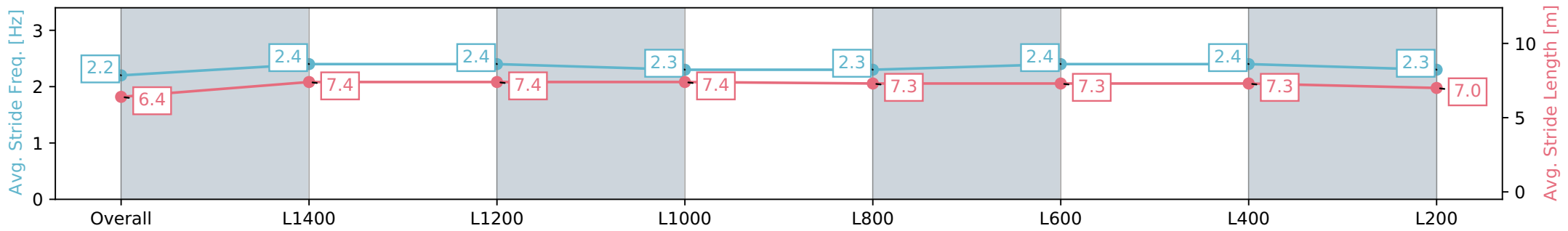
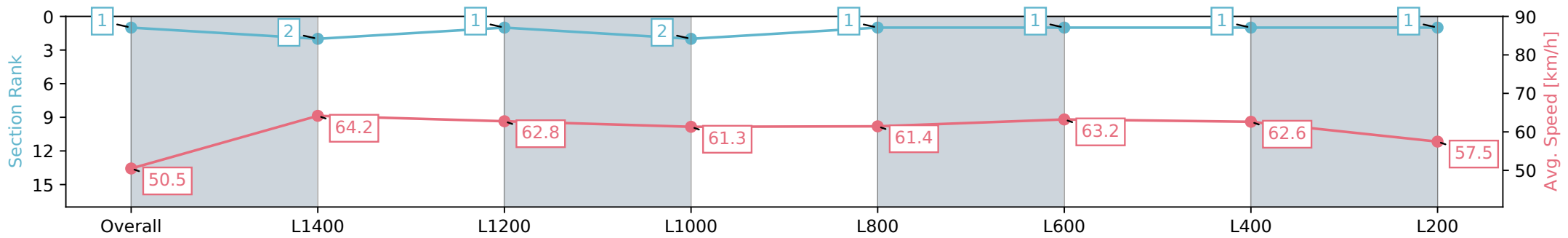
Horse/Jockey Name	HE'S PLATINUM
Finish Rank	1
Fastest Section Time (Section)	0:11.20 (L1400)
Top Speed [km/h] (Section)	66.0 (L600)
Race State	Finished



Pukekohe Park NZ - Professional
 Race 8: ELLERSLIE EVENTS 1600 - 1600m
 20 March 2024 - 6:00PM
 Track Rating: Good 4, Weather: Fine, Rail Position: +6m



Section	Overall	L1400	L1200	L1000	L800	L600	L400	L200
Section Times	1:35.73 [1] (0:14.25)	1:21.48 [2] (0:11.20)	1:10.28 [1] (0:11.52)	0:58.76 [2] (0:11.65)	0:47.11 [1] (0:11.71)	0:35.40 [1] (0:11.36)	0:24.04 [1] (0:11.52)	0:12.52 [1] (0:12.52)
Average Speed [km/h]	50.5	64.2	62.8	61.3	61.4	63.2	62.6	57.5
Top Speed [km/h]	65.4	65.9	64.4	62.2	63.0	66.0	65.3	60.3
Avg. Dist. to Rail [m]	5.1	0.6	0.7	1.0	0.5	0.3	0.2	0.3
Avg. Stride Freq. [Hz]	2.2	2.4	2.4	2.3	2.3	2.4	2.4	2.3
Avg. Stride Length [m]	6.4	7.4	7.4	7.4	7.3	7.3	7.3	7.0



- [] Ranking at each section and finish
- :-:- No data available at this section
- NA No data available

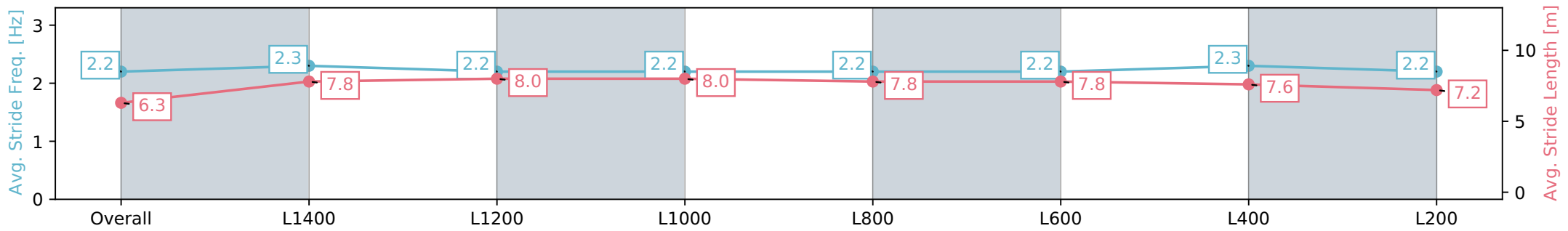
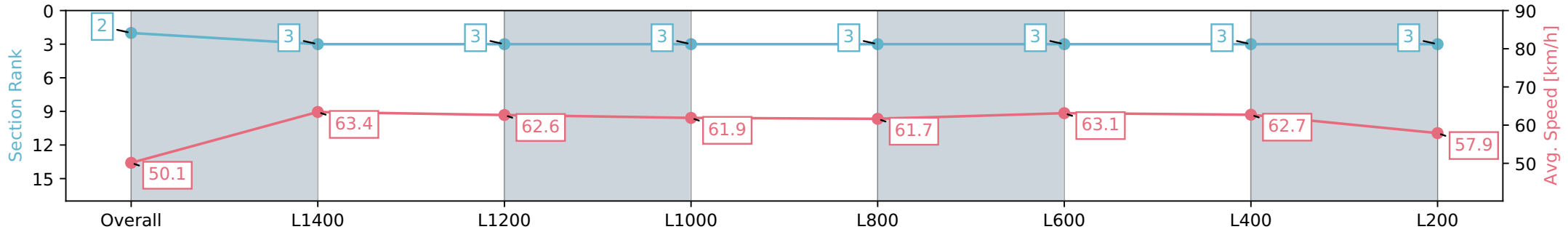
Horse/Jockey Name	LANIKAI
Finish Rank	2
Fastest Section Time (Section)	0:11.35 (L1400)
Top Speed [km/h] (Section)	64.7 (L400)
Race State	Finished



Pukekohe Park NZ - Professional
 Race 8: ELLERSLIE EVENTS 1600 - 1600m
 20 March 2024 - 6:00PM
 Track Rating: Good 4, Weather: Fine, Rail Position: +6m



Section	Overall	L1400	L1200	L1000	L800	L600	L400	L200
Section Times	1:35.87 [2] (0:14.41)	1:21.46 [3] (0:11.35)	1:10.11 [3] (0:11.51)	0:58.60 [3] (0:11.64)	0:46.96 [3] (0:11.66)	0:35.30 [3] (0:11.42)	0:23.88 [3] (0:11.49)	0:12.39 [3] (0:12.39)
Average Speed [km/h]	50.1	63.4	62.6	61.9	61.7	63.1	62.7	57.9
Top Speed [km/h]	64.7	64.1	63.5	62.6	62.2	64.1	64.7	60.1
Avg. Dist. to Rail [m]	7.9	1.3	0.5	0.5	0.3	0.3	1.4	0.8
Avg. Stride Freq. [Hz]	2.2	2.3	2.2	2.2	2.2	2.2	2.3	2.2
Avg. Stride Length [m]	6.3	7.8	8.0	8.0	7.8	7.8	7.6	7.2



- [] Ranking at each section and finish
- :-:- No data available at this section
- NA No data available

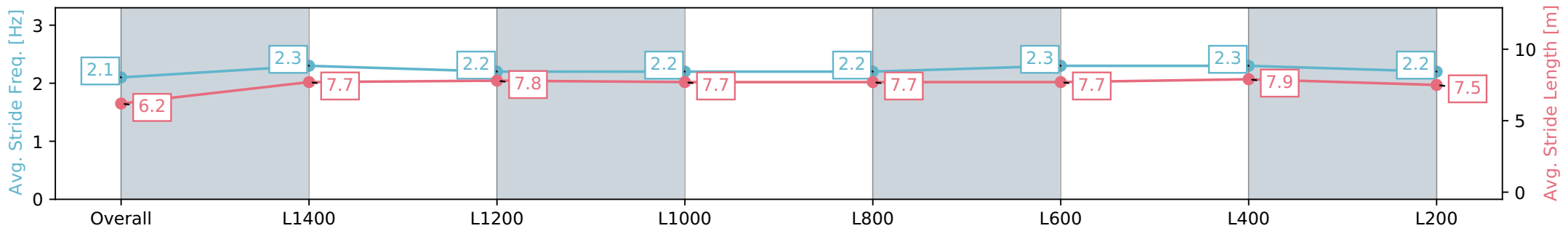
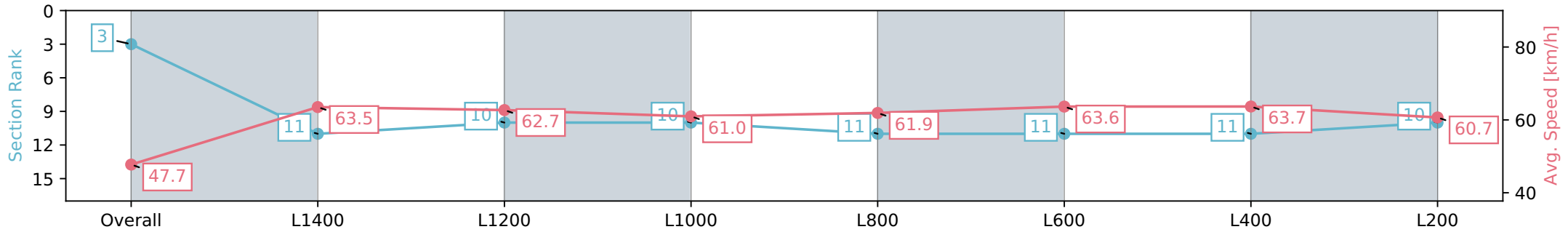
Horse/Jockey Name	LI LI
Finish Rank	3
Fastest Section Time (Section)	0:11.30 (L400)
Top Speed [km/h] (Section)	64.7 (L1400)
Race State	Finished



Pukekohe Park NZ - Professional
 Race 8: ELLERSLIE EVENTS 1600 - 1600m
 20 March 2024 - 6:00PM
 Track Rating: Good 4, Weather: Fine, Rail Position: +6m



Section	Overall	L1400	L1200	L1000	L800	L600	L400	L200
Section Times	1:35.99 [3] (0:15.09)	1:20.90 [11] (0:11.35)	1:09.55 [10] (0:11.49)	0:58.06 [10] (0:11.89)	0:46.17 [11] (0:11.64)	0:34.53 [11] (0:11.36)	0:23.17 [11] (0:11.30)	0:11.87 [10] (0:11.87)
Average Speed [km/h]	47.7	63.5	62.7	61.0	61.9	63.6	63.7	60.7
Top Speed [km/h]	63.4	64.7	63.9	62.0	62.9	64.4	64.7	61.9
Avg. Dist. to Rail [m]	6.9	2.3	1.9	1.0	0.7	1.1	4.5	4.8
Avg. Stride Freq. [Hz]	2.1	2.3	2.2	2.2	2.2	2.3	2.3	2.2
Avg. Stride Length [m]	6.2	7.7	7.8	7.7	7.7	7.7	7.9	7.5



- [] Ranking at each section and finish
- :-:- No data available at this section
- NA No data available

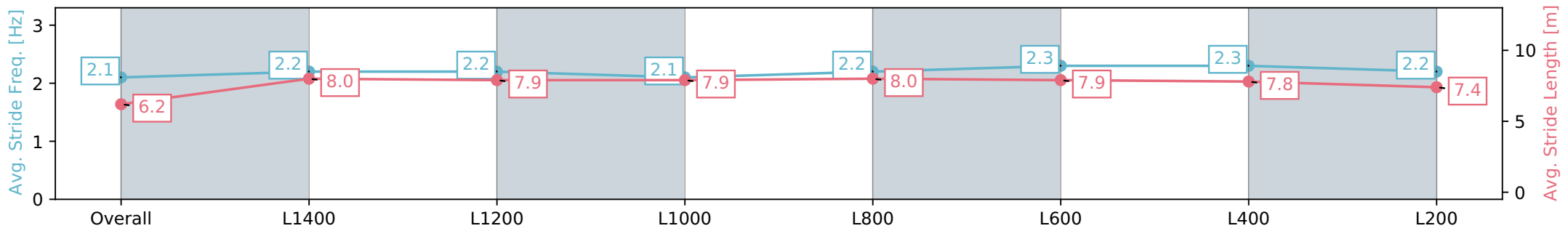
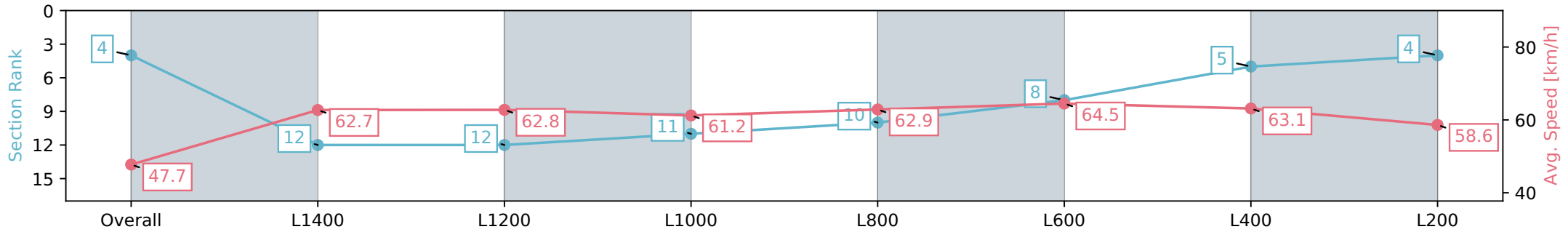
Horse/Jockey Name	LAGISQUET
Finish Rank	4
Fastest Section Time (Section)	0:11.07 (L600)
Top Speed [km/h] (Section)	65.4 (L600)
Race State	Finished



Pukekohe Park NZ - Professional
 Race 8: ELLERSLIE EVENTS 1600 - 1600m
 20 March 2024 - 6:00PM
 Track Rating: Good 4, Weather: Fine, Rail Position: +6m



Section	Overall	L1400	L1200	L1000	L800	L600	L400	L200
Section Times	1:36.02 [4] (0:15.15)	1:20.87 [12] (0:11.46)	1:09.41 [12] (0:11.45)	0:57.96 [11] (0:11.76)	0:46.20 [10] (0:11.43)	0:34.77 [8] (0:11.07)	0:23.70 [5] (0:11.42)	0:12.28 [4] (0:12.28)
Average Speed [km/h]	47.7	62.7	62.8	61.2	62.9	64.5	63.1	58.6
Top Speed [km/h]	61.4	64.3	64.1	62.5	63.8	65.4	64.4	61.3
Avg. Dist. to Rail [m]	1.5	0.2	0.2	0.7	0.5	1.3	0.7	2.7
Avg. Stride Freq. [Hz]	2.1	2.2	2.2	2.1	2.2	2.3	2.3	2.2
Avg. Stride Length [m]	6.2	8.0	7.9	7.9	8.0	7.9	7.8	7.4



- [] Ranking at each section and finish
- :-:- No data available at this section
- NA No data available

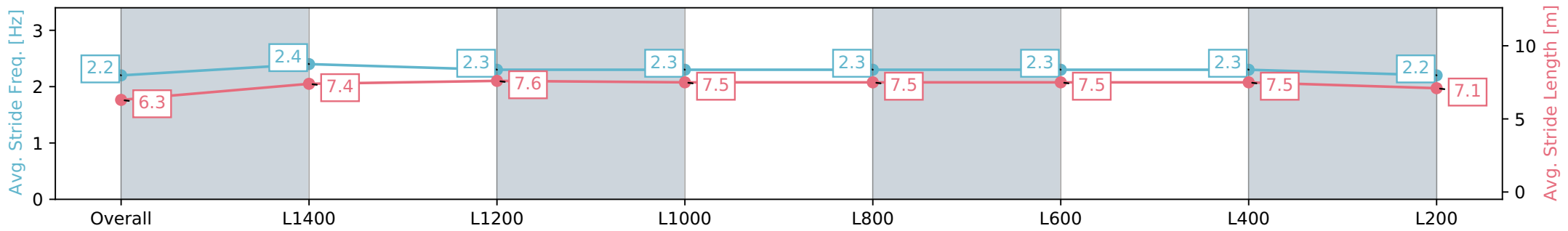
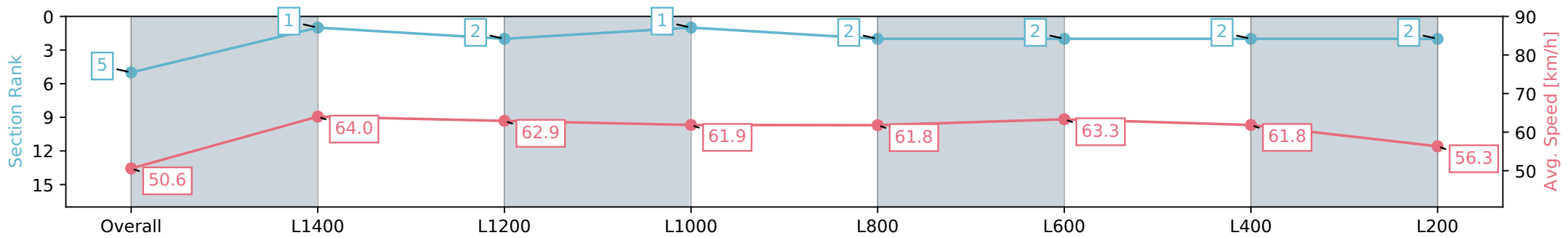
Horse/Jockey Name	LOOSE CHANGE
Finish Rank	5
Fastest Section Time (Section)	0:11.25 (L1400)
Top Speed [km/h] (Section)	65.5 (L1400)
Race State	Finished



Pukekohe Park NZ - Professional
 Race 8: ELLERSLIE EVENTS 1600 - 1600m
 20 March 2024 - 6:00PM
 Track Rating: Good 4, Weather: Fine, Rail Position: +6m



Section	Overall	L1400	L1200	L1000	L800	L600	L400	L200
Section Times	1:36.15 [5] (0:14.24)	1:21.91 [1] (0:11.25)	1:10.66 [2] (0:11.47)	0:59.19 [1] (0:11.73)	0:47.46 [2] (0:11.64)	0:35.82 [2] (0:11.42)	0:24.40 [2] (0:11.61)	0:12.79 [2] (0:12.79)
Average Speed [km/h]	50.6	64.0	62.9	61.9	61.8	63.3	61.8	56.3
Top Speed [km/h]	64.5	65.5	63.8	62.6	63.0	64.4	64.5	59.1
Avg. Dist. to Rail [m]	9.3	1.7	0.7	1.0	0.6	0.5	1.5	1.5
Avg. Stride Freq. [Hz]	2.2	2.4	2.3	2.3	2.3	2.3	2.3	2.2
Avg. Stride Length [m]	6.3	7.4	7.6	7.5	7.5	7.5	7.5	7.1



- [] Ranking at each section and finish
- :-:- No data available at this section
- NA No data available

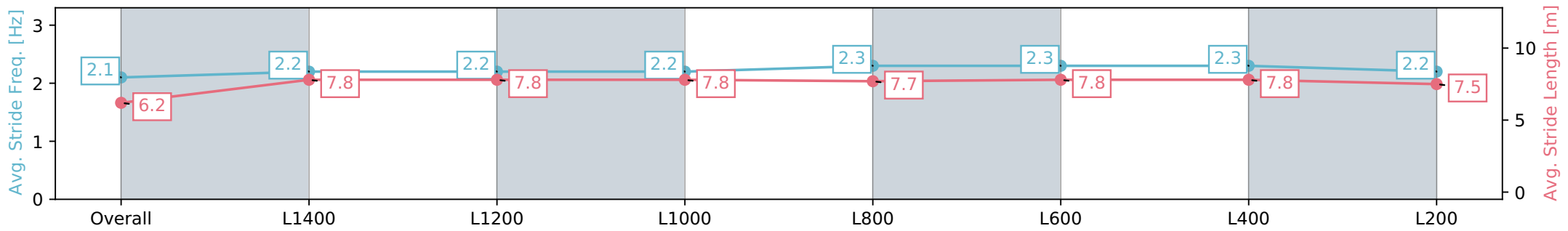
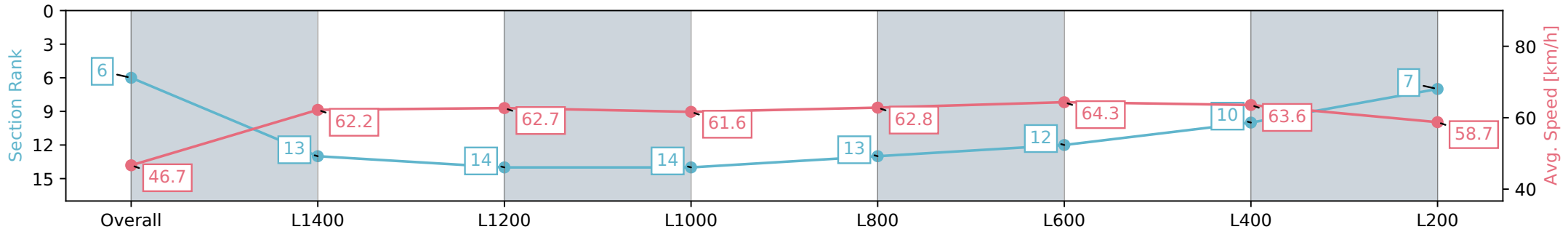
Horse/Jockey Name	STYLISH INVASION
Finish Rank	6
Fastest Section Time (Section)	0:11.21 (L600)
Top Speed [km/h] (Section)	65.2 (L400)
Race State	Finished



Pukekohe Park NZ - Professional
 Race 8: ELLERSLIE EVENTS 1600 - 1600m
 20 March 2024 - 6:00PM
 Track Rating: Good 4, Weather: Fine, Rail Position: +6m



Section	Overall	L1400	L1200	L1000	L800	L600	L400	L200
Section Times	1:36.33 [6] (0:15.41)	1:20.92 [13] (0:11.62)	1:09.30 [14] (0:11.49)	0:57.81 [14] (0:11.60)	0:46.21 [13] (0:11.40)	0:34.81 [12] (0:11.21)	0:23.60 [10] (0:11.31)	0:12.29 [7] (0:12.28)
Average Speed [km/h]	46.7	62.2	62.7	61.6	62.8	64.3	63.6	58.7
Top Speed [km/h]	60.3	63.5	63.7	62.6	64.9	65.1	65.2	61.1
Avg. Dist. to Rail [m]	4.1	0.2	0.3	1.0	0.9	0.9	1.7	2.1
Avg. Stride Freq. [Hz]	2.1	2.2	2.2	2.2	2.3	2.3	2.3	2.2
Avg. Stride Length [m]	6.2	7.8	7.8	7.8	7.7	7.8	7.8	7.5



- [] Ranking at each section and finish
- :-:- No data available at this section
- NA No data available

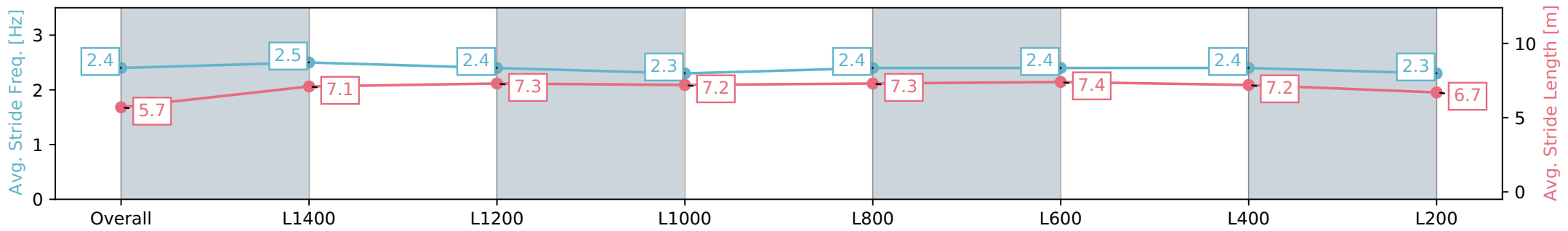
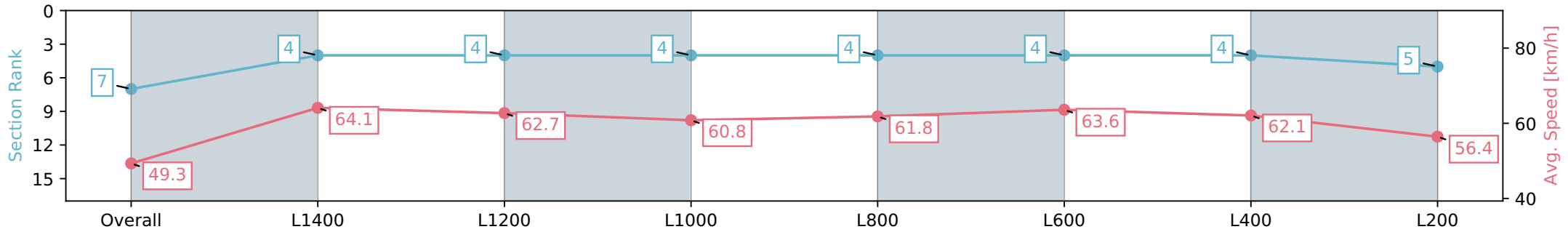
Horse/Jockey Name	VEGAS LIGHTS
Finish Rank	7
Fastest Section Time (Section)	0:11.21 (L1400)
Top Speed [km/h] (Section)	65.2 (L1400)
Race State	Finished



Pukekohe Park NZ - Professional
 Race 8: ELLERSLIE EVENTS 1600 - 1600m
 20 March 2024 - 6:00PM
 Track Rating: Good 4, Weather: Fine, Rail Position: +6m



Section	Overall	L1400	L1200	L1000	L800	L600	L400	L200
Section Times	1:36.54 [7] (0:14.60)	1:21.94 [4] (0:11.21)	1:10.73 [4] (0:11.52)	0:59.21 [4] (0:11.81)	0:47.40 [4] (0:11.73)	0:35.67 [4] (0:11.34)	0:24.33 [4] (0:11.56)	0:12.76 [5] (0:12.76)
Average Speed [km/h]	49.3	64.1	62.7	60.8	61.8	63.6	62.1	56.4
Top Speed [km/h]	62.3	65.2	63.7	62.3	63.3	64.7	64.3	59.5
Avg. Dist. to Rail [m]	2.2	0.5	0.5	0.6	1.0	0.6	1.5	1.4
Avg. Stride Freq. [Hz]	2.4	2.5	2.4	2.3	2.4	2.4	2.4	2.3
Avg. Stride Length [m]	5.7	7.1	7.3	7.2	7.3	7.4	7.2	6.7



- [] Ranking at each section and finish
- :-:- No data available at this section
- NA No data available

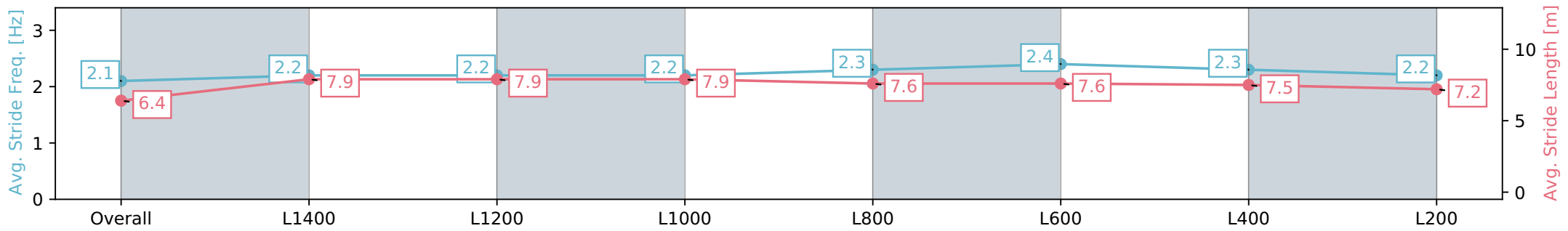
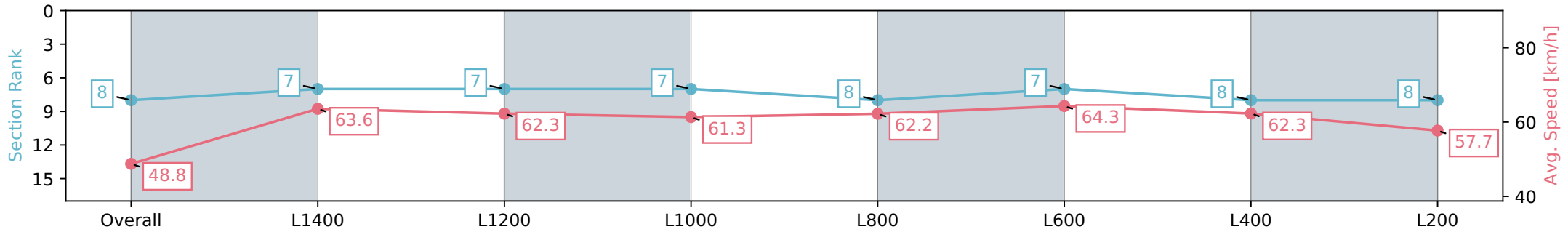
Horse/Jockey Name	LUCKY BAY
Finish Rank	8
Fastest Section Time (Section)	0:11.34 (L1400)
Top Speed [km/h] (Section)	65.6 (L600)
Race State	Finished



Pukekohe Park NZ - Professional
 Race 8: ELLERSLIE EVENTS 1600 - 1600m
 20 March 2024 - 6:00PM
 Track Rating: Good 4, Weather: Fine, Rail Position: +6m



Section	Overall	L1400	L1200	L1000	L800	L600	L400	L200
Section Times	1:36.55 [8] (0:14.78)	1:21.77 [7] (0:11.34)	1:10.43 [7] (0:11.53)	0:58.90 [7] (0:11.82)	0:47.08 [8] (0:11.72)	0:35.36 [7] (0:11.34)	0:24.02 [8] (0:11.53)	0:12.49 [8] (0:12.49)
Average Speed [km/h]	48.8	63.6	62.3	61.3	62.2	64.3	62.3	57.7
Top Speed [km/h]	62.4	64.1	63.5	61.9	63.6	65.6	64.9	59.9
Avg. Dist. to Rail [m]	4.7	1.3	1.1	0.7	2.7	3.2	4.3	4.3
Avg. Stride Freq. [Hz]	2.1	2.2	2.2	2.2	2.3	2.4	2.3	2.2
Avg. Stride Length [m]	6.4	7.9	7.9	7.9	7.6	7.6	7.5	7.2



- [] Ranking at each section and finish
- :-:- No data available at this section
- NA No data available

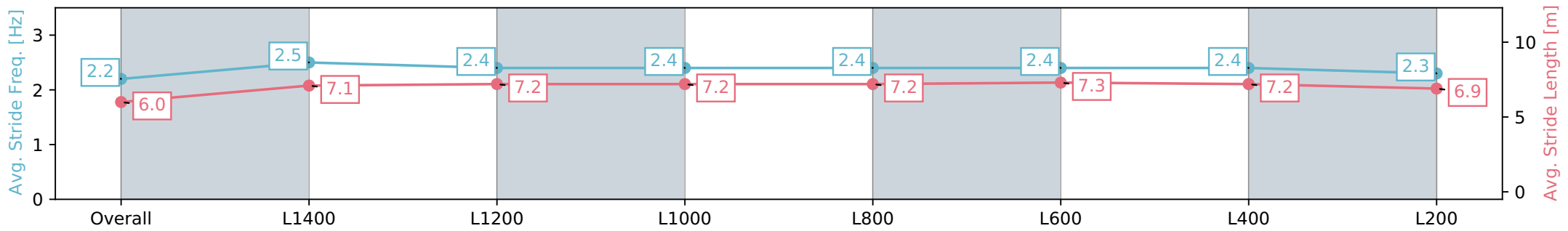
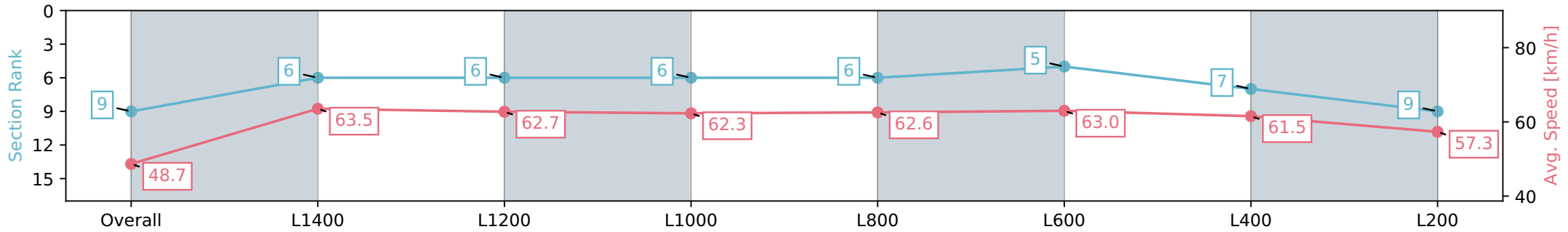
Horse/Jockey Name	MY ALIBI
Finish Rank	9
Fastest Section Time (Section)	0:11.34 (L1400)
Top Speed [km/h] (Section)	65.6 (L1400)
Race State	Finished



Pukekohe Park NZ - Professional
 Race 8: ELLERSLIE EVENTS 1600 - 1600m
 20 March 2024 - 6:00PM
 Track Rating: Good 4, Weather: Fine, Rail Position: +6m



Section	Overall	L1400	L1200	L1000	L800	L600	L400	L200
Section Times	1:36.70 [9] (0:14.76)	1:21.94 [6] (0:11.34)	1:10.60 [6] (0:11.50)	0:59.10 [6] (0:11.73)	0:47.37 [6] (0:11.66)	0:35.71 [5] (0:11.45)	0:24.26 [7] (0:11.68)	0:12.58 [9] (0:12.57)
Average Speed [km/h]	48.7	63.5	62.7	62.3	62.6	63.0	61.5	57.3
Top Speed [km/h]	60.8	65.6	64.4	63.8	63.9	63.6	63.8	60.3
Avg. Dist. to Rail [m]	3.1	2.3	2.2	2.5	2.2	0.9	2.3	2.2
Avg. Stride Freq. [Hz]	2.2	2.5	2.4	2.4	2.4	2.4	2.4	2.3
Avg. Stride Length [m]	6.0	7.1	7.2	7.2	7.2	7.3	7.2	6.9



- [] Ranking at each section and finish
- :-:- No data available at this section
- NA No data available

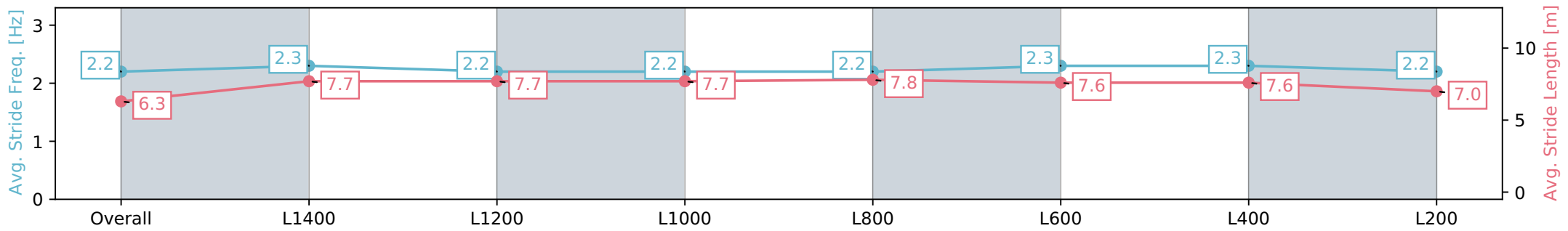
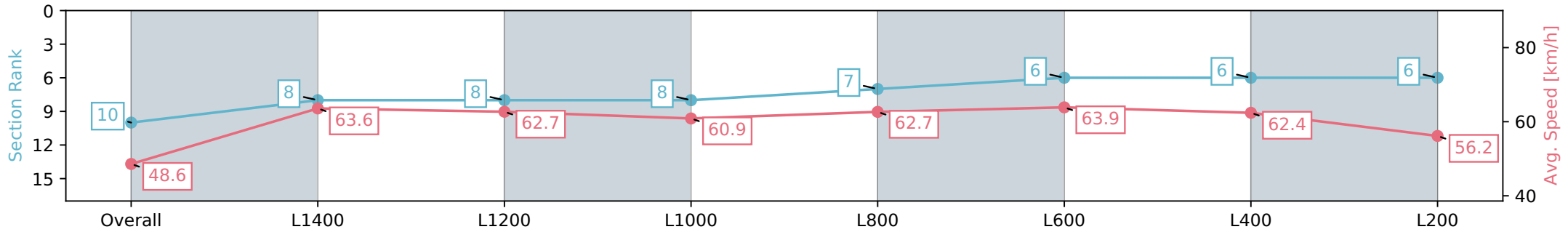
Horse/Jockey Name	SILPION
Finish Rank	10
Fastest Section Time (Section)	0:11.30 (L600)
Top Speed [km/h] (Section)	65.9 (L1400)
Race State	Finished



Pukekohe Park NZ - Professional
 Race 8: ELLERSLIE EVENTS 1600 - 1600m
 20 March 2024 - 6:00PM
 Track Rating: Good 4, Weather: Fine, Rail Position: +6m



Section	Overall	L1400	L1200	L1000	L800	L600	L400	L200
Section Times	1:36.76 [10] (0:14.83)	1:21.93 [8] (0:11.32)	1:10.61 [8] (0:11.50)	0:59.11 [8] (0:11.82)	0:47.29 [7] (0:11.63)	0:35.66 [6] (0:11.30)	0:24.36 [6] (0:11.54)	0:12.82 [6] (0:12.82)
Average Speed [km/h]	48.6	63.6	62.7	60.9	62.7	63.9	62.4	56.2
Top Speed [km/h]	59.8	65.9	63.8	62.1	64.1	65.7	65.0	59.4
Avg. Dist. to Rail [m]	0.5	0.2	0.4	0.5	1.5	2.2	4.2	4.1
Avg. Stride Freq. [Hz]	2.2	2.3	2.2	2.2	2.2	2.3	2.3	2.2
Avg. Stride Length [m]	6.3	7.7	7.7	7.7	7.8	7.6	7.6	7.0



Report Created: Wed 20 March 2024 16:29:33 GMT+11 (Note: Timing is based on positional data)

- [] Ranking at each section and finish
- :-:- No data available at this section
- NA No data available

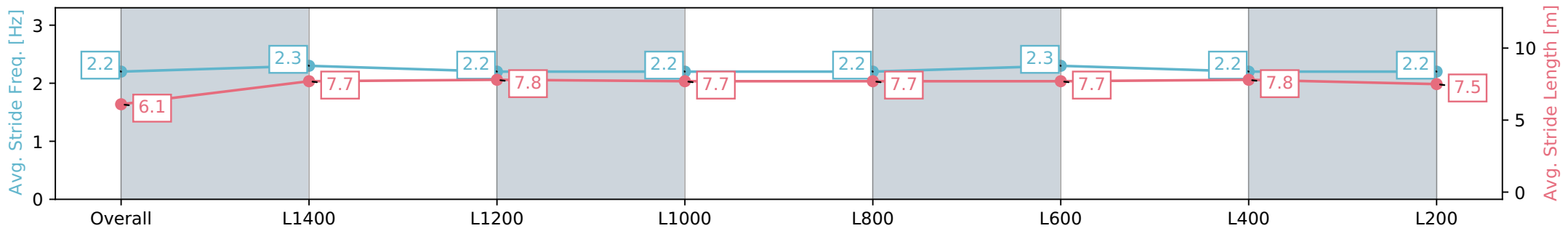
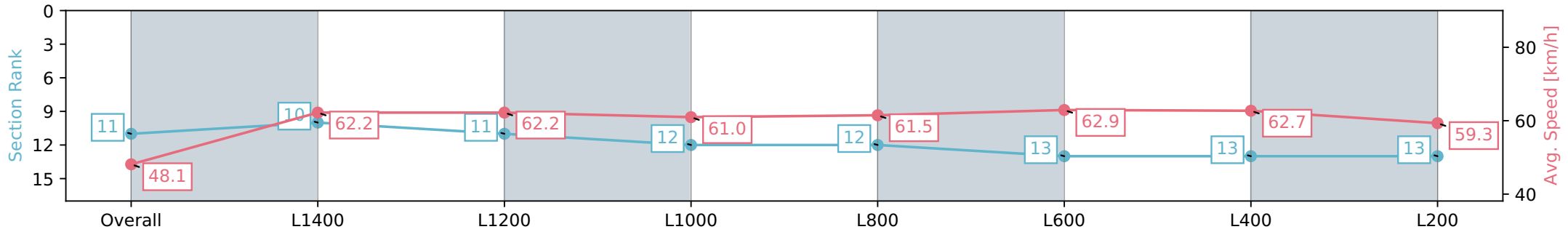
Horse/Jockey Name	JONTY JACK
Finish Rank	11
Fastest Section Time (Section)	0:11.46 (L400)
Top Speed [km/h] (Section)	64.0 (L400)
Race State	Finished



Pukekohe Park NZ - Professional
 Race 8: ELLERSLIE EVENTS 1600 - 1600m
 20 March 2024 - 6:00PM
 Track Rating: Good 4, Weather: Fine, Rail Position: +6m



Section	Overall	L1400	L1200	L1000	L800	L600	L400	L200
Section Times	1:36.84 [11] (0:14.97)	1:21.87 [10] (0:11.59)	1:10.28 [11] (0:11.56)	0:58.72 [12] (0:11.82)	0:46.90 [12] (0:11.75)	0:35.15 [13] (0:11.54)	0:23.61 [13] (0:11.46)	0:12.15 [13] (0:12.15)
Average Speed [km/h]	48.1	62.2	62.2	61.0	61.5	62.9	62.7	59.3
Top Speed [km/h]	60.4	63.7	63.0	61.8	62.4	63.5	64.0	61.4
Avg. Dist. to Rail [m]	2.5	1.5	0.8	0.5	0.6	2.2	3.1	0.8
Avg. Stride Freq. [Hz]	2.2	2.3	2.2	2.2	2.2	2.3	2.2	2.2
Avg. Stride Length [m]	6.1	7.7	7.8	7.7	7.7	7.7	7.8	7.5



- [] Ranking at each section and finish
- :-:- No data available at this section
- NA No data available

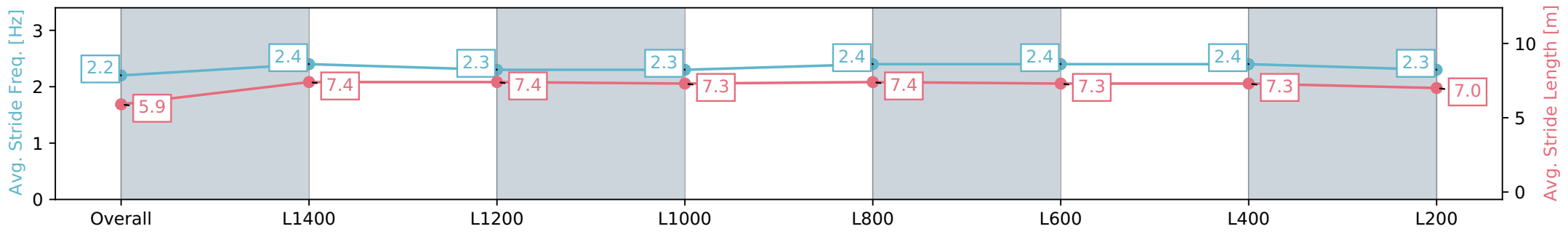
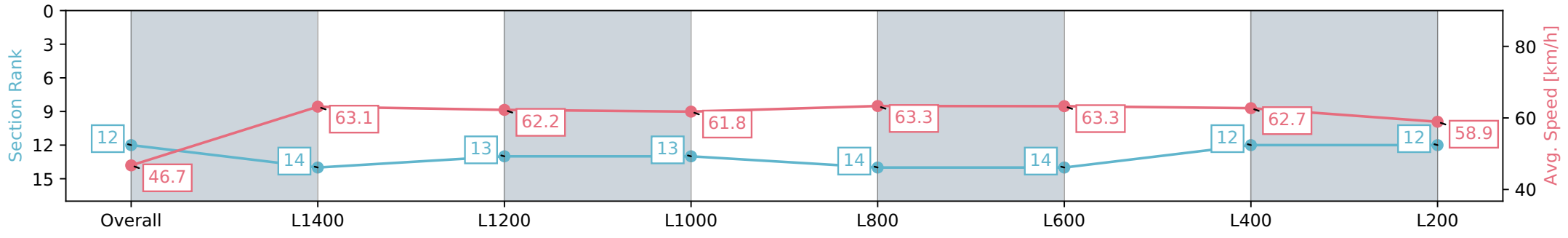
Horse/Jockey Name	BARCELONA
Finish Rank	12
Fastest Section Time (Section)	0:11.37 (L1400)
Top Speed [km/h] (Section)	65.0 (L800)
Race State	Finished



Pukekohe Park NZ - Professional
 Race 8: ELLERSLIE EVENTS 1600 - 1600m
 20 March 2024 - 6:00PM
 Track Rating: Good 4, Weather: Fine, Rail Position: +6m



Section	Overall	L1400	L1200	L1000	L800	L600	L400	L200
Section Times	1:36.88 [12] (0:15.44)	1:21.44 [14] (0:11.37)	1:10.07 [13] (0:11.59)	0:58.48 [13] (0:11.80)	0:46.68 [14] (0:11.49)	0:35.19 [14] (0:11.51)	0:23.68 [12] (0:11.46)	0:12.22 [12] (0:12.22)
Average Speed [km/h]	46.7	63.1	62.2	61.8	63.3	63.3	62.7	58.9
Top Speed [km/h]	62.2	64.2	63.3	63.6	65.0	64.0	64.3	61.6
Avg. Dist. to Rail [m]	7.4	1.2	1.3	2.0	1.7	3.9	6.2	6.1
Avg. Stride Freq. [Hz]	2.2	2.4	2.3	2.3	2.4	2.4	2.4	2.3
Avg. Stride Length [m]	5.9	7.4	7.4	7.3	7.4	7.3	7.3	7.0



Report Created: Wed 20 March 2024 16:29:40 GMT+11 (Note: Timing is based on positional data)

- [] Ranking at each section and finish
- :-:- No data available at this section
- NA No data available



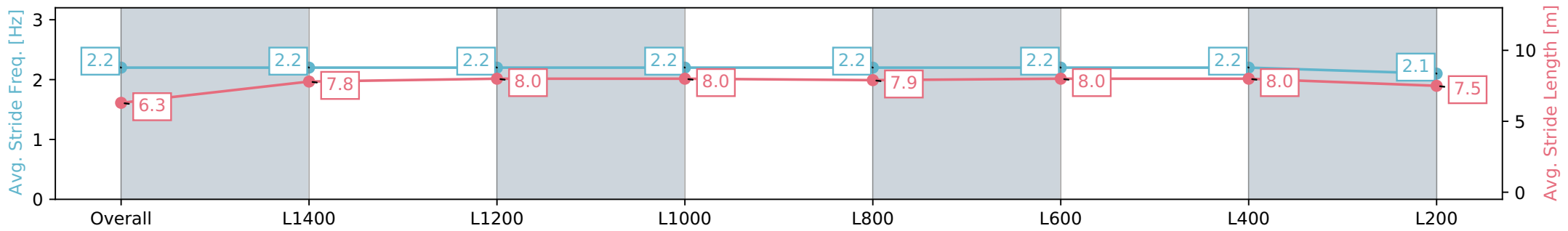
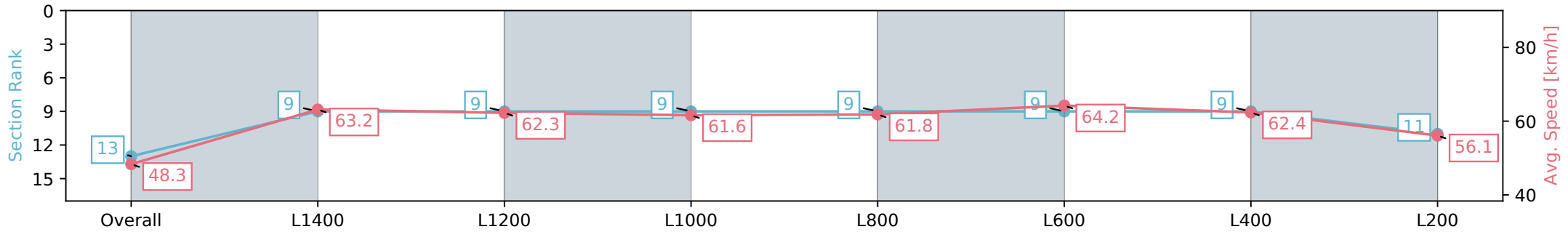
Horse/Jockey Name	BAMBOOZLE
Finish Rank	13
Fastest Section Time (Section)	0:11.30 (L600)
Top Speed [km/h] (Section)	65.8 (L1400)
Race State	Finished



Pukekohe Park NZ - Professional
 Race 8: ELLERSLIE EVENTS 1600 - 1600m
 20 March 2024 - 6:00PM
 Track Rating: Good 4, Weather: Fine, Rail Position: +6m



Section	Overall	L1400	L1200	L1000	L800	L600	L400	L200
Section Times	1:36.98 [13] (0:14.87)	1:22.11 [9] (0:11.41)	1:10.70 [9] (0:11.59)	0:59.11 [9] (0:11.72)	0:47.39 [9] (0:11.72)	0:35.67 [9] (0:11.30)	0:24.37 [9] (0:11.55)	0:12.82 [11] (0:12.82)
Average Speed [km/h]	48.3	63.2	62.3	61.6	61.8	64.2	62.4	56.1
Top Speed [km/h]	61.4	65.8	63.7	62.5	63.1	65.6	65.0	59.8
Avg. Dist. to Rail [m]	1.3	1.2	1.1	0.7	1.2	2.3	4.4	3.8
Avg. Stride Freq. [Hz]	2.2	2.2	2.2	2.2	2.2	2.2	2.2	2.1
Avg. Stride Length [m]	6.3	7.8	8.0	8.0	7.9	8.0	8.0	7.5



- [] Ranking at each section and finish
- :-:- No data available at this section
- NA No data available

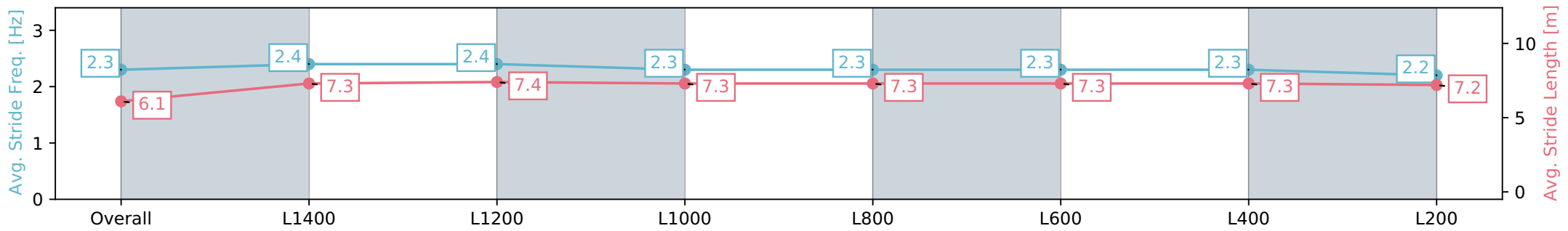
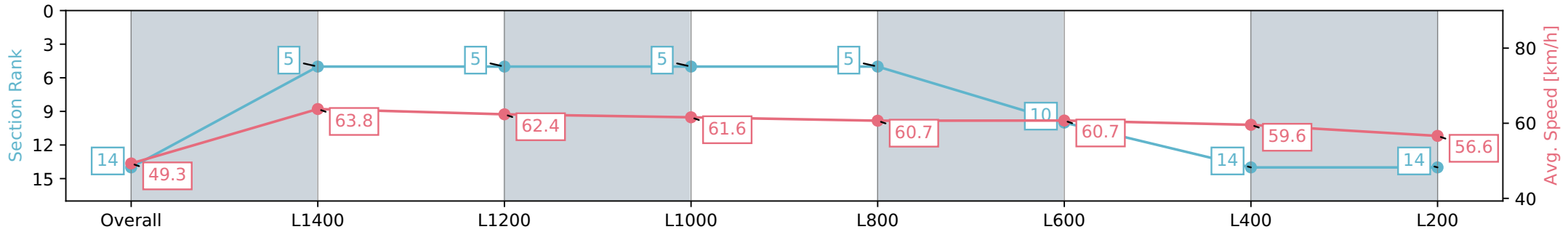
Horse/Jockey Name	MIDDLE KHAN
Finish Rank	14
Fastest Section Time (Section)	0:11.28 (L1400)
Top Speed [km/h] (Section)	65.3 (L1400)
Race State	Finished



Pukekohe Park NZ - Professional
 Race 8: ELLERSLIE EVENTS 1600 - 1600m
 20 March 2024 - 6:00PM
 Track Rating: Good 4, Weather: Fine, Rail Position: +6m



Section	Overall	L1400	L1200	L1000	L800	L600	L400	L200
Section Times	1:38.10 [14] (0:14.64)	1:23.46 [5] (0:11.28)	1:12.18 [5] (0:11.53)	1:00.65 [5] (0:11.88)	0:48.77 [5] (0:12.00)	0:36.77 [10] (0:11.99)	0:24.78 [14] (0:12.07)	0:12.71 [14] (0:12.71)
Average Speed [km/h]	49.3	63.8	62.4	61.6	60.7	60.7	59.6	56.6
Top Speed [km/h]	62.4	65.3	63.4	62.2	61.9	62.5	61.8	57.9
Avg. Dist. to Rail [m]	6.7	2.2	2.0	2.2	2.6	2.8	4.3	5.0
Avg. Stride Freq. [Hz]	2.3	2.4	2.4	2.3	2.3	2.3	2.3	2.2
Avg. Stride Length [m]	6.1	7.3	7.4	7.3	7.3	7.3	7.3	7.2



- [] Ranking at each section and finish
- :-:- No data available at this section
- NA No data available