

Track Rating: Good 4, Weather: Fine, Rail Position: +6m

| Section | | | | | | | | | | | | | Overall | | L1000 | L800 | L600 | L400 | L200 | | |
|-------------|----|--|---------|-------------------|---------------------|------------|----------------------|---------------------------|---------------------------|---------------------------|---------------------------|---------------------------|-----------|-----------|------------------------------------|-----------|-----------|-----------|------|--|--|
| Field Times | | | | | | | | | | | | | 1:09.77 | 0:55.89 | 0:44.88 | 0:33.76 | 0:22.54 | 0:11.53 | | | |
| | | | | | | | | | | | | | (0:13.88) | (0:11.01) | (0:11.12) | (0:11.22) | (0:11.01) | (0:11.53) | | | |
| Position | # | Horse/Jockey | Barrier | Top Speed [km/h] | Fastest Section | First 400m | | | | | | | | Margin | Distance Travelled From Winner [m] | | | | | | |
| 1 | 7 | PERSIFLAGE Jasmine Fawcett | 7 | 68.3 400-200 | 0:10.79 400-200 | 0:25.15 | 1:09.77 (0:14.10) | 0:55.67 [4] (0:11.05) | 0:44.62 [3] (0:11.34) | 0:33.28 [4] (0:10.97) | 0:22.31 [4] (0:10.79) | 0:11.52 [2] (0:11.52) | 1:09.77 | | | | | | | | |
| 2 | 3 | GOLDILUXE Samantha Spratt | 3 | 68.3 400-200 | 0:10.81 400-200 | 0:25.19 | 1:09.78 (0:14.09) | 0:55.69 [3] (0:11.10) | 0:44.59 [4] (0:11.26) | 0:33.33 [3] (0:10.98) | 0:22.35 [3] (0:10.81) | 0:11.54 [1] (0:11.54) | 0.01L | -9 | | | | | | | |
| 3 | 9 | EGYPTIAN BLUE Vincent Colgan | 9 | 67.6 400-200 | 0:10.90 400-200 | 0:25.52 | 1:10.21 (0:14.38) | 0:55.83 [7] (0:11.14) | 0:44.69 [8] (0:11.18) | 0:33.51 [7] (0:10.99) | 0:22.52 [5] (0:10.90) | 0:11.62 [5] (0:11.62) | 0.43L | -7 | | | | | | | |
| 4 | 4 | CHUCKLE'S DAUGHTER Matthew Cameron | 4 | 68.1 1000-800 | 0:10.95 1000-800 | 0:24.95 | 1:10.31 (0:14.00) | 0:56.31 [2] (0:10.95) | 0:45.36 [2] (0:11.26) | 0:34.10 [2] (0:11.05) | 0:23.05 [2] (0:11.00) | 0:12.05 [3] (0:12.05) | 0.1L | -6 | | | | | | | |
| 5 | 1 | CINNAMON GIRL Owen Bosson | 1 | 68.7 400-200 | 0:10.74 400-200 | 0:25.72 | 1:10.43 (0:14.54) | 0:55.89 [10] (0:11.18) | 0:44.71 [9] (0:11.30) | 0:33.41 [10] (0:10.92) | 0:22.49 [9] (0:10.74) | 0:11.75 [6] (0:11.75) | 0.12L | -5 | | | | | | | |
| 6 | 5 | SATIN DOLL Michael McNab | 5 | 67.8 600-400 | 0:10.90 600-400 | 0:25.48 | 1:10.65 (0:14.39) | 0:56.26 [9] (0:11.09) | 0:45.17 [7] (0:11.34) | 0:33.83 [8] (0:10.90) | 0:22.93 [6] (0:11.01) | 0:11.92 [7] (0:11.92) | 0.22L | -7 | | | | | | | |
| 7 | 13 | LA DULCIN'EE Joseph Doyle | 13 | 68.5 1200-1000 | 0:11.01 1000-800 | 0:24.89 | 1:10.70 (0:13.88) | 0:56.82 [1] (0:11.01) | 0:45.81 [1] (0:11.12) | 0:34.69 [1] (0:11.22) | 0:23.47 [1] (0:11.09) | 0:12.38 [4] (0:12.38) | 0.05L | -6 | | | | | | | |
| 8 | 6 | SURF QUEEN Masahiro Hashizume | 6 | 67.7 400-200 | 0:11.00 400-200 | 0:25.72 | 1:11.01 (0:14.61) | 0:56.40 [11] (0:11.11) | 0:45.29 [10] (0:11.13) | 0:34.16 [9] (0:11.03) | 0:23.13 [7] (0:11.00) | 0:12.13 [8] (0:12.13) | 0.31L | -9 | | | | | | | |
| 9 | 10 | LIAISON Kelly Myers | 10 | 67.6 1000-800 | 0:11.02 1000-800 | 0:25.35 | 1:11.28 (0:14.33) | 0:56.95 [6] (0:11.02) | 0:45.93 [6] (0:11.34) | 0:34.59 [6] (0:11.21) | 0:23.38 [8] (0:11.26) | 0:12.12 [9] (0:12.12) | 0.27L | -1 | | | | | | | |
| 10 | 11 | OUR BELLA FLYER Niranjan Parmar | 11 | 68.0 1000-800 | 0:11.02 1000-800 | 0:25.23 | 1:13.04 (0:14.21) | 0:58.83 [5] (0:11.02) | 0:47.81 [5] (0:11.40) | 0:36.41 [5] (0:11.65) | 0:24.76 [10] (0:11.97) | 0:12.79 [10] (0:12.79) | 1.76L | +0 | | | | | | | |

Scratched: Ms Candee Lane (#2), Sunrain Sailing (#12), Fernandez (#14), Forseti (#15), Miss Bo Peep (#16), Volkner (#17), Swiss Lotta (#18)

Track Rating: Good 4, Weather: Fine, Rail Position: +6m

| Section | | | | | | | | | | | | | | |
|-------------|---|--------------|-----------|------------------|-----------------|------------|-----------|-------------|--------------|--------------|--------------|--------------|--------|----------------|
| Field Times | | Overall | L1000 | L800 | L600 | L400 | L200 | | | | | | Margin | Distance |
| | | 1:09.77 | 0:55.89 | 0:44.88 | 0:33.76 | 0:22.54 | 0:11.53 | | | | | | | Travelled From |
| | | (0:13.88) | (0:11.01) | (0:11.12) | (0:11.22) | (0:11.01) | (0:11.53) | | | | | | | Winner [m] |
| Position | # | Horse/Jockey | Barrier | Top Speed [km/h] | Fastest Section | First 400m | | | | | | | | |
| 11 | 8 | BELLE SERENE | 8 | 66.8 | 0:11.28 | 0:25.83 | 1:13.65 | 0:59.27 [8] | 0:47.82 [11] | 0:36.53 [11] | 0:25.03 [11] | 0:13.21 [11] | 0.61L | +1 |
| | | Maria Sanson | | 800-600 | 800-600 | | (0:14.38) | (0:11.45) | (0:11.28) | (0:11.50) | (0:11.82) | (0:13.21) | | |

Scratched: Ms Candee Lane (#2), Sunrain Sailing (#12), Fernandez (#14), Forseti (#15), Miss Bo Peep (#16), Volkner (#17), Swiss Lotta (#18)

| | |
|--------------------------------|----------------|
| Horse/Jockey Name | PERSIFLAGE |
| Finish Rank | 1 |
| Fastest Section Time (Section) | 0:10.79 (L400) |
| Top Speed [km/h] (Section) | 68.3 (L400) |
| Race State | Finished |



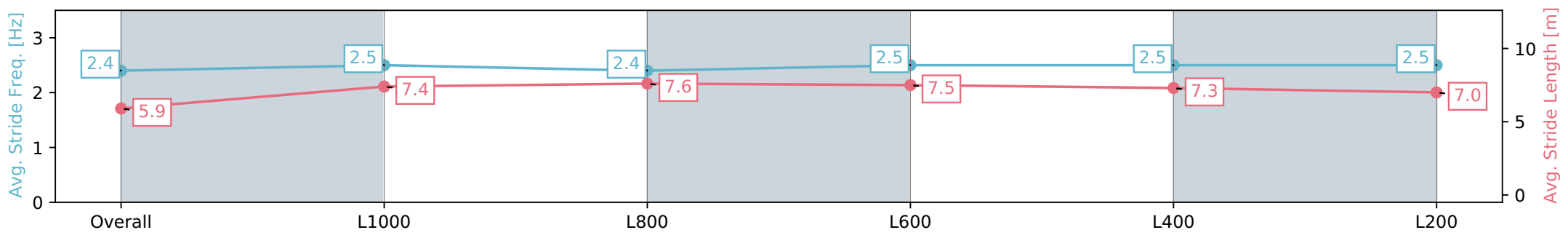
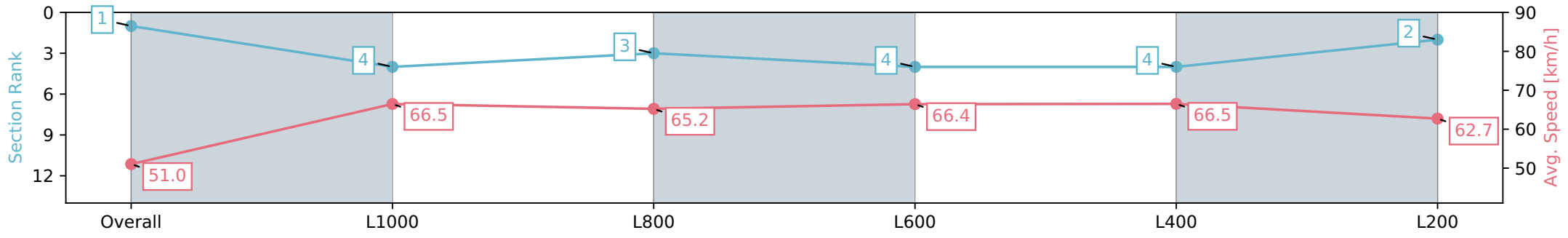
Pukekohe Park NZ - Professional
 Race 7: ENTAIN - NZB INSURANCE PEARL SERIES RACE -
 1200m



20 March 2024 - 5:24PM

Track Rating: Good 4, Weather: Fine, Rail Position: +6m

| Section | Overall | L1000 | L800 | L600 | L400 | L200 |
|------------------------|--------------------------|--------------------------|--------------------------|--------------------------|--------------------------|--------------------------|
| Section Times | 1:09.77 [1] (0:14.10) | 0:55.67 [4] (0:11.05) | 0:44.62 [3] (0:11.34) | 0:33.28 [4] (0:10.97) | 0:22.31 [4] (0:10.79) | 0:11.52 [2] (0:11.52) |
| Average Speed [km/h] | 51.0 | 66.5 | 65.2 | 66.4 | 66.5 | 62.7 |
| Top Speed [km/h] | 64.9 | 67.5 | 67.0 | 67.1 | 68.3 | 64.7 |
| Avg. Dist. to Rail [m] | 1.7 | 3.6 | 4.6 | 2.5 | 3.3 | 2.1 |
| Avg. Stride Freq. [Hz] | 2.4 | 2.5 | 2.4 | 2.5 | 2.5 | 2.5 |
| Avg. Stride Length [m] | 5.9 | 7.4 | 7.6 | 7.5 | 7.3 | 7.0 |



Report Created: Wed 20 March 2024 15:45:13 GMT+11 (Note: Timing is based on positional data)

- [] Ranking at each section and finish
- :-:- No data available at this section
- NA No data available



| | |
|--------------------------------|----------------|
| Horse/Jockey Name | GOLDILUXE |
| Finish Rank | 2 |
| Fastest Section Time (Section) | 0:10.81 (L400) |
| Top Speed [km/h] (Section) | 68.3 (L400) |
| Race State | Finished |



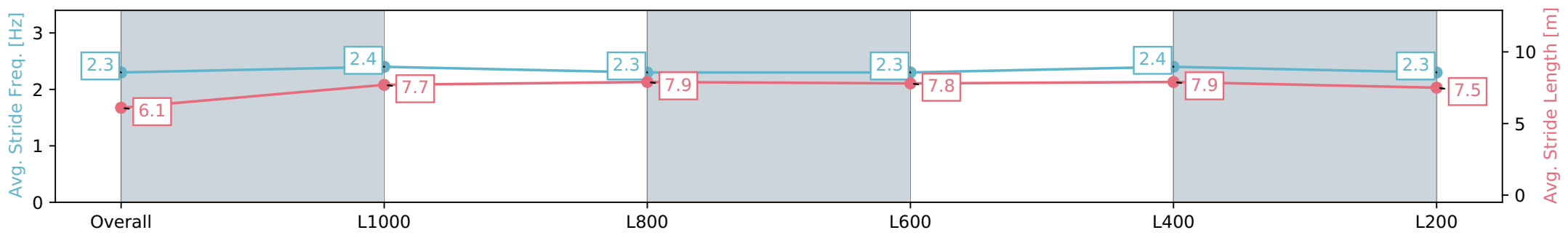
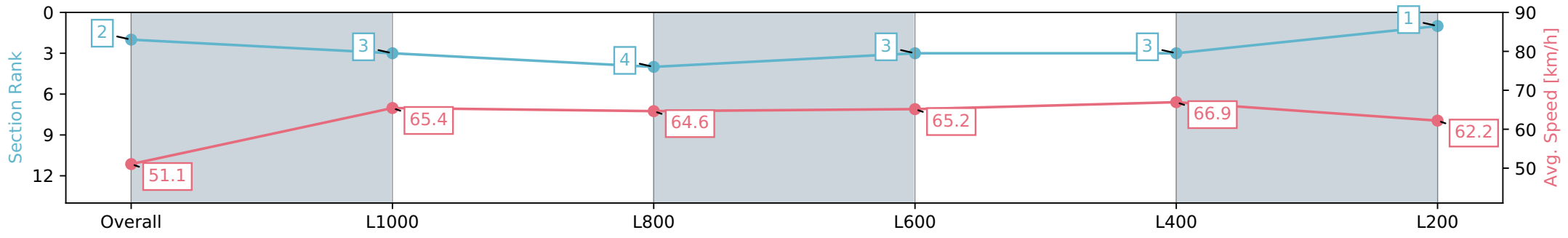
Pukekohe Park NZ - Professional
 Race 7: ENTAIN - NZB INSURANCE PEARL SERIES RACE -
 1200m



20 March 2024 - 5:24PM

Track Rating: Good 4, Weather: Fine, Rail Position: +6m

| Section | Overall | L1000 | L800 | L600 | L400 | L200 |
|------------------------|--------------------------|--------------------------|--------------------------|--------------------------|--------------------------|--------------------------|
| Section Times | 1:09.78 [2] (0:14.09) | 0:55.69 [3] (0:11.10) | 0:44.59 [4] (0:11.26) | 0:33.33 [3] (0:10.98) | 0:22.35 [3] (0:10.81) | 0:11.54 [1] (0:11.54) |
| Average Speed [km/h] | 51.1 | 65.4 | 64.6 | 65.2 | 66.9 | 62.2 |
| Top Speed [km/h] | 65.6 | 66.3 | 65.9 | 67.3 | 68.3 | 65.5 |
| Avg. Dist. to Rail [m] | 0.7 | 1.5 | 1.9 | 1.3 | 1.8 | 1.7 |
| Avg. Stride Freq. [Hz] | 2.3 | 2.4 | 2.3 | 2.3 | 2.4 | 2.3 |
| Avg. Stride Length [m] | 6.1 | 7.7 | 7.9 | 7.8 | 7.9 | 7.5 |



Report Created: Wed 20 March 2024 15:45:15 GMT+11 (Note: Timing is based on positional data)

- [] Ranking at each section and finish
- :-:- No data available at this section
- NA No data available

| | |
|--------------------------------|----------------|
| Horse/Jockey Name | EGYPTIAN BLUE |
| Finish Rank | 3 |
| Fastest Section Time (Section) | 0:10.90 (L400) |
| Top Speed [km/h] (Section) | 67.6 (L400) |
| Race State | Finished |



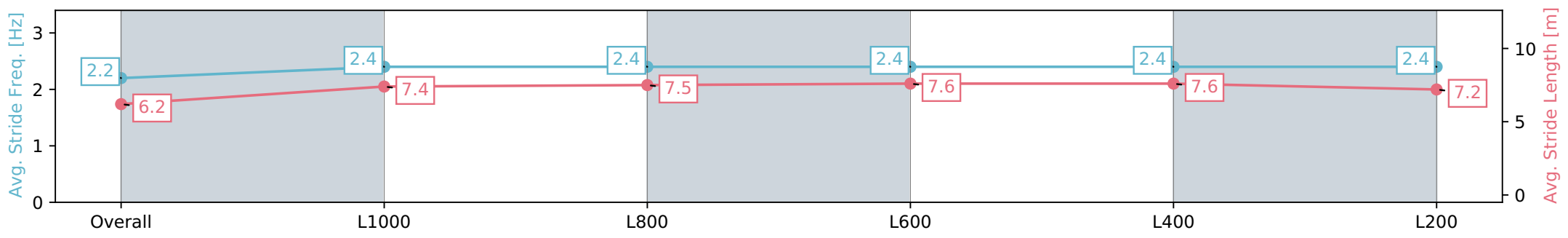
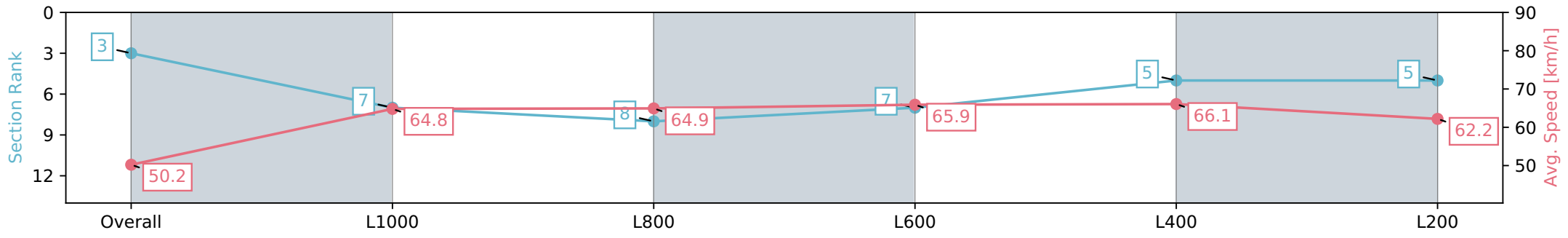
Pukekohe Park NZ - Professional
 Race 7: ENTAIN - NZB INSURANCE PEARL SERIES RACE -
 1200m



20 March 2024 - 5:24PM

Track Rating: Good 4, Weather: Fine, Rail Position: +6m

| Section | Overall | L1000 | L800 | L600 | L400 | L200 |
|------------------------|--------------------------|--------------------------|--------------------------|--------------------------|--------------------------|--------------------------|
| Section Times | 1:10.21 [3] (0:14.38) | 0:55.83 [7] (0:11.14) | 0:44.69 [8] (0:11.18) | 0:33.51 [7] (0:10.99) | 0:22.52 [5] (0:10.90) | 0:11.62 [5] (0:11.62) |
| Average Speed [km/h] | 50.2 | 64.8 | 64.9 | 65.9 | 66.1 | 62.2 |
| Top Speed [km/h] | 64.8 | 66.3 | 66.2 | 67.5 | 67.6 | 64.4 |
| Avg. Dist. to Rail [m] | 0.4 | 0.8 | 1.6 | 2.2 | 4.5 | 5.4 |
| Avg. Stride Freq. [Hz] | 2.2 | 2.4 | 2.4 | 2.4 | 2.4 | 2.4 |
| Avg. Stride Length [m] | 6.2 | 7.4 | 7.5 | 7.6 | 7.6 | 7.2 |



Report Created: Wed 20 March 2024 15:45:18 GMT+11 (Note: Timing is based on positional data)

- [] Ranking at each section and finish
- :-:- No data available at this section
- NA No data available

| | |
|--------------------------------|--------------------|
| Horse/Jockey Name | CHUCKLE'S DAUGHTER |
| Finish Rank | 4 |
| Fastest Section Time (Section) | 0:10.95 (L1000) |
| Top Speed [km/h] (Section) | 68.1 (L1000) |
| Race State | Finished |



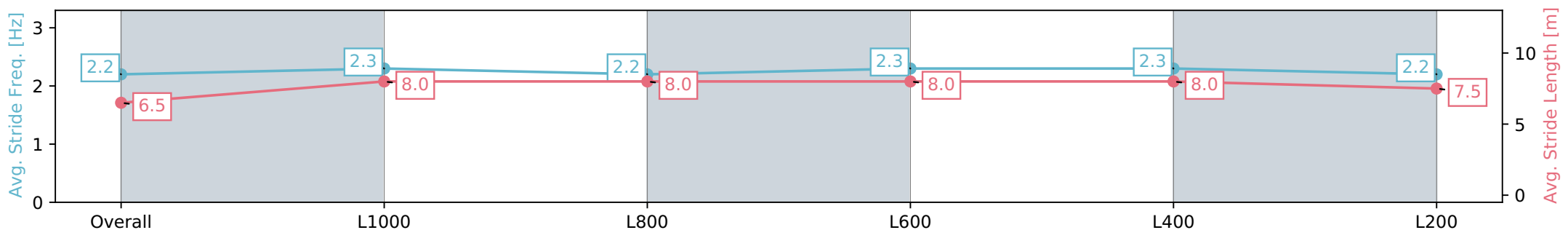
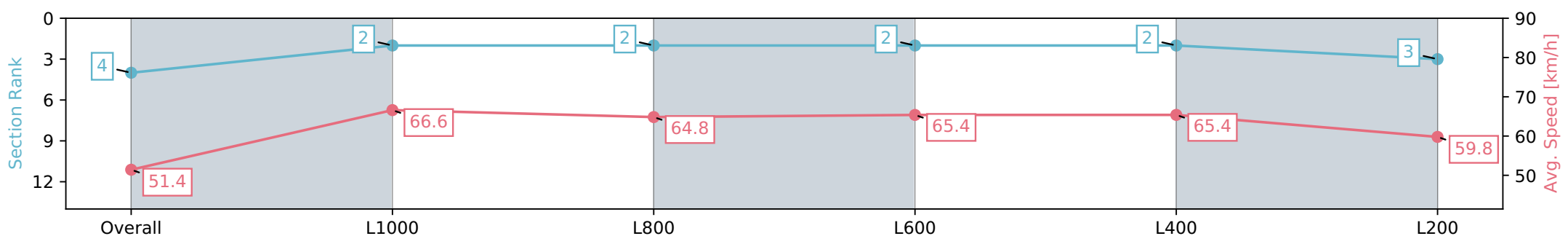
Pukekohe Park NZ - Professional
 Race 7: ENTAIN - NZB INSURANCE PEARL SERIES RACE -
 1200m



20 March 2024 - 5:24PM

Track Rating: Good 4, Weather: Fine, Rail Position: +6m

| Section | Overall | L1000 | L800 | L600 | L400 | L200 |
|------------------------|--------------------------|--------------------------|--------------------------|--------------------------|--------------------------|--------------------------|
| Section Times | 1:10.31 [4] (0:14.00) | 0:56.31 [2] (0:10.95) | 0:45.36 [2] (0:11.26) | 0:34.10 [2] (0:11.05) | 0:23.05 [2] (0:11.00) | 0:12.05 [3] (0:12.05) |
| Average Speed [km/h] | 51.4 | 66.6 | 64.8 | 65.4 | 65.4 | 59.8 |
| Top Speed [km/h] | 67.6 | 68.1 | 66.2 | 67.2 | 67.6 | 62.4 |
| Avg. Dist. to Rail [m] | 4.5 | 2.1 | 2.3 | 1.4 | 1.8 | 2.3 |
| Avg. Stride Freq. [Hz] | 2.2 | 2.3 | 2.2 | 2.3 | 2.3 | 2.2 |
| Avg. Stride Length [m] | 6.5 | 8.0 | 8.0 | 8.0 | 8.0 | 7.5 |



Report Created: Wed 20 March 2024 15:45:21 GMT+11 (Note: Timing is based on positional data)

- [] Ranking at each section and finish
- :-:- No data available at this section
- NA No data available



| | |
|--------------------------------|----------------|
| Horse/Jockey Name | CINNAMON GIRL |
| Finish Rank | 5 |
| Fastest Section Time (Section) | 0:10.74 (L400) |
| Top Speed [km/h] (Section) | 68.7 (L400) |
| Race State | Finished |



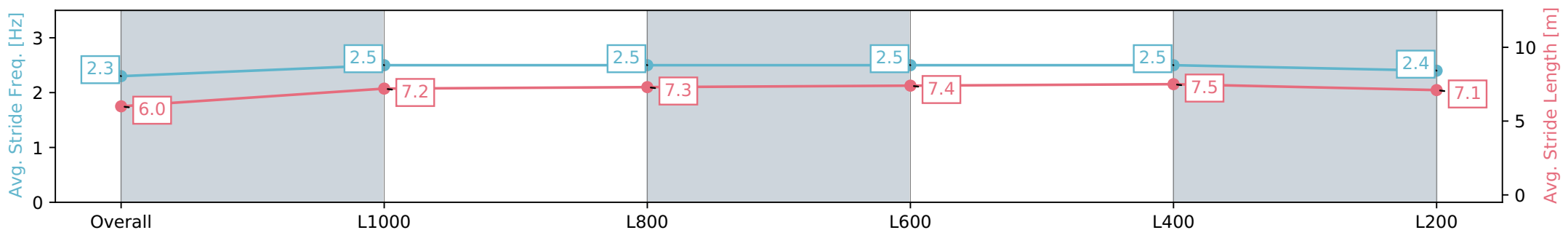
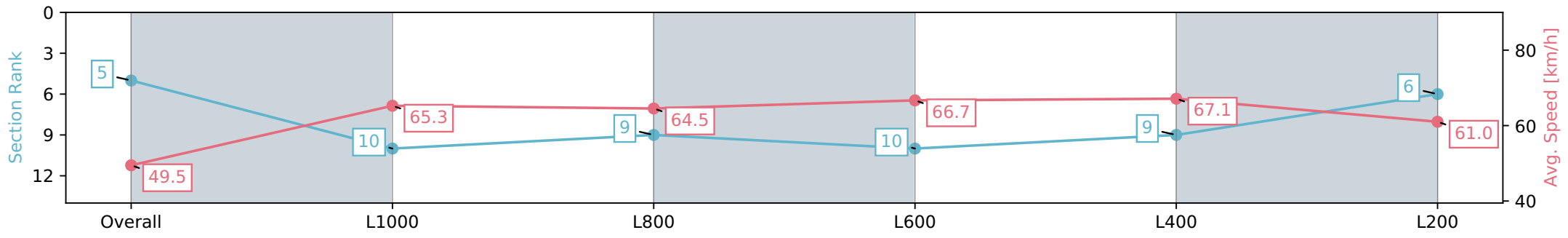
Pukekohe Park NZ - Professional
 Race 7: ENTAIN - NZB INSURANCE PEARL SERIES RACE -
 1200m



20 March 2024 - 5:24PM

Track Rating: Good 4, Weather: Fine, Rail Position: +6m

| Section | Overall | L1000 | L800 | L600 | L400 | L200 |
|------------------------|--------------------------|---------------------------|--------------------------|---------------------------|--------------------------|--------------------------|
| Section Times | 1:10.43 [5] (0:14.54) | 0:55.89 [10] (0:11.18) | 0:44.71 [9] (0:11.30) | 0:33.41 [10] (0:10.92) | 0:22.49 [9] (0:10.74) | 0:11.75 [6] (0:11.75) |
| Average Speed [km/h] | 49.5 | 65.3 | 64.5 | 66.7 | 67.1 | 61.0 |
| Top Speed [km/h] | 64.8 | 67.6 | 66.4 | 68.0 | 68.7 | 65.5 |
| Avg. Dist. to Rail [m] | 5.6 | 2.1 | 2.4 | 2.7 | 6.1 | 6.6 |
| Avg. Stride Freq. [Hz] | 2.3 | 2.5 | 2.5 | 2.5 | 2.5 | 2.4 |
| Avg. Stride Length [m] | 6.0 | 7.2 | 7.3 | 7.4 | 7.5 | 7.1 |



Report Created: Wed 20 March 2024 15:45:24 GMT+11 (Note: Timing is based on positional data)

- [] Ranking at each section and finish
- :-:- No data available at this section
- NA No data available



| | |
|--------------------------------|----------------|
| Horse/Jockey Name | SATIN DOLL |
| Finish Rank | 6 |
| Fastest Section Time (Section) | 0:10.90 (L600) |
| Top Speed [km/h] (Section) | 67.8 (L600) |
| Race State | Finished |



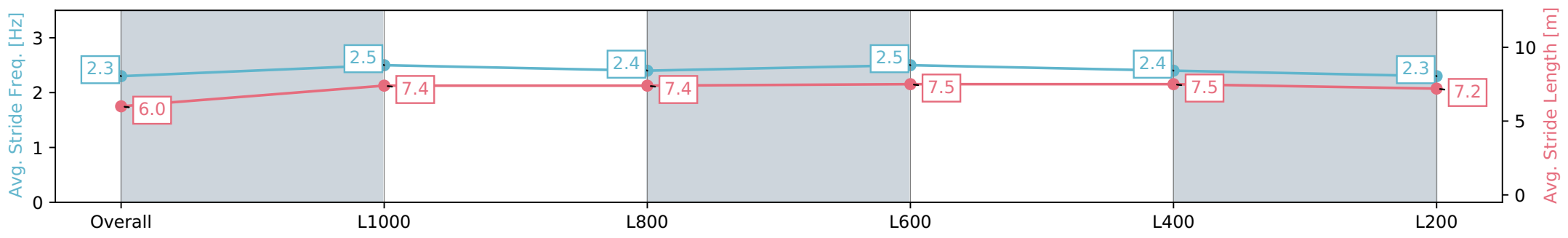
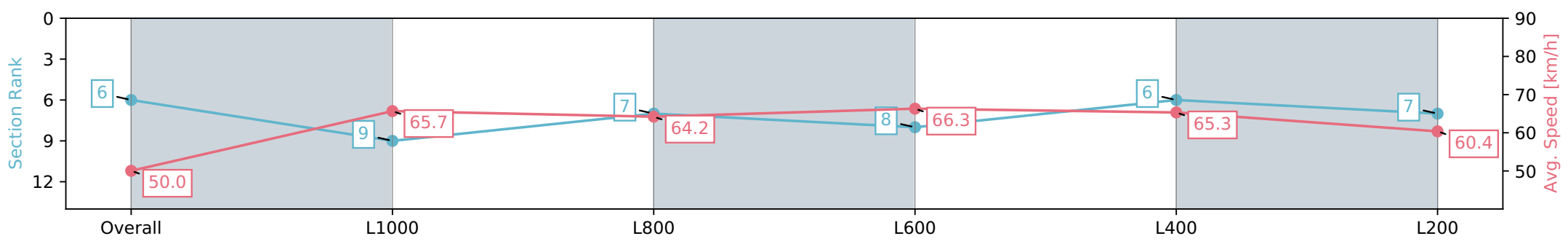
Pukekohe Park NZ - Professional
 Race 7: ENTAIN - NZB INSURANCE PEARL SERIES RACE -
 1200m



20 March 2024 - 5:24PM

Track Rating: Good 4, Weather: Fine, Rail Position: +6m

| Section | Overall | L1000 | L800 | L600 | L400 | L200 |
|------------------------|--------------------------|--------------------------|--------------------------|--------------------------|--------------------------|--------------------------|
| Section Times | 1:10.65 [6] (0:14.39) | 0:56.26 [9] (0:11.09) | 0:45.17 [7] (0:11.34) | 0:33.83 [8] (0:10.90) | 0:22.93 [6] (0:11.01) | 0:11.92 [7] (0:11.92) |
| Average Speed [km/h] | 50.0 | 65.7 | 64.2 | 66.3 | 65.3 | 60.4 |
| Top Speed [km/h] | 64.7 | 67.0 | 66.8 | 67.8 | 67.5 | 63.5 |
| Avg. Dist. to Rail [m] | 1.6 | 1.8 | 2.5 | 1.1 | 4.1 | 4.7 |
| Avg. Stride Freq. [Hz] | 2.3 | 2.5 | 2.4 | 2.5 | 2.4 | 2.3 |
| Avg. Stride Length [m] | 6.0 | 7.4 | 7.4 | 7.5 | 7.5 | 7.2 |



Report Created: Wed 20 March 2024 15:45:27 GMT+11 (Note: Timing is based on positional data)

- [] Ranking at each section and finish
- :-:- No data available at this section
- NA No data available



| | |
|--------------------------------|-----------------|
| Horse/Jockey Name | LA DULCIN'EE |
| Finish Rank | 7 |
| Fastest Section Time (Section) | 0:11.01 (L1000) |
| Top Speed [km/h] (Section) | 68.5 (Overall) |
| Race State | Finished |



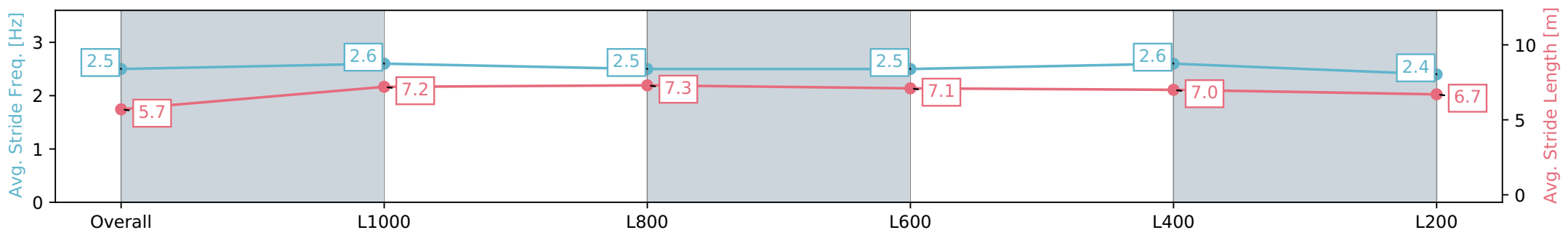
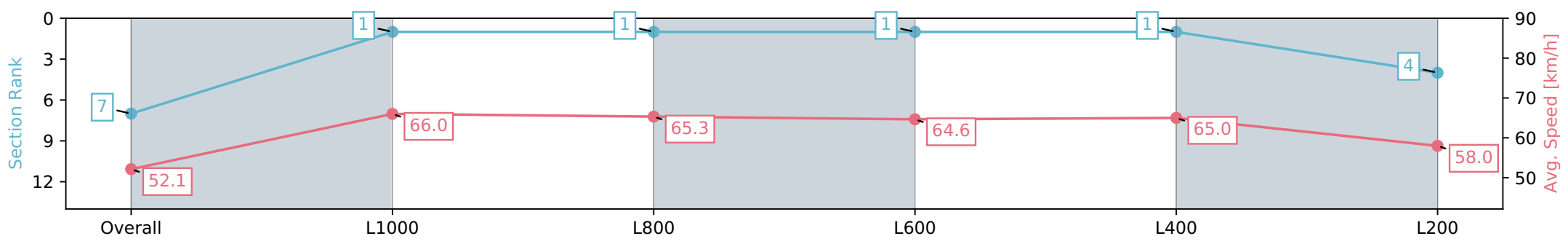
Pukekohe Park NZ - Professional
 Race 7: ENTAIN - NZB INSURANCE PEARL SERIES RACE -
 1200m



20 March 2024 - 5:24PM

Track Rating: Good 4, Weather: Fine, Rail Position: +6m

| Section | Overall | L1000 | L800 | L600 | L400 | L200 |
|------------------------|--------------------------|--------------------------|--------------------------|--------------------------|--------------------------|--------------------------|
| Section Times | 1:10.70 [7] (0:13.88) | 0:56.82 [1] (0:11.01) | 0:45.81 [1] (0:11.12) | 0:34.69 [1] (0:11.22) | 0:23.47 [1] (0:11.09) | 0:12.38 [4] (0:12.38) |
| Average Speed [km/h] | 52.1 | 66.0 | 65.3 | 64.6 | 65.0 | 58.0 |
| Top Speed [km/h] | 68.5 | 68.4 | 65.9 | 66.5 | 67.0 | 62.6 |
| Avg. Dist. to Rail [m] | 3.1 | 2.2 | 1.3 | 2.0 | 2.5 | 1.2 |
| Avg. Stride Freq. [Hz] | 2.5 | 2.6 | 2.5 | 2.5 | 2.6 | 2.4 |
| Avg. Stride Length [m] | 5.7 | 7.2 | 7.3 | 7.1 | 7.0 | 6.7 |



Report Created: Wed 20 March 2024 15:45:30 GMT+11 (Note: Timing is based on positional data)

- [] Ranking at each section and finish
- :-:- No data available at this section
- NA No data available



| | |
|--------------------------------|----------------|
| Horse/Jockey Name | SURF QUEEN |
| Finish Rank | 8 |
| Fastest Section Time (Section) | 0:11.00 (L400) |
| Top Speed [km/h] (Section) | 67.7 (L400) |
| Race State | Finished |



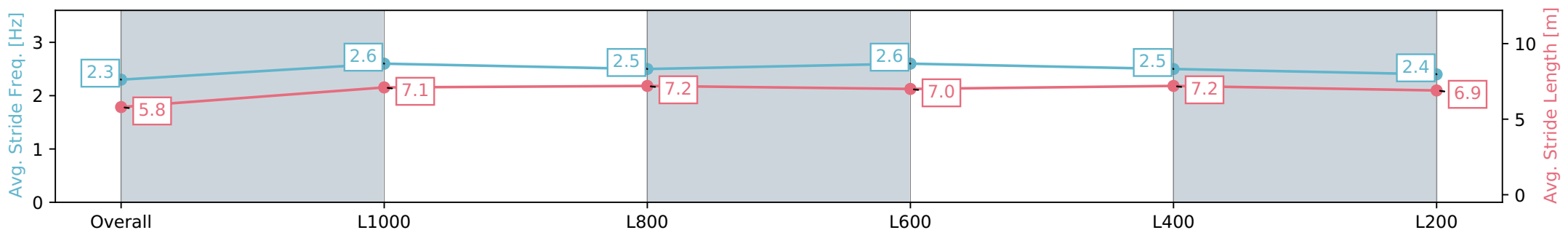
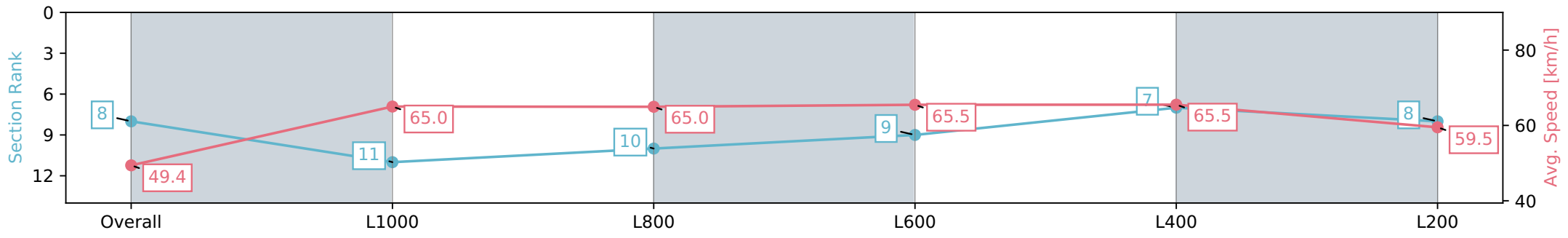
Pukekohe Park NZ - Professional
 Race 7: ENTAIN - NZB INSURANCE PEARL SERIES RACE -
 1200m



20 March 2024 - 5:24PM

Track Rating: Good 4, Weather: Fine, Rail Position: +6m

| Section | Overall | L1000 | L800 | L600 | L400 | L200 |
|------------------------|--------------------------|---------------------------|---------------------------|--------------------------|--------------------------|--------------------------|
| Section Times | 1:11.01 [8] (0:14.61) | 0:56.40 [11] (0:11.11) | 0:45.29 [10] (0:11.13) | 0:34.16 [9] (0:11.03) | 0:23.13 [7] (0:11.00) | 0:12.13 [8] (0:12.13) |
| Average Speed [km/h] | 49.4 | 65.0 | 65.0 | 65.5 | 65.5 | 59.5 |
| Top Speed [km/h] | 65.0 | 66.1 | 66.5 | 67.6 | 67.7 | 63.6 |
| Avg. Dist. to Rail [m] | 3.5 | 0.7 | 0.8 | 1.4 | 3.8 | 4.0 |
| Avg. Stride Freq. [Hz] | 2.3 | 2.6 | 2.5 | 2.6 | 2.5 | 2.4 |
| Avg. Stride Length [m] | 5.8 | 7.1 | 7.2 | 7.0 | 7.2 | 6.9 |



Report Created: Wed 20 March 2024 15:45:33 GMT+11 (Note: Timing is based on positional data)

- [] Ranking at each section and finish
- :-:- No data available at this section
- NA No data available



| | |
|--------------------------------|-----------------|
| Horse/Jockey Name | LIAISON |
| Finish Rank | 9 |
| Fastest Section Time (Section) | 0:11.02 (L1000) |
| Top Speed [km/h] (Section) | 67.6 (L1000) |
| Race State | Finished |



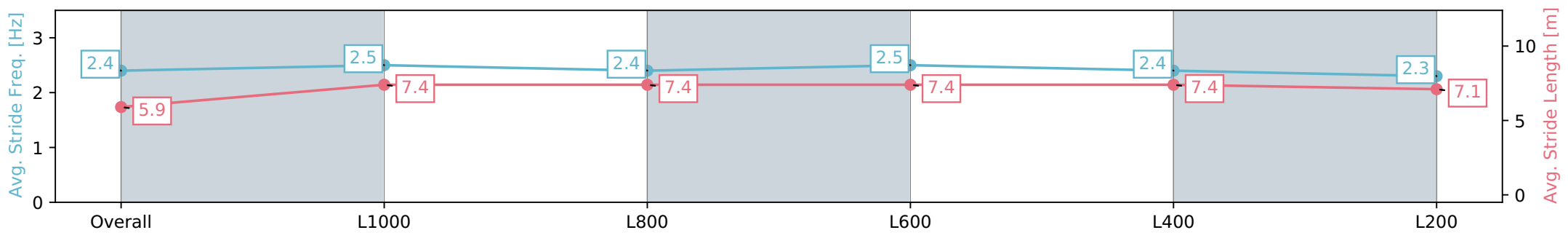
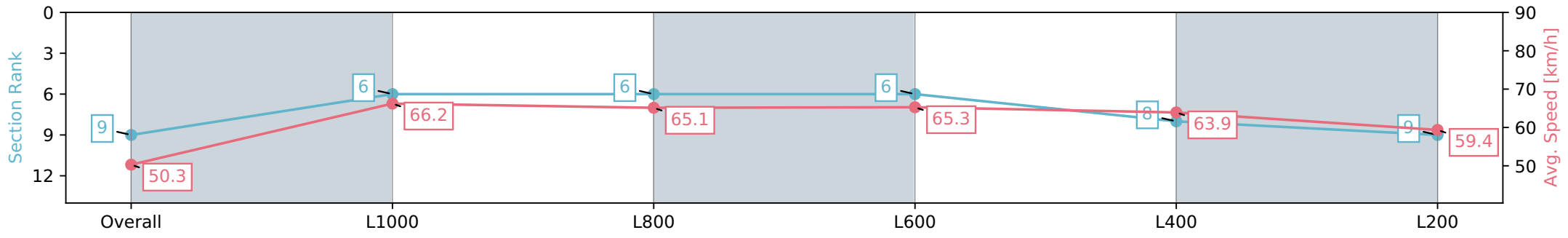
Pukekohe Park NZ - Professional
 Race 7: ENTAIN - NZB INSURANCE PEARL SERIES RACE -
 1200m



20 March 2024 - 5:24PM

Track Rating: Good 4, Weather: Fine, Rail Position: +6m

| Section | Overall | L1000 | L800 | L600 | L400 | L200 |
|------------------------|--------------------------|--------------------------|--------------------------|--------------------------|--------------------------|--------------------------|
| Section Times | 1:11.28 [9] (0:14.33) | 0:56.95 [6] (0:11.02) | 0:45.93 [6] (0:11.34) | 0:34.59 [6] (0:11.21) | 0:23.38 [8] (0:11.26) | 0:12.12 [9] (0:12.12) |
| Average Speed [km/h] | 50.3 | 66.2 | 65.1 | 65.3 | 63.9 | 59.4 |
| Top Speed [km/h] | 64.9 | 67.6 | 67.3 | 66.9 | 66.2 | 61.5 |
| Avg. Dist. to Rail [m] | 4.8 | 2.6 | 4.2 | 4.7 | 5.9 | 5.1 |
| Avg. Stride Freq. [Hz] | 2.4 | 2.5 | 2.4 | 2.5 | 2.4 | 2.3 |
| Avg. Stride Length [m] | 5.9 | 7.4 | 7.4 | 7.4 | 7.4 | 7.1 |



Report Created: Wed 20 March 2024 15:45:35 GMT+11 (Note: Timing is based on positional data)

- [] Ranking at each section and finish
- :-:- No data available at this section
- NA No data available

| | |
|--------------------------------|-----------------|
| Horse/Jockey Name | OUR BELLA FLYER |
| Finish Rank | 10 |
| Fastest Section Time (Section) | 0:11.02 (L1000) |
| Top Speed [km/h] (Section) | 68.0 (L1000) |
| Race State | Finished |



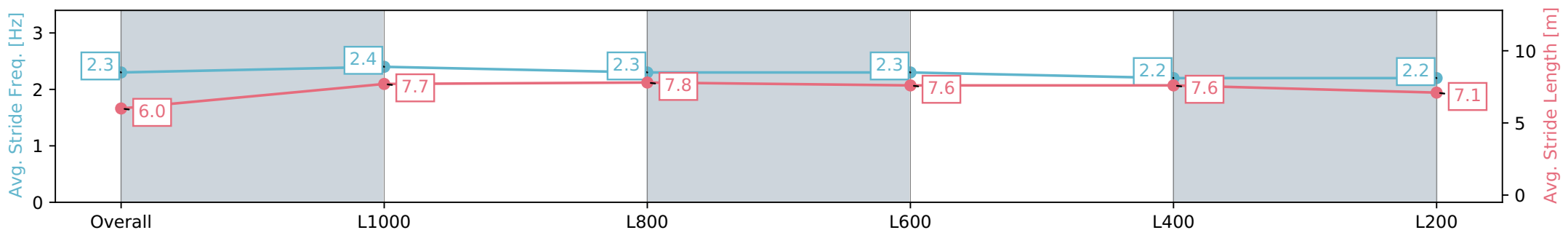
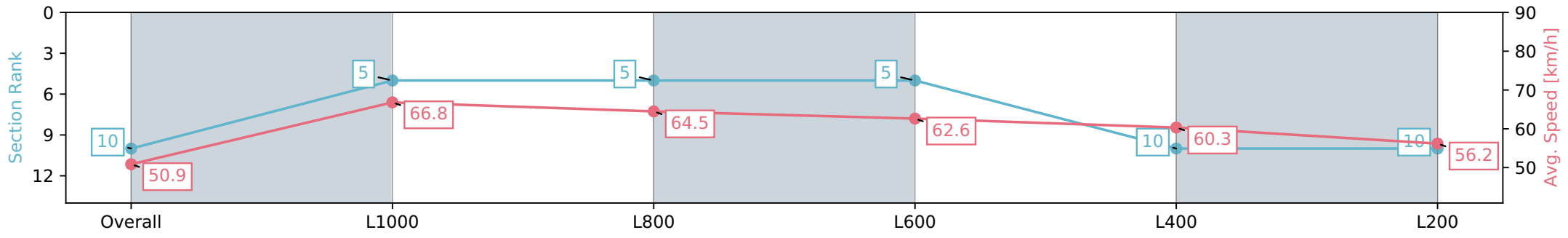
Pukekohe Park NZ - Professional
 Race 7: ENTAIN - NZB INSURANCE PEARL SERIES RACE - 1200m



20 March 2024 - 5:24PM

Track Rating: Good 4, Weather: Fine, Rail Position: +6m

| Section | Overall | L1000 | L800 | L600 | L400 | L200 |
|------------------------|---------------------------|--------------------------|--------------------------|--------------------------|---------------------------|---------------------------|
| Section Times | 1:13.04 [10] (0:14.21) | 0:58.83 [5] (0:11.02) | 0:47.81 [5] (0:11.40) | 0:36.41 [5] (0:11.65) | 0:24.76 [10] (0:11.97) | 0:12.79 [10] (0:12.79) |
| Average Speed [km/h] | 50.9 | 66.8 | 64.5 | 62.6 | 60.3 | 56.2 |
| Top Speed [km/h] | 66.4 | 68.0 | 66.5 | 63.8 | 62.3 | 59.2 |
| Avg. Dist. to Rail [m] | 8.7 | 3.7 | 3.8 | 4.6 | 7.6 | 5.4 |
| Avg. Stride Freq. [Hz] | 2.3 | 2.4 | 2.3 | 2.3 | 2.2 | 2.2 |
| Avg. Stride Length [m] | 6.0 | 7.7 | 7.8 | 7.6 | 7.6 | 7.1 |



- [] Ranking at each section and finish
- :-:- No data available at this section
- NA No data available

| | |
|--------------------------------|----------------|
| Horse/Jockey Name | BELLE SERENE |
| Finish Rank | 11 |
| Fastest Section Time (Section) | 0:11.28 (L800) |
| Top Speed [km/h] (Section) | 66.8 (L800) |
| Race State | Finished |



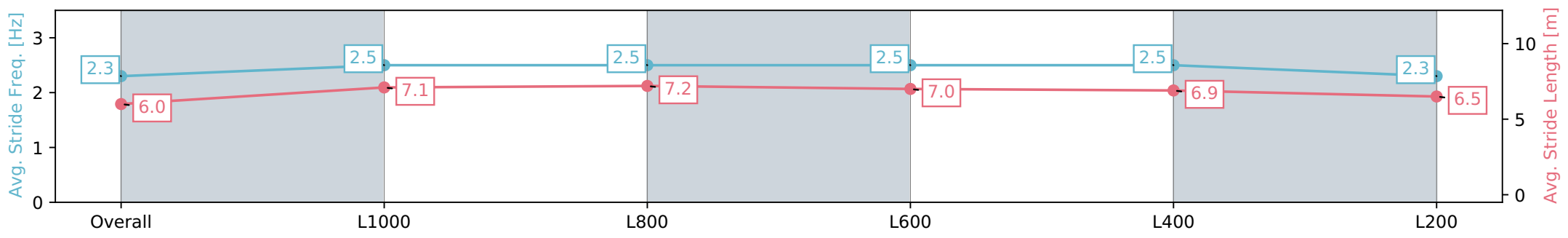
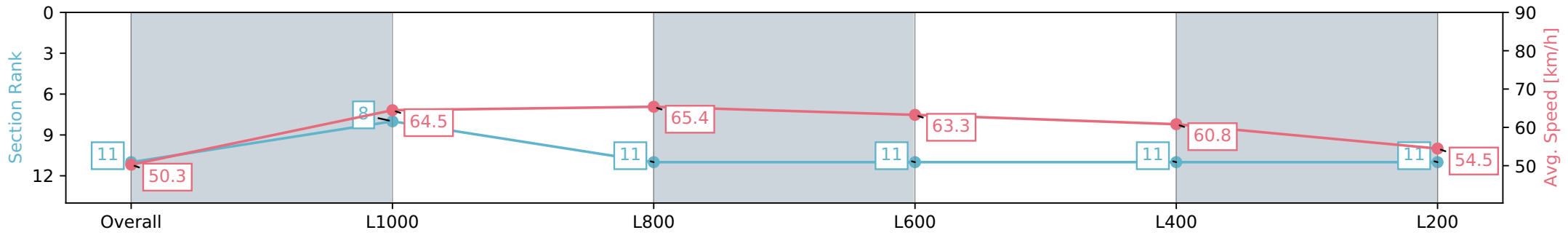
Pukekohe Park NZ - Professional
 Race 7: ENTAIN - NZB INSURANCE PEARL SERIES RACE -
 1200m



20 March 2024 - 5:24PM

Track Rating: Good 4, Weather: Fine, Rail Position: +6m

| Section | Overall | L1000 | L800 | L600 | L400 | L200 |
|------------------------|---------------------------|--------------------------|---------------------------|---------------------------|---------------------------|---------------------------|
| Section Times | 1:13.65 [11] (0:14.38) | 0:59.27 [8] (0:11.45) | 0:47.82 [11] (0:11.28) | 0:36.53 [11] (0:11.50) | 0:25.03 [11] (0:11.82) | 0:13.21 [11] (0:13.21) |
| Average Speed [km/h] | 50.3 | 64.5 | 65.4 | 63.3 | 60.8 | 54.5 |
| Top Speed [km/h] | 64.4 | 66.5 | 66.8 | 65.2 | 64.8 | 57.4 |
| Avg. Dist. to Rail [m] | 7.2 | 4.7 | 4.0 | 2.8 | 3.8 | 2.9 |
| Avg. Stride Freq. [Hz] | 2.3 | 2.5 | 2.5 | 2.5 | 2.5 | 2.3 |
| Avg. Stride Length [m] | 6.0 | 7.1 | 7.2 | 7.0 | 6.9 | 6.5 |



Report Created: Wed 20 March 2024 15:45:40 GMT+11 (Note: Timing is based on positional data)

- [] Ranking at each section and finish
- :-:- No data available at this section
- NA No data available

