

Track Rating: Good 4, Weather: Fine, Rail Position: +6m

Section								Overall	L1200	L1000	L800	L600	L400		
Field Times								1:23.42 (0:14.25)	1:09.17 (0:11.06)	0:58.11 (0:11.62)	0:46.49 (0:11.81)	0:34.68 (0:11.48)	0:23.20 (0:11.22)		
Position	#	Horse/Jockey	Barrier	Top Speed [km/h]	Fastest Section	First 400m								Distance Travelled From Winner [m]	
1	8	CINTIVEE Niranjan Parmar	8	65.9 1200-1000	0:11.06 1200-1000	0:25.31	1:23.42 (0:14.25)	1:09.17 [1] (0:11.06)	0:58.11 [1] (0:11.62)	0:46.49 [1] (0:11.81)	0:34.68 [1] (0:11.48)	0:23.20 [1] (0:11.22)			
2	7	SCHMOOZE Ryan Elliot	7	65.3 1200-1000	0:11.16 400-200	0:25.92	1:23.72 (0:14.75)	1:08.97 [7] (0:11.17)	0:57.80 [7] (0:11.72)	0:46.08 [7] (0:11.77)	0:34.31 [7] (0:11.42)	0:22.89 [5] (0:11.16)	+0		
3	9	ENTITLEMENT Vincent Colgan	9	67.3 1200-1000	0:10.94 1200-1000	0:25.52	1:23.80 (0:14.57)	1:09.22 [6] (0:10.94)	0:58.28 [5] (0:11.77)	0:46.51 [4] (0:11.70)	0:34.81 [2] (0:11.43)	0:23.38 [2] (0:11.28)	-1		
4	2	THINK I GOT CHA Samantha Spratt	2	66.9 1200-1000	0:11.00 1200-1000	0:25.53	1:23.85 (0:14.53)	1:09.32 [4] (0:11.00)	0:58.32 [6] (0:11.81)	0:46.51 [6] (0:11.86)	0:34.65 [5] (0:11.52)	0:23.13 [4] (0:11.12)	+5		
5	13	SMILING EYES Triston Moodley	13	65.6 400-200	0:11.10 400-200	0:25.95	1:24.02 (0:14.79)	1:09.23 [8] (0:11.16)	0:58.07 [8] (0:11.76)	0:46.31 [8] (0:11.86)	0:34.45 [8] (0:11.69)	0:22.76 [9] (0:11.10)	-2		
6	14	VADASHA Joseph Doyle	14	66.3 400-200	0:11.06 400-200	0:26.54	1:24.07 (0:15.23)	1:08.84 [12] (0:11.31)	0:57.53 [12] (0:11.64)	0:45.89 [11] (0:11.65)	0:34.24 [11] (0:11.45)	0:22.79 [10] (0:11.06)	-1		
7	1	MISTER MEANER Tegan Newman	1	66.1 1200-1000	0:10.97 1200-1000	0:25.31	1:24.08 (0:14.34)	1:09.74 [2] (0:10.97)	0:58.77 [2] (0:11.89)	0:46.88 [2] (0:11.82)	0:35.06 [3] (0:11.54)	0:23.52 [3] (0:11.27)	+4		
8	10	SANDOKU Courtney Barnes	10	65.9 1200-1000	0:11.12 400-200	0:26.51	1:24.20 (0:15.16)	1:09.04 [11] (0:11.35)	0:57.69 [11] (0:11.74)	0:45.95 [12] (0:11.66)	0:34.29 [12] (0:11.54)	0:22.75 [12] (0:11.12)	+4		
9	12	MILANESE Bill Jacobson	12	65.7 400-200	0:11.06 400-200	0:26.81	1:24.36 (0:15.41)	1:08.95 [13] (0:11.40)	0:57.55 [13] (0:11.63)	0:45.92 [13] (0:11.72)	0:34.20 [13] (0:11.61)	0:22.59 [13] (0:11.06)	+0		
10	3	MARKET SQUARE Masahiro Hashizume	3	67.8 1200-1000	0:10.92 1200-1000	0:25.45	1:24.43 (0:14.53)	1:09.90 [4] (0:10.92)	0:58.98 [3] (0:11.84)	0:47.14 [5] (0:11.89)	0:35.25 [4] (0:11.79)	0:23.46 [6] (0:11.35)	+4		

Scratched: Brother James (#5), Sally (#15), Toa Tuahine (#16), Egyptian Blue (#17)

Track Rating: Good 4, Weather: Fine, Rail Position: +6m

Section								Overall	L1200	L1000	L800	L600	L400		
Field Times								1:23.42	1:09.17	0:58.11	0:46.49	0:34.68	0:23.20		
								(0:14.25)	(0:11.06)	(0:11.62)	(0:11.81)	(0:11.48)	(0:11.22)		
Position	#	Horse/Jockey	Barrier	Top Speed [km/h]	Fastest Section	First 400m								Distance Travelled From Winner [m]	
11	11	CHAMBRAY	11	64.8	0:11.34	0:26.32	1:24.75	1:09.77 [10]	0:58.43 [10]	0:46.81 [9]	0:35.13 [9]	0:23.61 [7]		+0	
		Michael McNab		1200-1000	1200-1000		(0:14.98)	(0:11.34)	(0:11.62)	(0:11.68)	(0:11.52)	(0:11.34)			
12	6	FASTER SOONER NOW	6	64.6	0:11.30	0:26.13	1:24.76	1:09.93 [9]	0:58.63 [9]	0:46.81 [10]	0:35.09 [10]	0:23.41 [11]		+5	
		Wiremu Pinn		1200-1000	1200-1000		(0:14.83)	(0:11.30)	(0:11.82)	(0:11.72)	(0:11.68)	(0:11.36)			
13	4	RIDE THE WAVE	4	66.5	0:11.07	0:25.51	1:25.97	1:11.53 [3]	1:00.46 [4]	0:48.69 [3]	0:36.64 [6]	0:24.74 [8]		+8	
		Per-Anders Graberg		1200-1000	1200-1000		(0:14.44)	(0:11.07)	(0:11.77)	(0:12.05)	(0:11.90)	(0:11.80)			

Scratched: Brother James (#5), Sally (#15), Toa Tuahine (#16), Egyptian Blue (#17)

Track Rating: Good 4, Weather: Fine, Rail Position: +6m

Section												L200		
Field Times												0:11.98		
												(0:11.98)		
Position	#	Horse/Jockey	Barrier	Top Speed [km/h]	Fastest Section	First 400m	Margin						Distance Travelled From Winner [m]	
1	8	CINTIVEE	8	65.9	0:11.06	0:25.31	0:11.98 [1]	1:23.42						
		Niranjan Parmar		1200-1000	1200-1000		(0:11.98)							
2	7	SCHMOOZE	7	65.3	0:11.16	0:25.92	0:11.73 [5]	0.3L						+0
		Ryan Elliot		1200-1000	400-200		(0:11.73)							
3	9	ENTITLEMENT	9	67.3	0:10.94	0:25.52	0:12.09 [2]	0.08L						-1
		Vincent Colgan		1200-1000	1200-1000		(0:12.09)							
4	2	THINK I GOT CHA	2	66.9	0:11.00	0:25.53	0:12.01 [4]	0.05L						+5
		Samantha Spratt		1200-1000	1200-1000		(0:12.01)							
5	13	SMILING EYES	13	65.6	0:11.10	0:25.95	0:11.66 [8]	0.17L						-2
		Triston Moodley		400-200	400-200		(0:11.66)							
6	14	VADASHA	14	66.3	0:11.06	0:26.54	0:11.73 [7]	0.05L						-1
		Joseph Doyle		400-200	400-200		(0:11.73)							
7	1	MISTER MEANER	1	66.1	0:10.97	0:25.31	0:12.25 [3]	0.01L						+4
		Tegan Newman		1200-1000	1200-1000		(0:12.25)							
8	10	SANDOKU	10	65.9	0:11.12	0:26.51	0:11.63 [10]	0.12L						+4
		Courtney Barnes		1200-1000	400-200		(0:11.63)							
9	12	MILANESE	12	65.7	0:11.06	0:26.81	0:11.53 [12]	0.16L						+0
		Bill Jacobson		400-200	400-200		(0:11.53)							
10	3	MARKET SQUARE	3	67.8	0:10.92	0:25.45	0:12.11 [6]	0.07L						+4
		Masahiro Hashizume		1200-1000	1200-1000		(0:12.11)							

Scratched: Brother James (#5), Sally (#15), Toa Tuahine (#16), Egyptian Blue (#17)

Track Rating: Good 4, Weather: Fine, Rail Position: +6m

Section

Field Times

L200

0:11.98

(0:11.98)

Position	#	Horse/Jockey	Barrier	Top Speed [km/h]	Fastest Section	First 400m	Margin							Distance Travelled From Winner [m]
11	11	CHAMBRAY	11	64.8	0:11.34	0:26.32	0:12.27 [9]	0.32L						+0
		Michael McNab		1200-1000	1200-1000		(0:12.27)							
12	6	FASTER SOONER NOW	6	64.6	0:11.30	0:26.13	0:12.05 [11]	0.01L						+5
		Wiremu Pinn		1200-1000	1200-1000		(0:12.05)							
13	4	RIDE THE WAVE	4	66.5	0:11.07	0:25.51	0:12.94 [13]	1.21L						+8
		Per-Anders Graberg		1200-1000	1200-1000		(0:12.94)							

Scratched: Brother James (#5), Sally (#15), Toa Tuahine (#16), Egyptian Blue (#17)

Horse/Jockey Name	CINTIVEE
Finish Rank	1
Fastest Section Time (Section)	0:11.06 (L1200)
Top Speed [km/h] (Section)	65.9 (L1200)
Race State	Finished



Pukekohe Park NZ - Professional

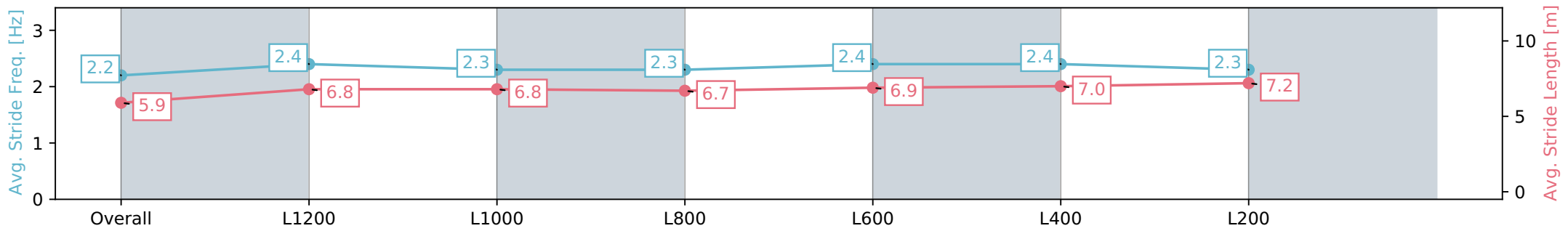
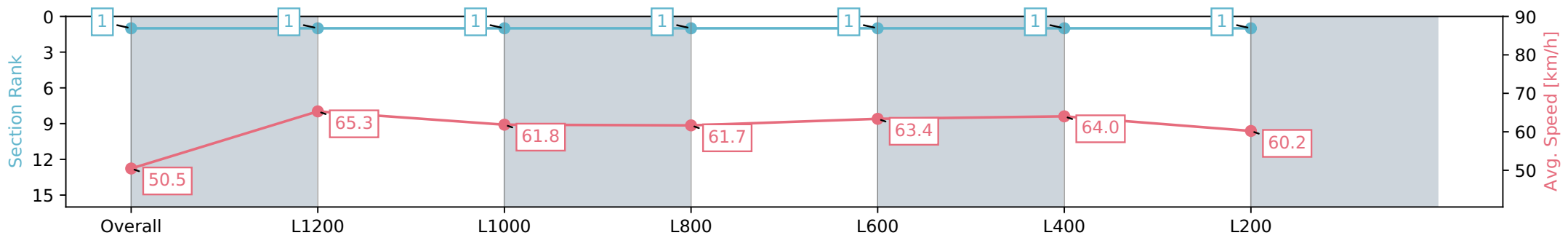
Race 6: HAUNUI FARM 1400 - 1400m

20 March 2024 - 4:50PM

Track Rating: Good 4, Weather: Fine, Rail Position: +6m



Section	Overall	L1200	L1000	L800	L600	L400	L200
Section Times	1:23.42 [1] (0:14.25)	1:09.17 [1] (0:11.06)	0:58.11 [1] (0:11.62)	0:46.49 [1] (0:11.81)	0:34.68 [1] (0:11.48)	0:23.20 [1] (0:11.22)	0:11.98 [1] (0:11.98)
Average Speed [km/h]	50.5	65.3	61.8	61.7	63.4	64.0	60.2
Top Speed [km/h]	65.1	65.9	63.3	62.3	64.7	64.9	62.7
Avg. Dist. to Rail [m]	4.5	0.2	0.3	1.9	2.4	2.2	2.8
Avg. Stride Freq. [Hz]	2.2	2.4	2.3	2.3	2.4	2.4	2.3
Avg. Stride Length [m]	5.9	6.8	6.8	6.7	6.9	7.0	7.2



- [] Ranking at each section and finish
- :-:- No data available at this section
- NA No data available

Horse/Jockey Name	SCHMOOZE
Finish Rank	2
Fastest Section Time (Section)	0:11.16 (L400)
Top Speed [km/h] (Section)	65.3 (L1200)
Race State	Finished



Pukekohe Park NZ - Professional

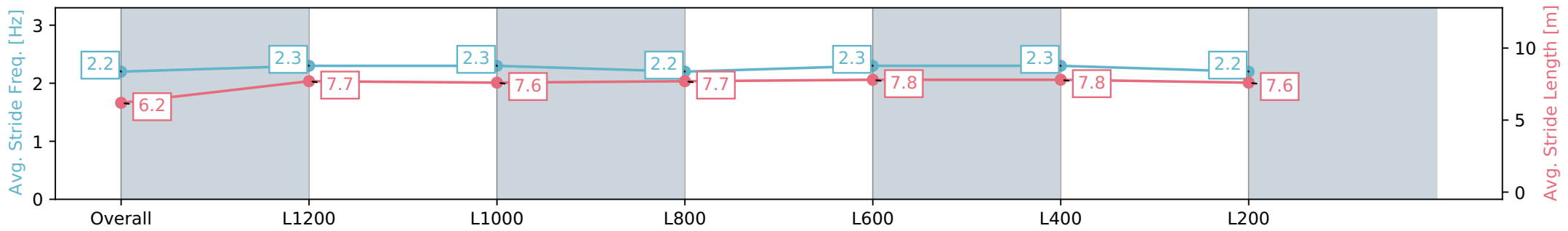
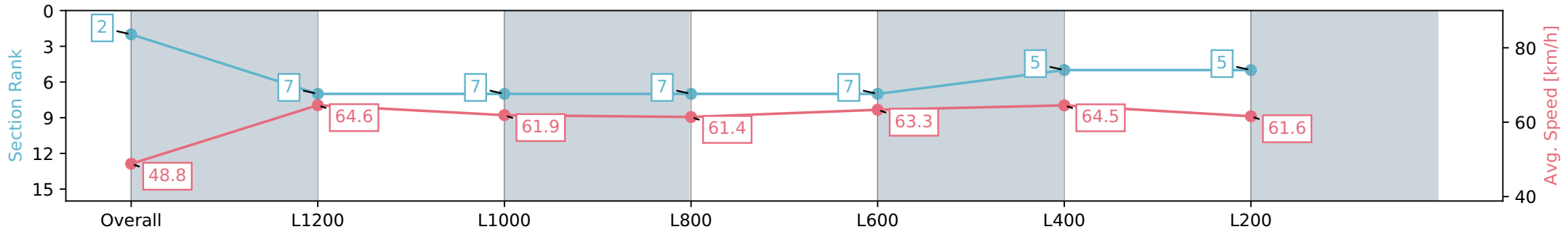
Race 6: HAUNUI FARM 1400 - 1400m

20 March 2024 - 4:50PM



Track Rating: Good 4, Weather: Fine, Rail Position: +6m

Section	Overall	L1200	L1000	L800	L600	L400	L200
Section Times	1:23.72 [2] (0:14.75)	1:08.97 [7] (0:11.17)	0:57.80 [7] (0:11.72)	0:46.08 [7] (0:11.77)	0:34.31 [7] (0:11.42)	0:22.89 [5] (0:11.16)	0:11.73 [5] (0:11.73)
Average Speed [km/h]	48.8	64.6	61.9	61.4	63.3	64.5	61.6
Top Speed [km/h]	63.9	65.3	63.8	62.5	64.6	65.2	63.0
Avg. Dist. to Rail [m]	6.3	1.4	1.1	1.3	1.9	4.5	6.6
Avg. Stride Freq. [Hz]	2.2	2.3	2.3	2.2	2.3	2.3	2.2
Avg. Stride Length [m]	6.2	7.7	7.6	7.7	7.8	7.8	7.6



- [] Ranking at each section and finish
- :-:- No data available at this section
- NA No data available

Horse/Jockey Name	ENTITLEMENT
Finish Rank	3
Fastest Section Time (Section)	0:10.94 (L1200)
Top Speed [km/h] (Section)	67.3 (L1200)
Race State	Finished



Pukekohe Park NZ - Professional

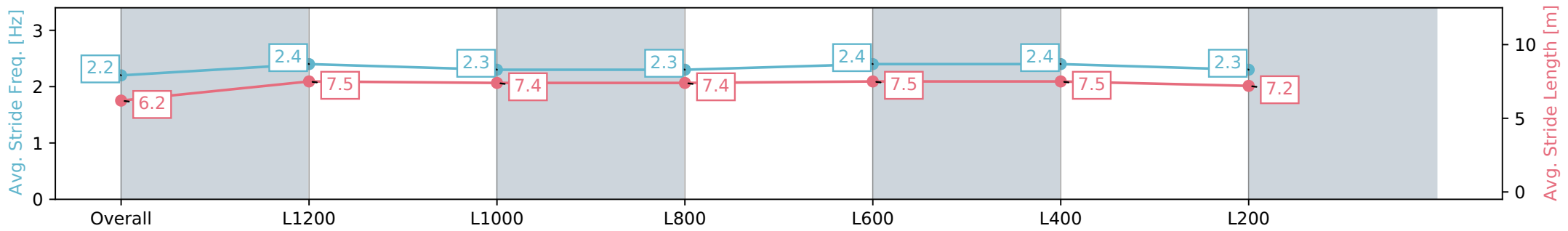
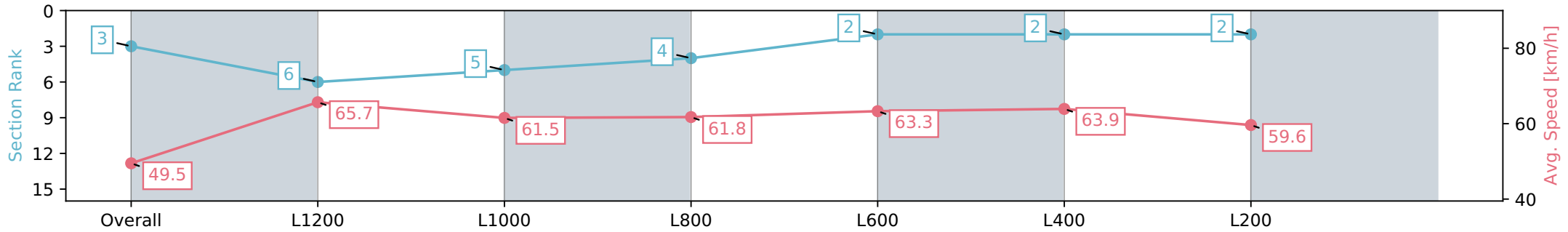
Race 6: HAUNUI FARM 1400 - 1400m

20 March 2024 - 4:50PM



Track Rating: Good 4, Weather: Fine, Rail Position: +6m

Section	Overall	L1200	L1000	L800	L600	L400	L200
Section Times	1:23.80 [3] (0:14.57)	1:09.22 [6] (0:10.94)	0:58.28 [5] (0:11.77)	0:46.51 [4] (0:11.70)	0:34.81 [2] (0:11.43)	0:23.38 [2] (0:11.28)	0:12.09 [2] (0:12.09)
Average Speed [km/h]	49.5	65.7	61.5	61.8	63.3	63.9	59.6
Top Speed [km/h]	64.3	67.3	63.9	63.2	64.9	65.3	61.4
Avg. Dist. to Rail [m]	0.6	0.4	0.7	1.3	1.3	2.1	2.0
Avg. Stride Freq. [Hz]	2.2	2.4	2.3	2.3	2.4	2.4	2.3
Avg. Stride Length [m]	6.2	7.5	7.4	7.4	7.5	7.5	7.2



- [] Ranking at each section and finish
- :-:- No data available at this section
- NA No data available

Horse/Jockey Name	THINK I GOT CHA
Finish Rank	4
Fastest Section Time (Section)	0:11.00 (L1200)
Top Speed [km/h] (Section)	66.9 (L1200)
Race State	Finished



Pukekohe Park NZ - Professional

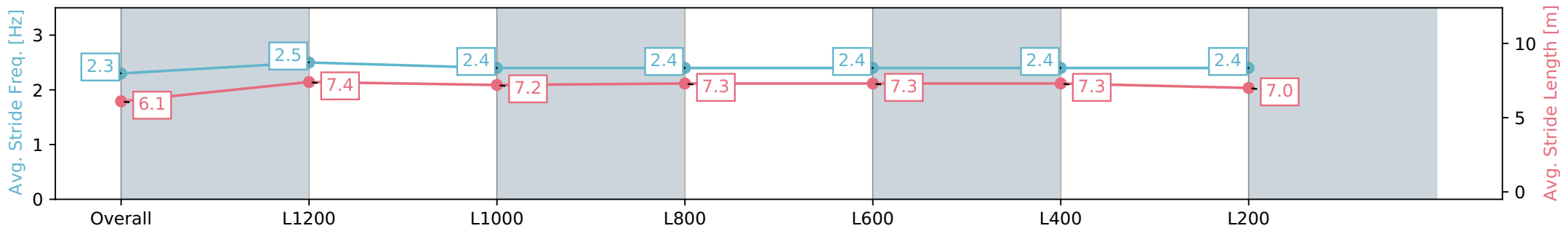
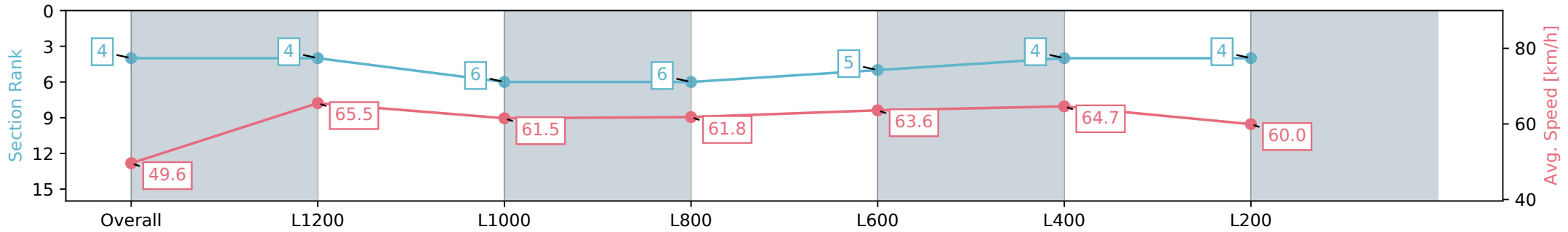
Race 6: HAUNUI FARM 1400 - 1400m

20 March 2024 - 4:50PM



Track Rating: Good 4, Weather: Fine, Rail Position: +6m

Section	Overall	L1200	L1000	L800	L600	L400	L200
Section Times	1:23.85 [4] (0:14.53)	1:09.32 [4] (0:11.00)	0:58.32 [6] (0:11.81)	0:46.51 [6] (0:11.86)	0:34.65 [5] (0:11.52)	0:23.13 [4] (0:11.12)	0:12.01 [4] (0:12.01)
Average Speed [km/h]	49.6	65.5	61.5	61.8	63.6	64.7	60.0
Top Speed [km/h]	63.9	66.9	63.7	63.6	66.6	66.6	63.0
Avg. Dist. to Rail [m]	1.2	0.2	1.6	3.4	4.5	6.6	5.7
Avg. Stride Freq. [Hz]	2.3	2.5	2.4	2.4	2.4	2.4	2.4
Avg. Stride Length [m]	6.1	7.4	7.2	7.3	7.3	7.3	7.0



- [] Ranking at each section and finish
- :-:- No data available at this section
- NA No data available

Horse/Jockey Name	SMILING EYES
Finish Rank	5
Fastest Section Time (Section)	0:11.10 (L400)
Top Speed [km/h] (Section)	65.6 (L400)
Race State	Finished



Pukekohe Park NZ - Professional

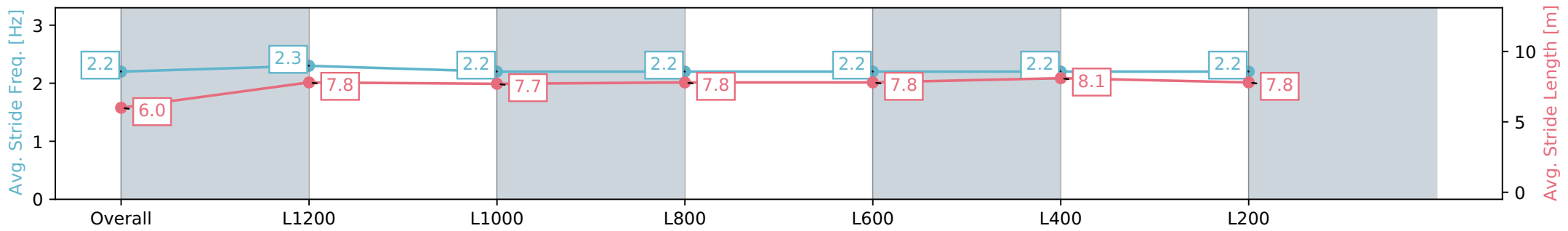
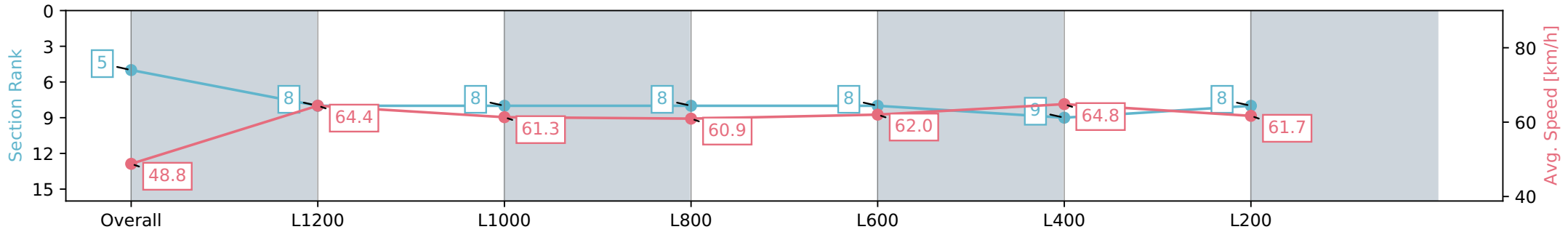
Race 6: HAUNUI FARM 1400 - 1400m

20 March 2024 - 4:50PM



Track Rating: Good 4, Weather: Fine, Rail Position: +6m

Section	Overall	L1200	L1000	L800	L600	L400	L200
Section Times	1:24.02 [5] (0:14.79)	1:09.23 [8] (0:11.16)	0:58.07 [8] (0:11.76)	0:46.31 [8] (0:11.86)	0:34.45 [8] (0:11.69)	0:22.76 [9] (0:11.10)	0:11.66 [8] (0:11.66)
Average Speed [km/h]	48.8	64.4	61.3	60.9	62.0	64.8	61.7
Top Speed [km/h]	65.0	65.0	63.8	61.4	64.4	65.6	63.8
Avg. Dist. to Rail [m]	4.0	0.2	0.3	0.8	1.4	1.8	1.6
Avg. Stride Freq. [Hz]	2.2	2.3	2.2	2.2	2.2	2.2	2.2
Avg. Stride Length [m]	6.0	7.8	7.7	7.8	7.8	8.1	7.8



- [] Ranking at each section and finish
- :-:- No data available at this section
- NA No data available

Horse/Jockey Name	VADASHA
Finish Rank	6
Fastest Section Time (Section)	0:11.06 (L400)
Top Speed [km/h] (Section)	66.3 (L400)
Race State	Finished



Pukekohe Park NZ - Professional

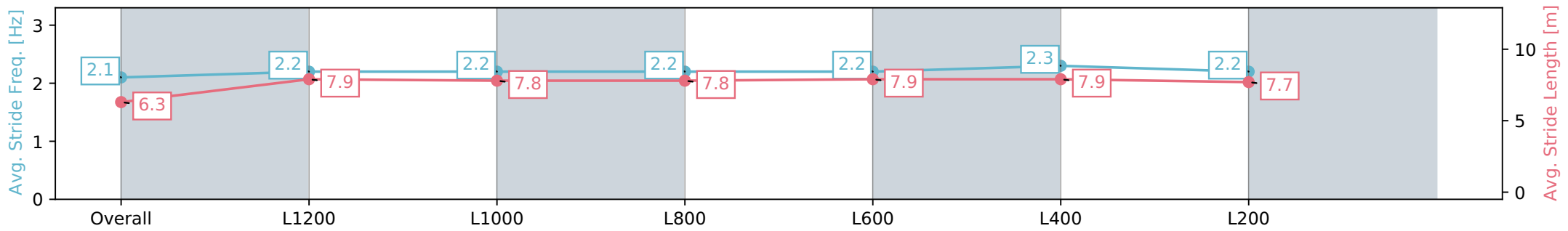
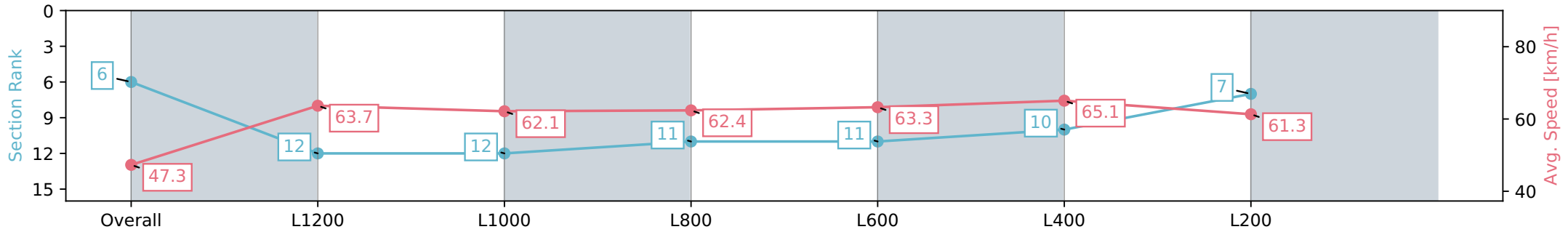
Race 6: HAUNUI FARM 1400 - 1400m

20 March 2024 - 4:50PM



Track Rating: Good 4, Weather: Fine, Rail Position: +6m

Section	Overall	L1200	L1000	L800	L600	L400	L200
Section Times	1:24.07 [6] (0:15.23)	1:08.84 [12] (0:11.31)	0:57.53 [12] (0:11.64)	0:45.89 [11] (0:11.65)	0:34.24 [11] (0:11.45)	0:22.79 [10] (0:11.06)	0:11.73 [7] (0:11.73)
Average Speed [km/h]	47.3	63.7	62.1	62.4	63.3	65.1	61.3
Top Speed [km/h]	63.1	64.2	63.6	63.5	66.3	66.3	64.5
Avg. Dist. to Rail [m]	6.5	0.6	0.9	1.5	2.1	3.3	5.2
Avg. Stride Freq. [Hz]	2.1	2.2	2.2	2.2	2.2	2.3	2.2
Avg. Stride Length [m]	6.3	7.9	7.8	7.8	7.9	7.9	7.7



- [] Ranking at each section and finish
- :-:- No data available at this section
- NA No data available

Horse/Jockey Name	MISTER MEANER
Finish Rank	7
Fastest Section Time (Section)	0:10.97 (L1200)
Top Speed [km/h] (Section)	66.1 (L1200)
Race State	Finished



Pukekohe Park NZ - Professional

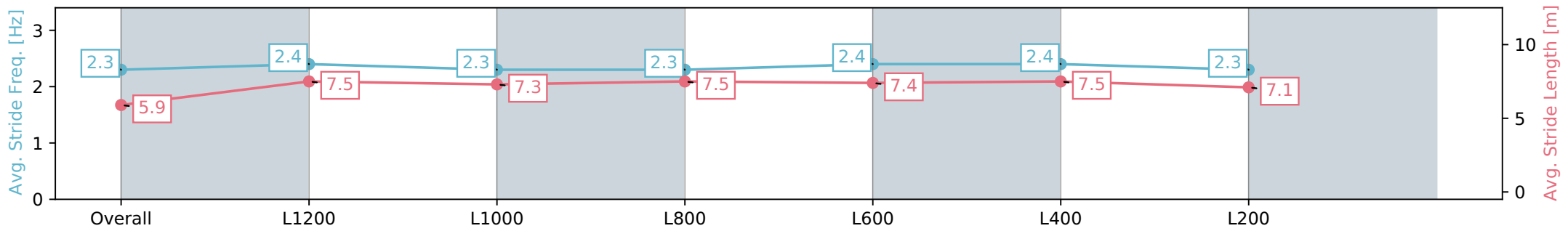
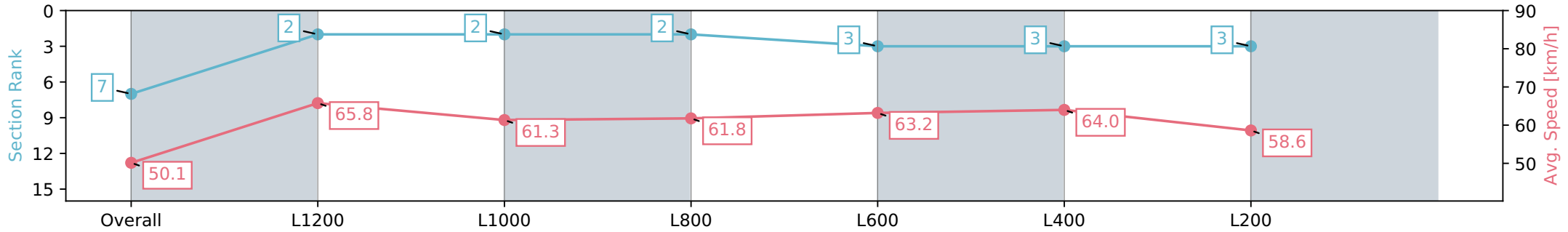
Race 6: HAUNUI FARM 1400 - 1400m

20 March 2024 - 4:50PM

Track Rating: Good 4, Weather: Fine, Rail Position: +6m



Section	Overall	L1200	L1000	L800	L600	L400	L200
Section Times	1:24.08 [7] (0:14.34)	1:09.74 [2] (0:10.97)	0:58.77 [2] (0:11.89)	0:46.88 [2] (0:11.82)	0:35.06 [3] (0:11.54)	0:23.52 [3] (0:11.27)	0:12.25 [3] (0:12.25)
Average Speed [km/h]	50.1	65.8	61.3	61.8	63.2	64.0	58.6
Top Speed [km/h]	65.8	66.1	63.0	63.0	65.1	65.4	61.3
Avg. Dist. to Rail [m]	3.8	1.5	2.0	3.0	3.3	4.1	3.5
Avg. Stride Freq. [Hz]	2.3	2.4	2.3	2.3	2.4	2.4	2.3
Avg. Stride Length [m]	5.9	7.5	7.3	7.5	7.4	7.5	7.1



- [] Ranking at each section and finish
- :-:- No data available at this section
- NA No data available

Horse/Jockey Name	SANDOKU
Finish Rank	8
Fastest Section Time (Section)	0:11.12 (L400)
Top Speed [km/h] (Section)	65.9 (L1200)
Race State	Finished



Pukekohe Park NZ - Professional

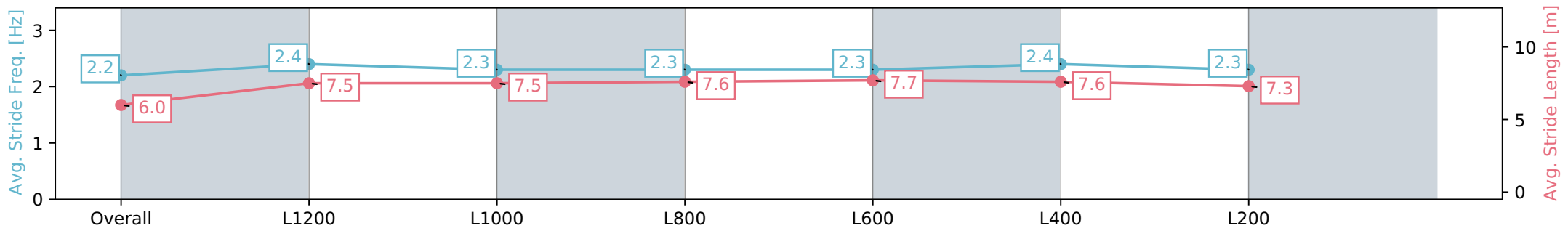
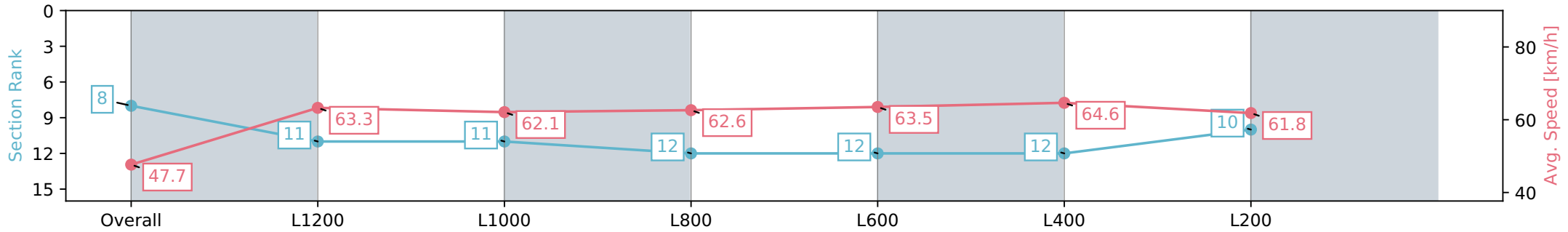
Race 6: HAUNUI FARM 1400 - 1400m

20 March 2024 - 4:50PM



Track Rating: Good 4, Weather: Fine, Rail Position: +6m

Section	Overall	L1200	L1000	L800	L600	L400	L200
Section Times	1:24.20 [8] (0:15.16)	1:09.04 [11] (0:11.35)	0:57.69 [11] (0:11.74)	0:45.95 [12] (0:11.66)	0:34.29 [12] (0:11.54)	0:22.75 [12] (0:11.12)	0:11.63 [10] (0:11.63)
Average Speed [km/h]	47.7	63.3	62.1	62.6	63.5	64.6	61.8
Top Speed [km/h]	60.0	65.9	63.4	64.0	65.2	65.3	63.8
Avg. Dist. to Rail [m]	9.4	2.4	1.8	2.5	5.2	9.8	9.5
Avg. Stride Freq. [Hz]	2.2	2.4	2.3	2.3	2.3	2.4	2.3
Avg. Stride Length [m]	6.0	7.5	7.5	7.6	7.7	7.6	7.3



- [] Ranking at each section and finish
- :-:- No data available at this section
- NA No data available

Horse/Jockey Name	MILANESE
Finish Rank	9
Fastest Section Time (Section)	0:11.06 (L400)
Top Speed [km/h] (Section)	65.7 (L400)
Race State	Finished



Pukekohe Park NZ - Professional

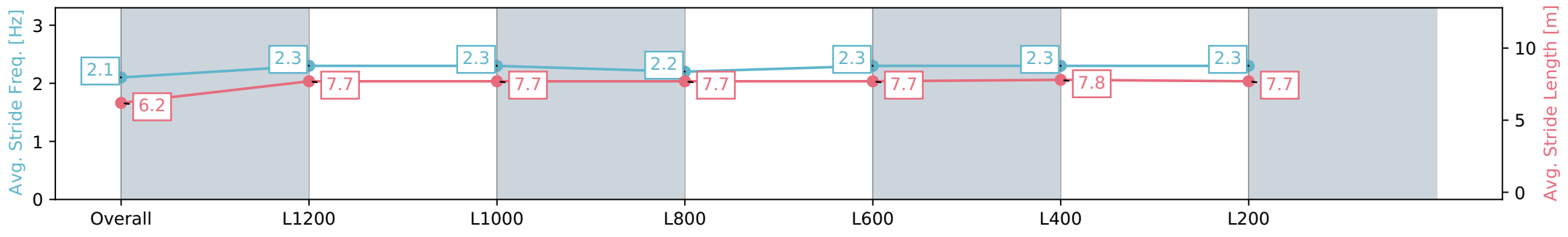
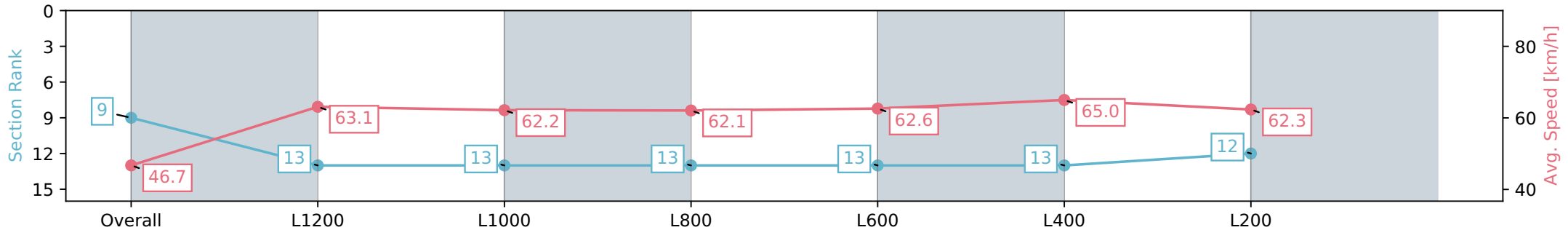
Race 6: HAUNUI FARM 1400 - 1400m

20 March 2024 - 4:50PM

Track Rating: Good 4, Weather: Fine, Rail Position: +6m



Section	Overall	L1200	L1000	L800	L600	L400	L200
Section Times	1:24.36 [9] (0:15.41)	1:08.95 [13] (0:11.40)	0:57.55 [13] (0:11.63)	0:45.92 [13] (0:11.72)	0:34.20 [13] (0:11.61)	0:22.59 [13] (0:11.06)	0:11.53 [12] (0:11.53)
Average Speed [km/h]	46.7	63.1	62.2	62.1	62.6	65.0	62.3
Top Speed [km/h]	62.2	63.8	63.7	63.2	64.9	65.7	64.9
Avg. Dist. to Rail [m]	2.8	0.4	0.6	1.6	3.3	5.1	3.6
Avg. Stride Freq. [Hz]	2.1	2.3	2.3	2.2	2.3	2.3	2.3
Avg. Stride Length [m]	6.2	7.7	7.7	7.7	7.7	7.8	7.7



- [] Ranking at each section and finish
- :-:- No data available at this section
- NA No data available

Horse/Jockey Name	MARKET SQUARE
Finish Rank	10
Fastest Section Time (Section)	0:10.92 (L1200)
Top Speed [km/h] (Section)	67.8 (L1200)
Race State	Finished



Pukekohe Park NZ - Professional

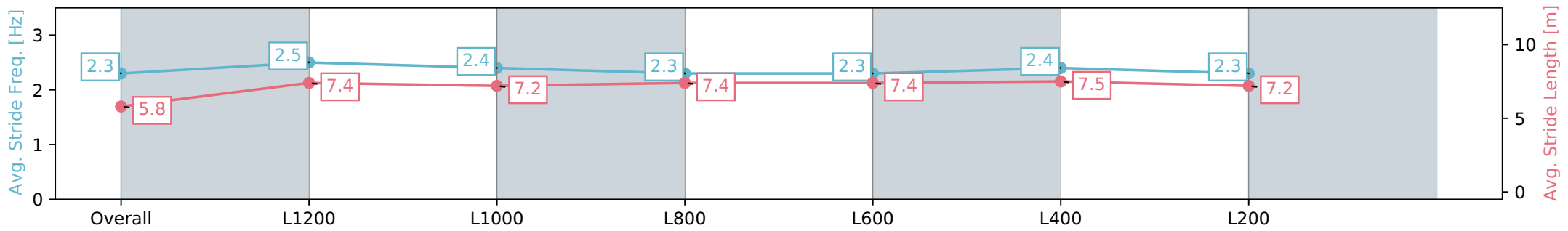
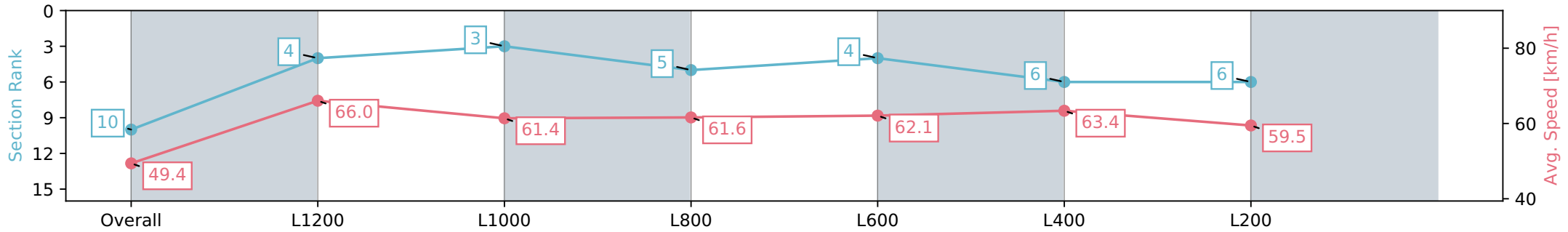
Race 6: HAUNUI FARM 1400 - 1400m

20 March 2024 - 4:50PM



Track Rating: Good 4, Weather: Fine, Rail Position: +6m

Section	Overall	L1200	L1000	L800	L600	L400	L200
Section Times	1:24.43 [10] (0:14.53)	1:09.90 [4] (0:10.92)	0:58.98 [3] (0:11.84)	0:47.14 [5] (0:11.89)	0:35.25 [4] (0:11.79)	0:23.46 [6] (0:11.35)	0:12.11 [6] (0:12.11)
Average Speed [km/h]	49.4	66.0	61.4	61.6	62.1	63.4	59.5
Top Speed [km/h]	67.0	67.8	63.4	62.4	64.7	64.9	61.4
Avg. Dist. to Rail [m]	1.7	0.2	1.6	3.2	4.6	6.4	6.8
Avg. Stride Freq. [Hz]	2.3	2.5	2.4	2.3	2.3	2.4	2.3
Avg. Stride Length [m]	5.8	7.4	7.2	7.4	7.4	7.5	7.2



- [] Ranking at each section and finish
- :-:- No data available at this section
- NA No data available

Horse/Jockey Name	CHAMBRAY
Finish Rank	11
Fastest Section Time (Section)	0:11.34 (L1200)
Top Speed [km/h] (Section)	64.8 (L1200)
Race State	Finished



Pukekohe Park NZ - Professional

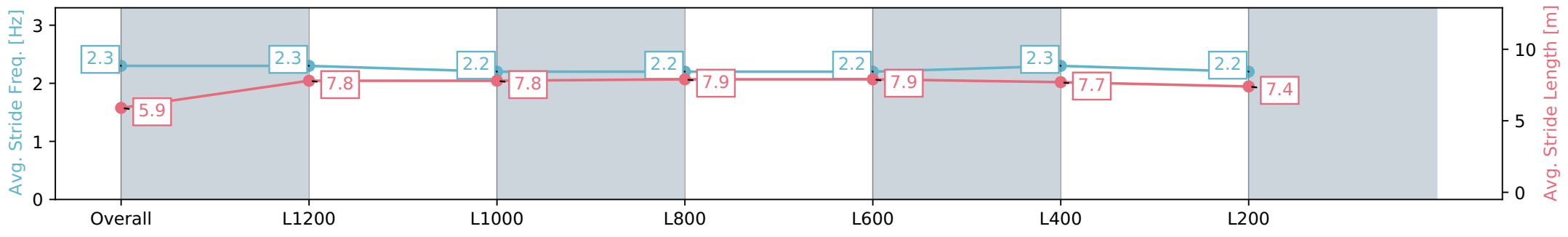
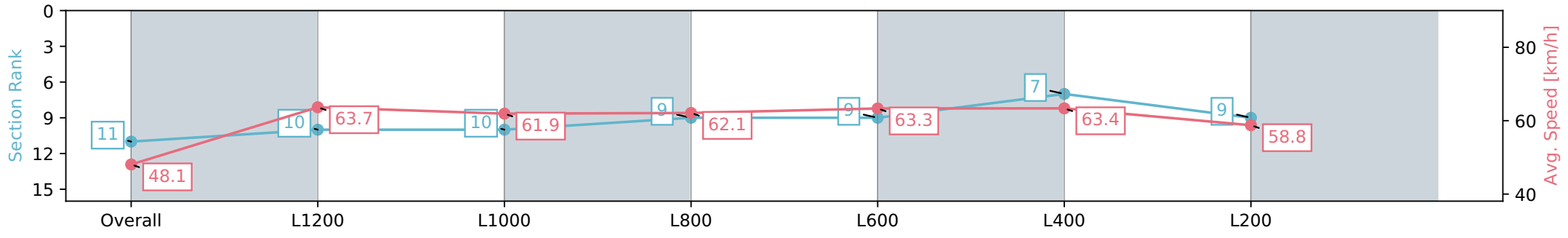
Race 6: HAUNUI FARM 1400 - 1400m

20 March 2024 - 4:50PM



Track Rating: Good 4, Weather: Fine, Rail Position: +6m

Section	Overall	L1200	L1000	L800	L600	L400	L200
Section Times	1:24.75 [11] (0:14.98)	1:09.77 [10] (0:11.34)	0:58.43 [10] (0:11.62)	0:46.81 [9] (0:11.68)	0:35.13 [9] (0:11.52)	0:23.61 [7] (0:11.34)	0:12.27 [9] (0:12.27)
Average Speed [km/h]	48.1	63.7	61.9	62.1	63.3	63.4	58.8
Top Speed [km/h]	60.3	64.8	63.6	63.4	64.0	64.7	61.4
Avg. Dist. to Rail [m]	7.5	0.7	0.4	1.4	3.6	7.3	7.9
Avg. Stride Freq. [Hz]	2.3	2.3	2.2	2.2	2.2	2.3	2.2
Avg. Stride Length [m]	5.9	7.8	7.8	7.9	7.9	7.7	7.4



- [] Ranking at each section and finish
- :-:- No data available at this section
- NA No data available

Horse/Jockey Name	FASTER SOONER NOW
Finish Rank	12
Fastest Section Time (Section)	0:11.30 (L1200)
Top Speed [km/h] (Section)	64.6 (L1200)
Race State	Finished



Pukekohe Park NZ - Professional

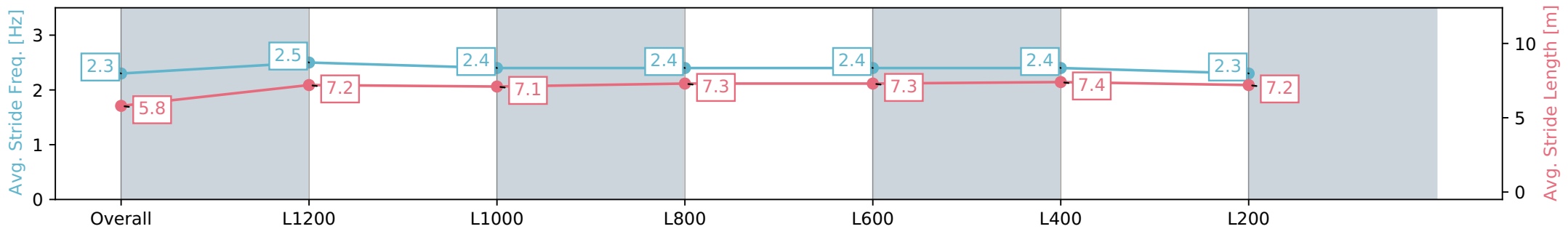
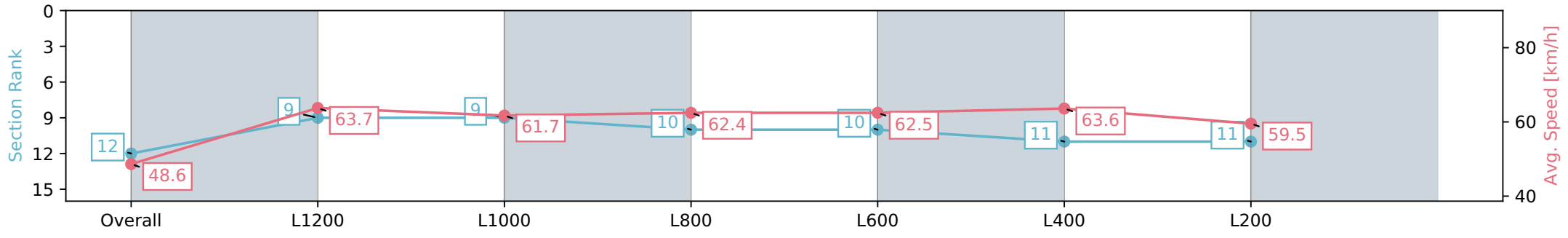
Race 6: HAUNUI FARM 1400 - 1400m

20 March 2024 - 4:50PM

Track Rating: Good 4, Weather: Fine, Rail Position: +6m



Section	Overall	L1200	L1000	L800	L600	L400	L200
Section Times	1:24.76 [12] (0:14.83)	1:09.93 [9] (0:11.30)	0:58.63 [9] (0:11.82)	0:46.81 [10] (0:11.72)	0:35.09 [10] (0:11.68)	0:23.41 [11] (0:11.36)	0:12.05 [11] (0:12.05)
Average Speed [km/h]	48.6	63.7	61.7	62.4	62.5	63.6	59.5
Top Speed [km/h]	62.5	64.6	62.7	63.7	63.7	64.3	62.2
Avg. Dist. to Rail [m]	5.7	2.3	2.3	2.9	4.9	7.8	6.4
Avg. Stride Freq. [Hz]	2.3	2.5	2.4	2.4	2.4	2.4	2.3
Avg. Stride Length [m]	5.8	7.2	7.1	7.3	7.3	7.4	7.2



- [] Ranking at each section and finish
- :-:- No data available at this section
- NA No data available

Horse/Jockey Name	RIDE THE WAVE
Finish Rank	13
Fastest Section Time (Section)	0:11.07 (L1200)
Top Speed [km/h] (Section)	66.5 (L1200)
Race State	Finished



Pukekohe Park NZ - Professional

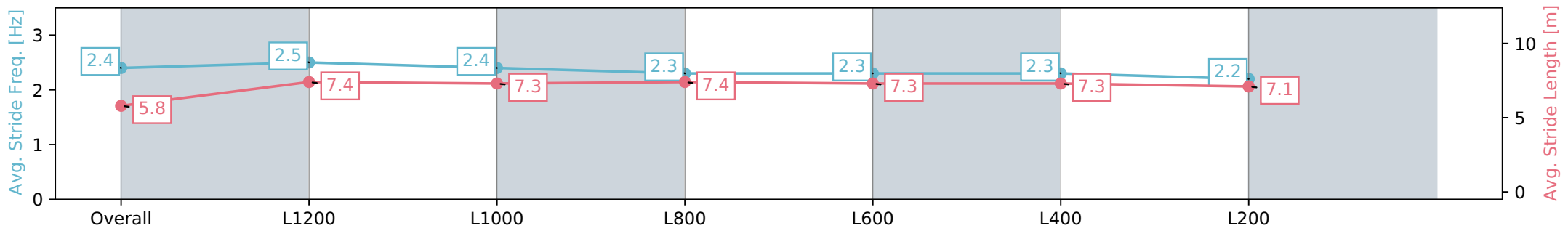
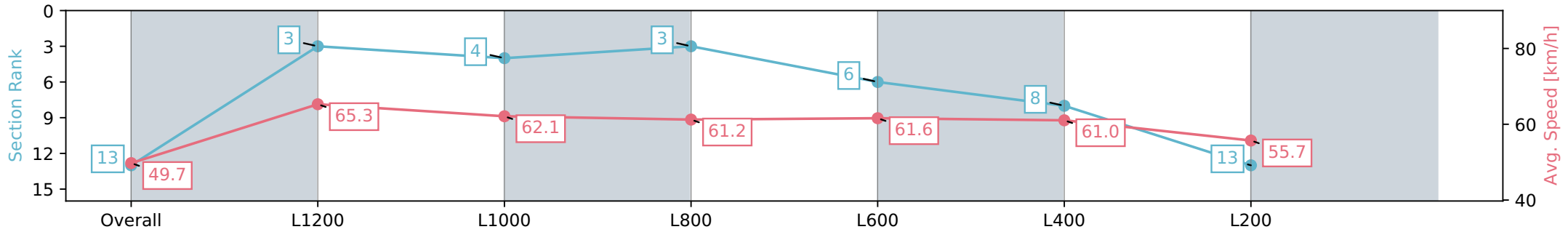
Race 6: HAUNUI FARM 1400 - 1400m

20 March 2024 - 4:50PM



Track Rating: Good 4, Weather: Fine, Rail Position: +6m

Section	Overall	L1200	L1000	L800	L600	L400	L200
Section Times	1:25.97 [13] (0:14.44)	1:11.53 [3] (0:11.07)	1:00.46 [4] (0:11.77)	0:48.69 [3] (0:12.05)	0:36.64 [6] (0:11.90)	0:24.74 [8] (0:11.80)	0:12.94 [13] (0:12.94)
Average Speed [km/h]	49.7	65.3	62.1	61.2	61.6	61.0	55.7
Top Speed [km/h]	63.8	66.5	63.8	62.0	62.5	62.6	59.4
Avg. Dist. to Rail [m]	4.0	2.8	3.1	4.0	5.9	9.7	9.2
Avg. Stride Freq. [Hz]	2.4	2.5	2.4	2.3	2.3	2.3	2.2
Avg. Stride Length [m]	5.8	7.4	7.3	7.4	7.3	7.3	7.1



- [] Ranking at each section and finish
- :-:- No data available at this section
- NA No data available