

Track Rating: Good 4, Weather: Fine, Rail Position: +6m

Section Field Times		Overall	L1000	L800	L600	L400	L200							
		1:09.44 (0:13.71)	0:55.73 (0:11.30)	0:44.43 (0:11.43)	0:33.00 (0:11.08)	0:21.92 (0:10.59)	0:11.32 (0:11.32)							
Position	#	Horse/Jockey	Barrier	Top Speed [km/h]	Fastest Section	First 400m			Margin	Distance Travelled From Winner [m]				
1	1	MARKET PLACE Niranjan Parmar	1	69.2 400-200	0:10.59 400-200	0:25.01	1:09.44 (0:13.70)	0:55.74 [1] (0:11.31)	0:44.43 [1] (0:11.42)	0:33.01 [1] (0:11.09)	0:21.92 [1] (0:10.59)	0:11.33 [1] (0:11.33)	1:09.44	
2	6	VILA BELMIRO Samantha Spratt	6	71.7 400-200	0:10.35 400-200	0:25.52	1:09.49 (0:14.24)	0:55.25 [4] (0:11.28)	0:43.97 [4] (0:11.39)	0:32.58 [4] (0:10.93)	0:21.65 [3] (0:10.35)	0:11.30 [2] (0:11.30)	0.4L	+3
3	7	ESPADAS Ace Lawson-Carroll	7	69.8 600-400	0:10.57 400-200	0:25.57	1:09.58 (0:14.31)	0:55.27 [5] (0:11.27)	0:44.00 [5] (0:11.39)	0:32.61 [5] (0:10.95)	0:21.66 [4] (0:10.57)	0:11.08 [3] (0:11.08)	0.8L	-5
4	5	THE YAMOTO Joseph Doyle	5	67.4 600-400	0:11.08 1000-800	0:25.18	1:11.05 (0:14.10)	0:56.95 [3] (0:11.08)	0:45.87 [2] (0:11.37)	0:34.50 [2] (0:11.09)	0:23.41 [2] (0:11.15)	0:12.26 [4] (0:12.26)	9.0L	-1
5	12	SANTA CATALINA Masahiro Hashizume	12	67.1 400-200	0:10.87 400-200	0:26.05	1:11.10 (0:14.94)	0:56.16 [9] (0:11.11)	0:45.05 [8] (0:11.45)	0:33.60 [8] (0:11.27)	0:22.33 [8] (0:10.87)	0:11.46 [8] (0:11.46)	9.2L	+1
6	4	READY EDDIE GO Tayla Mitchell	4	66.4 600-400	0:11.20 400-200	0:25.25	1:11.13 (0:14.00)	0:57.13 [2] (0:11.25)	0:45.88 [3] (0:11.52)	0:34.36 [3] (0:11.28)	0:23.07 [6] (0:11.20)	0:11.87 [6] (0:11.87)	9.4L	-3
7	8	FINNT Matthew Cameron	8	68.5 400-200	0:10.70 400-200	0:26.15	1:11.52 (0:15.05)	0:56.47 [10] (0:11.10)	0:45.37 [9] (0:11.52)	0:33.85 [10] (0:11.23)	0:22.62 [9] (0:10.70)	0:11.92 [7] (0:11.92)	11.6L	-5
8	3	OUR PRECIOUS Per-Anders Graberg	3	67.8 600-400	0:11.05 600-400	0:25.62	1:11.59 (0:14.50)	0:57.09 [6] (0:11.12)	0:45.97 [6] (0:11.37)	0:34.60 [6] (0:11.05)	0:23.55 [5] (0:11.10)	0:12.45 [5] (0:12.45)	12.0L	-2
9	9	SWISS LOTTA Triston Moodley	9	66.2 400-200	0:11.15 400-200	0:25.88	1:11.86 (0:14.66)	0:57.20 [7] (0:11.22)	0:45.98 [7] (0:11.42)	0:34.56 [7] (0:11.34)	0:23.22 [7] (0:11.15)	0:12.07 [9] (0:12.07)	13.5L	-4

Scratched: Shawshank (#2), Miss Bo Peep (#11), Satin Doll (#13), Sunrain Sailing (#14), Liaison (#15), Our Bella Flyer (#16)
Did Not Finish: Cheval Boutique (#10)

Horse/Jockey Name	MARKET PLACE
Finish Rank	1
Fastest Section Time (Section)	0:10.59 (L400)
Top Speed [km/h] (Section)	69.2 (L400)
Race State	Finished



Pukekohe Park NZ - Professional

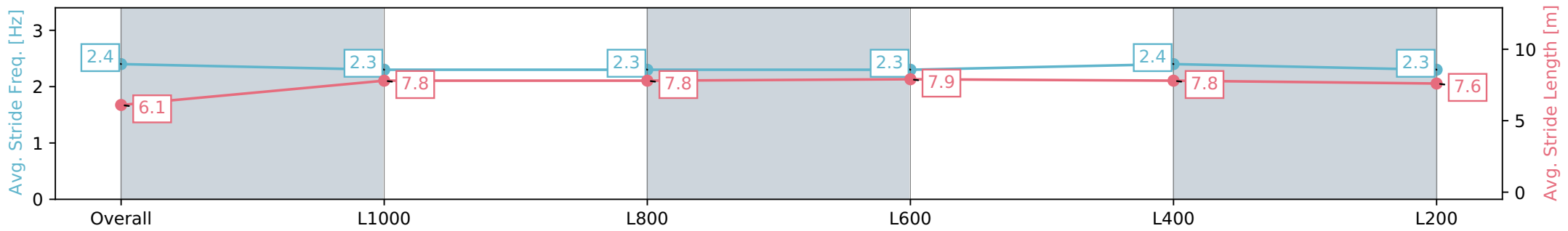
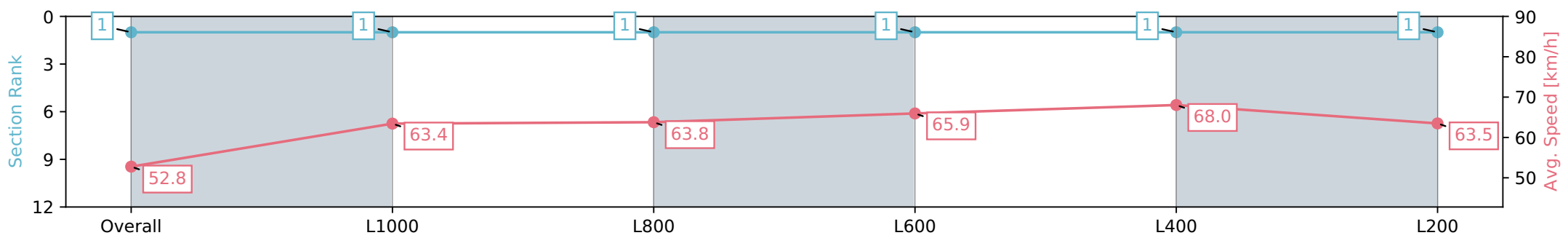
Race 3: TAB 1200 - 1200m

20 March 2024 - 3:09PM



Track Rating: Good 4, Weather: Fine, Rail Position: +6m

Section	Overall	L1000	L800	L600	L400	L200
Section Times	1:09.44 [1] (0:13.70)	0:55.74 [1] (0:11.31)	0:44.43 [1] (0:11.42)	0:33.01 [1] (0:11.09)	0:21.92 [1] (0:10.59)	0:11.33 [1] (0:11.33)
Average Speed [km/h]	52.8	63.4	63.8	65.9	68.0	63.5
Top Speed [km/h]	66.9	65.8	64.5	67.6	69.2	66.7
Avg. Dist. to Rail [m]	3.8	1.0	2.6	3.9	4.3	3.9
Avg. Stride Freq. [Hz]	2.4	2.3	2.3	2.3	2.4	2.3
Avg. Stride Length [m]	6.1	7.8	7.8	7.9	7.8	7.6



- [] Ranking at each section and finish
- :-:- No data available at this section
- NA No data available

Horse/Jockey Name	VILA BELMIRO
Finish Rank	2
Fastest Section Time (Section)	0:10.35 (L400)
Top Speed [km/h] (Section)	71.7 (L400)
Race State	Finished



Pukekohe Park NZ - Professional

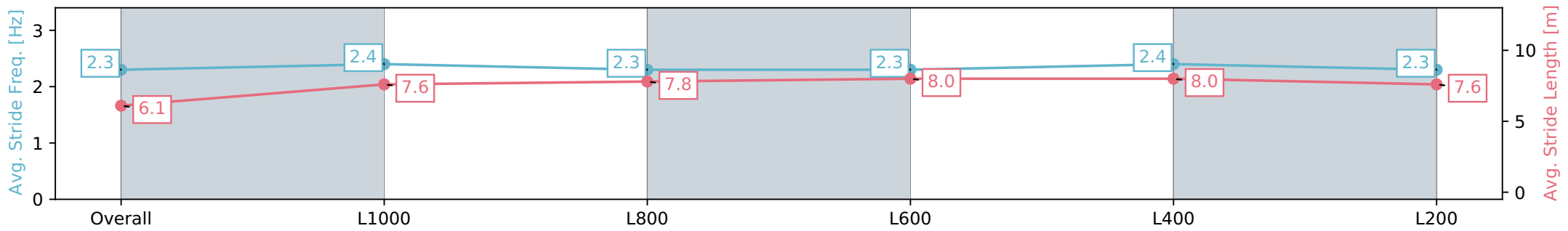
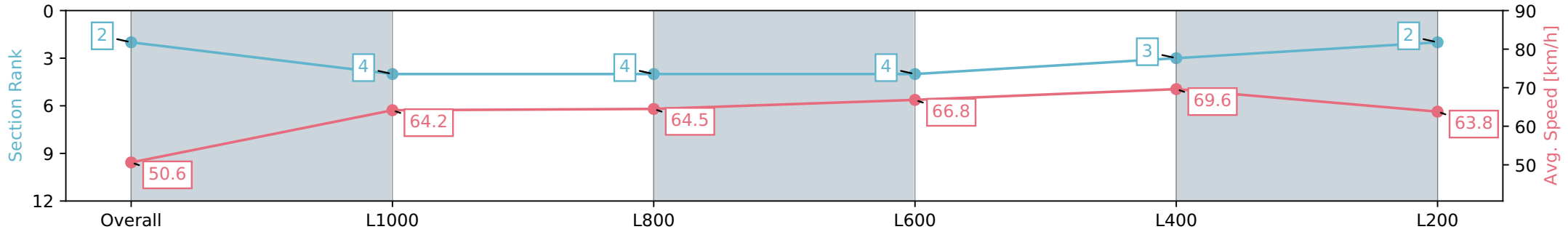
Race 3: TAB 1200 - 1200m

20 March 2024 - 3:09PM



Track Rating: Good 4, Weather: Fine, Rail Position: +6m

Section	Overall	L1000	L800	L600	L400	L200
Section Times	1:09.49 [2] (0:14.24)	0:55.25 [4] (0:11.28)	0:43.97 [4] (0:11.39)	0:32.58 [4] (0:10.93)	0:21.65 [3] (0:10.35)	0:11.30 [2] (0:11.30)
Average Speed [km/h]	50.6	64.2	64.5	66.8	69.6	63.8
Top Speed [km/h]	65.0	65.2	65.0	71.0	71.7	67.8
Avg. Dist. to Rail [m]	1.3	1.3	3.0	4.8	5.3	5.3
Avg. Stride Freq. [Hz]	2.3	2.4	2.3	2.3	2.4	2.3
Avg. Stride Length [m]	6.1	7.6	7.8	8.0	8.0	7.6



- [] Ranking at each section and finish
- :-:- No data available at this section
- NA No data available

Horse/Jockey Name	ESPADAS
Finish Rank	3
Fastest Section Time (Section)	0:10.57 (L400)
Top Speed [km/h] (Section)	69.8 (L600)
Race State	Finished

AUCKLAND
THOROUGHBRED
RACING

Pukekohe Park NZ - Professional

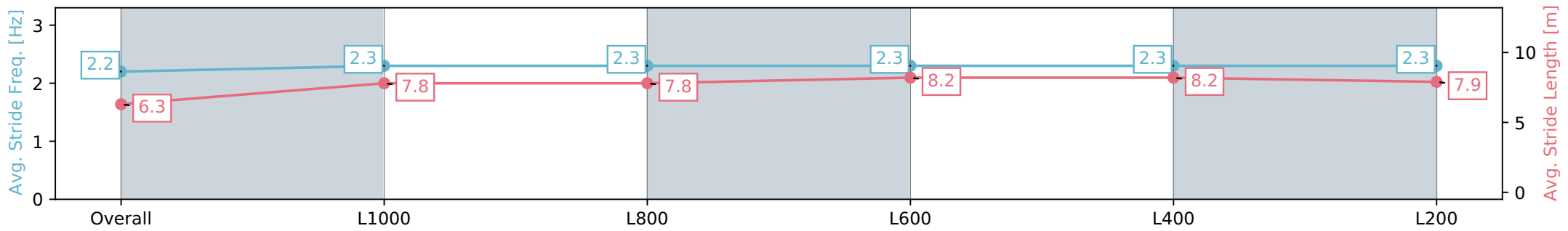
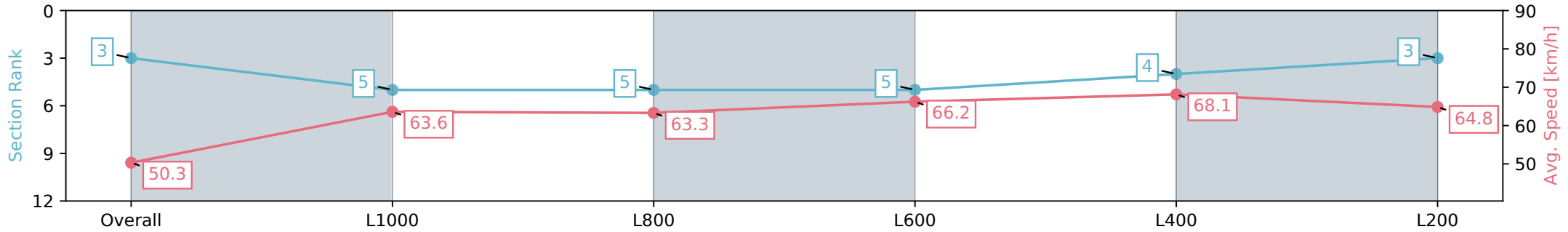
Race 3: TAB 1200 - 1200m

20 March 2024 - 3:09PM

PUKEKOHE
PARK

Track Rating: Good 4, Weather: Fine, Rail Position: +6m

Section	Overall	L1000	L800	L600	L400	L200
Section Times	1:09.58 [3] (0:14.31)	0:55.27 [5] (0:11.27)	0:44.00 [5] (0:11.39)	0:32.61 [5] (0:10.95)	0:21.66 [4] (0:10.57)	0:11.08 [3] (0:11.08)
Average Speed [km/h]	50.3	63.6	63.3	66.2	68.1	64.8
Top Speed [km/h]	65.3	65.3	64.7	69.8	69.1	67.2
Avg. Dist. to Rail [m]	1.0	0.8	0.6	2.0	4.0	4.3
Avg. Stride Freq. [Hz]	2.2	2.3	2.3	2.3	2.3	2.3
Avg. Stride Length [m]	6.3	7.8	7.8	8.2	8.2	7.9



- [] Ranking at each section and finish
- :-:- No data available at this section
- NA No data available

Horse/Jockey Name	THE YAMOTO
Finish Rank	4
Fastest Section Time (Section)	0:11.08 (L1000)
Top Speed [km/h] (Section)	67.4 (L600)
Race State	Finished



Pukekohe Park NZ - Professional

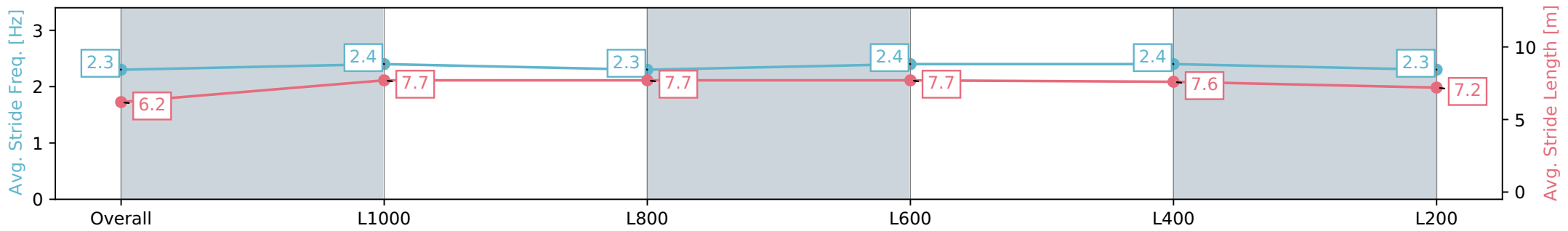
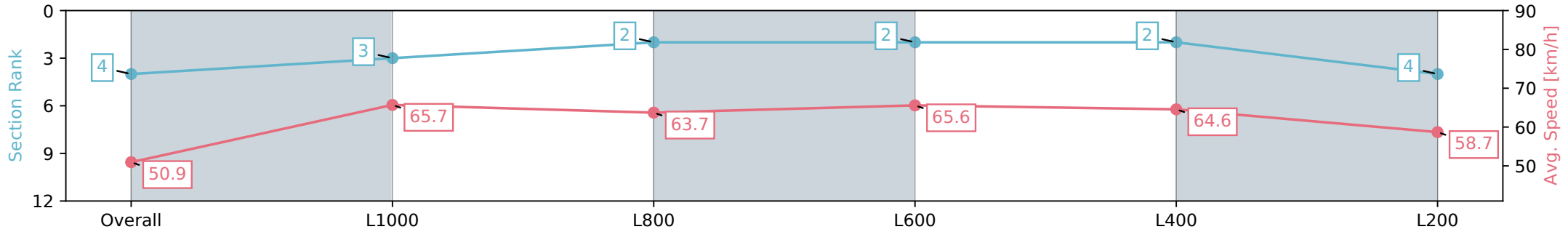
Race 3: TAB 1200 - 1200m

20 March 2024 - 3:09PM



Track Rating: Good 4, Weather: Fine, Rail Position: +6m

Section	Overall	L1000	L800	L600	L400	L200
Section Times	1:11.05 [4] (0:14.10)	0:56.95 [3] (0:11.08)	0:45.87 [2] (0:11.37)	0:34.50 [2] (0:11.09)	0:23.41 [2] (0:11.15)	0:12.26 [4] (0:12.26)
Average Speed [km/h]	50.9	65.7	63.7	65.6	64.6	58.7
Top Speed [km/h]	66.9	67.2	64.6	67.4	67.1	61.7
Avg. Dist. to Rail [m]	3.3	1.4	1.5	2.2	2.9	3.4
Avg. Stride Freq. [Hz]	2.3	2.4	2.3	2.4	2.4	2.3
Avg. Stride Length [m]	6.2	7.7	7.7	7.7	7.6	7.2



- [] Ranking at each section and finish
- :-:- No data available at this section
- NA No data available

Horse/Jockey Name	SANTA CATALINA
Finish Rank	5
Fastest Section Time (Section)	0:10.87 (L400)
Top Speed [km/h] (Section)	67.1 (L400)
Race State	Finished



Pukekohe Park NZ - Professional

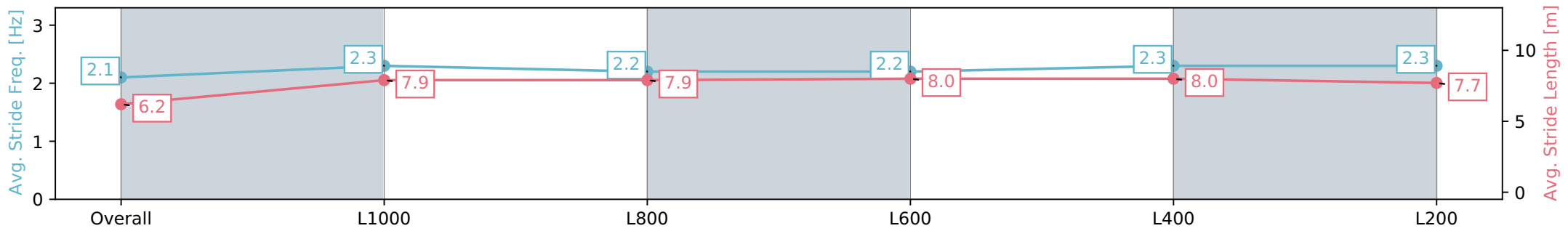
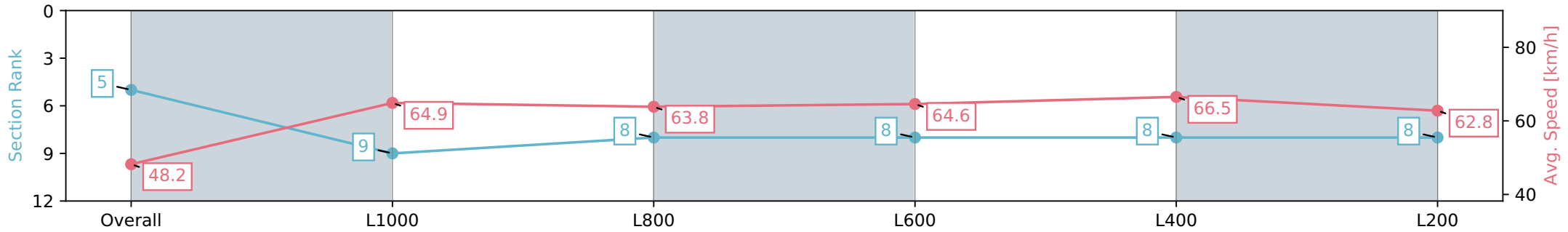
Race 3: TAB 1200 - 1200m

20 March 2024 - 3:09PM



Track Rating: Good 4, Weather: Fine, Rail Position: +6m

Section	Overall	L1000	L800	L600	L400	L200
Section Times	1:11.10 [5] (0:14.94)	0:56.16 [9] (0:11.11)	0:45.05 [8] (0:11.45)	0:33.60 [8] (0:11.27)	0:22.33 [8] (0:10.87)	0:11.46 [8] (0:11.46)
Average Speed [km/h]	48.2	64.9	63.8	64.6	66.5	62.8
Top Speed [km/h]	63.5	66.5	64.6	65.4	67.1	66.0
Avg. Dist. to Rail [m]	5.0	0.7	2.3	4.0	6.2	6.8
Avg. Stride Freq. [Hz]	2.1	2.3	2.2	2.2	2.3	2.3
Avg. Stride Length [m]	6.2	7.9	7.9	8.0	8.0	7.7



- [] Ranking at each section and finish
- :-:- No data available at this section
- NA No data available

Horse/Jockey Name	READY EDDIE GO
Finish Rank	6
Fastest Section Time (Section)	0:11.20 (L400)
Top Speed [km/h] (Section)	66.4 (L600)
Race State	Finished



Pukekohe Park NZ - Professional

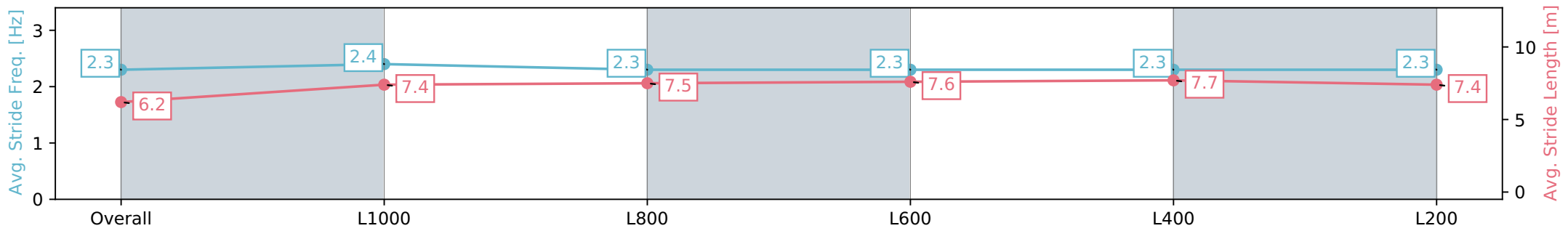
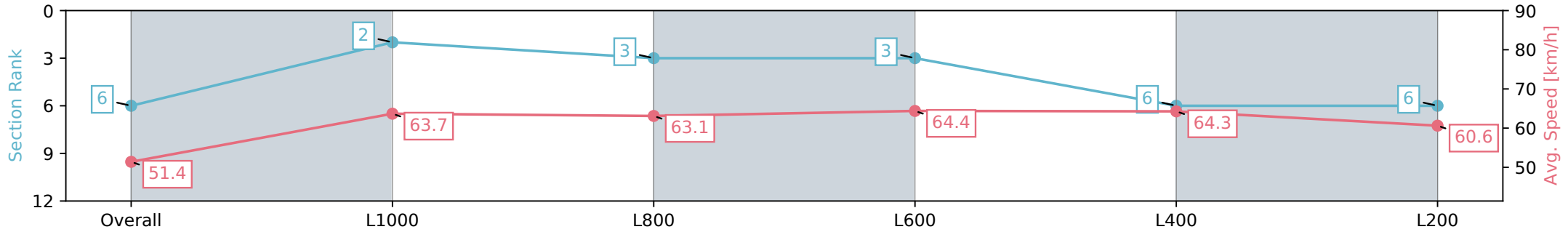
Race 3: TAB 1200 - 1200m

20 March 2024 - 3:09PM



Track Rating: Good 4, Weather: Fine, Rail Position: +6m

Section	Overall	L1000	L800	L600	L400	L200
Section Times	1:11.13 [6] (0:14.00)	0:57.13 [2] (0:11.25)	0:45.88 [3] (0:11.52)	0:34.36 [3] (0:11.28)	0:23.07 [6] (0:11.20)	0:11.87 [6] (0:11.87)
Average Speed [km/h]	51.4	63.7	63.1	64.4	64.3	60.6
Top Speed [km/h]	65.0	65.8	64.3	66.4	66.0	62.6
Avg. Dist. to Rail [m]	0.7	0.9	2.1	2.2	2.6	3.3
Avg. Stride Freq. [Hz]	2.3	2.4	2.3	2.3	2.3	2.3
Avg. Stride Length [m]	6.2	7.4	7.5	7.6	7.7	7.4



- [] Ranking at each section and finish
- :-:- No data available at this section
- NA No data available

Horse/Jockey Name	FINNT
Finish Rank	7
Fastest Section Time (Section)	0:10.70 (L400)
Top Speed [km/h] (Section)	68.5 (L400)
Race State	Finished

AUCKLAND
THOROUGHBRED
RACING

Pukekohe Park NZ - Professional

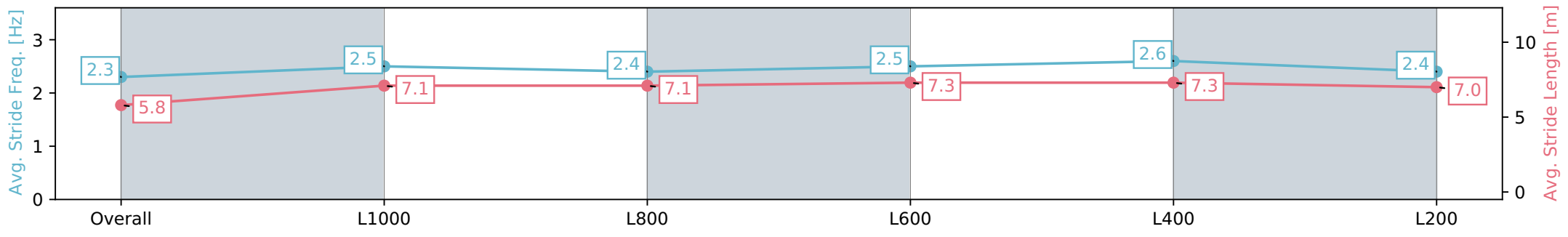
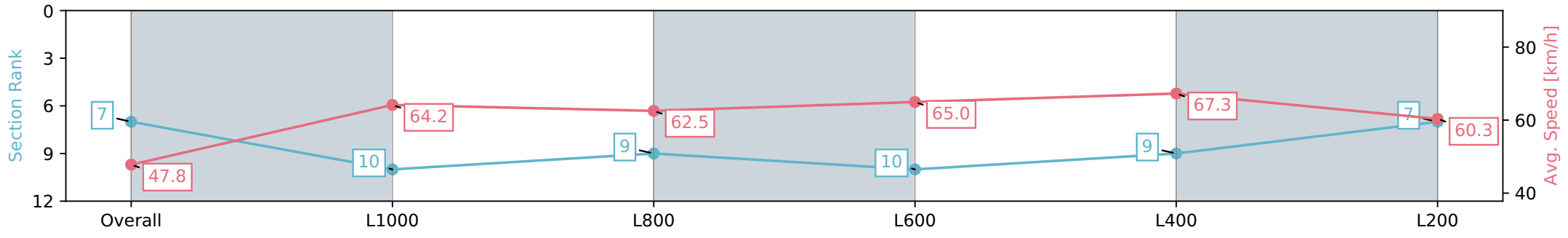
Race 3: TAB 1200 - 1200m

20 March 2024 - 3:09PM

PUKEKOHE
PARK

Track Rating: Good 4, Weather: Fine, Rail Position: +6m

Section	Overall	L1000	L800	L600	L400	L200
Section Times	1:11.52 [7] (0:15.05)	0:56.47 [10] (0:11.10)	0:45.37 [9] (0:11.52)	0:33.85 [10] (0:11.23)	0:22.62 [9] (0:10.70)	0:11.92 [7] (0:11.92)
Average Speed [km/h]	47.8	64.2	62.5	65.0	67.3	60.3
Top Speed [km/h]	63.4	64.9	63.3	68.0	68.5	64.8
Avg. Dist. to Rail [m]	1.9	1.7	0.5	2.8	4.6	3.6
Avg. Stride Freq. [Hz]	2.3	2.5	2.4	2.5	2.6	2.4
Avg. Stride Length [m]	5.8	7.1	7.1	7.3	7.3	7.0



- [] Ranking at each section and finish
- :-:- No data available at this section
- NA No data available

Horse/Jockey Name	OUR PRECIOUS
Finish Rank	8
Fastest Section Time (Section)	0:11.05 (L600)
Top Speed [km/h] (Section)	67.8 (L600)
Race State	Finished



Pukekohe Park NZ - Professional

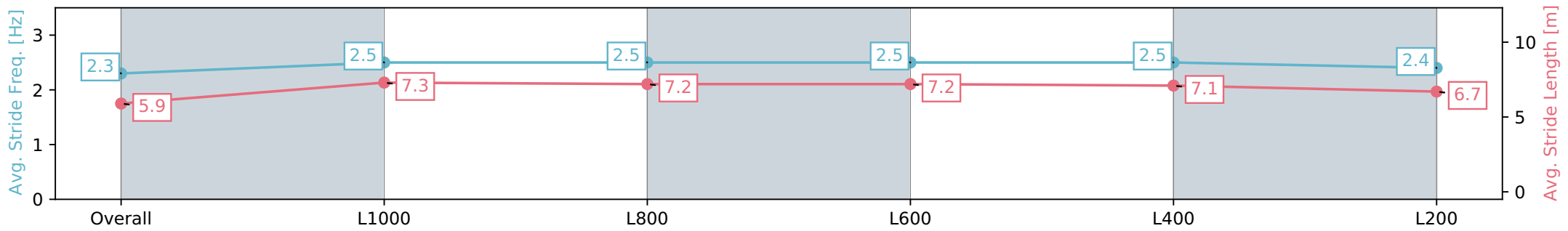
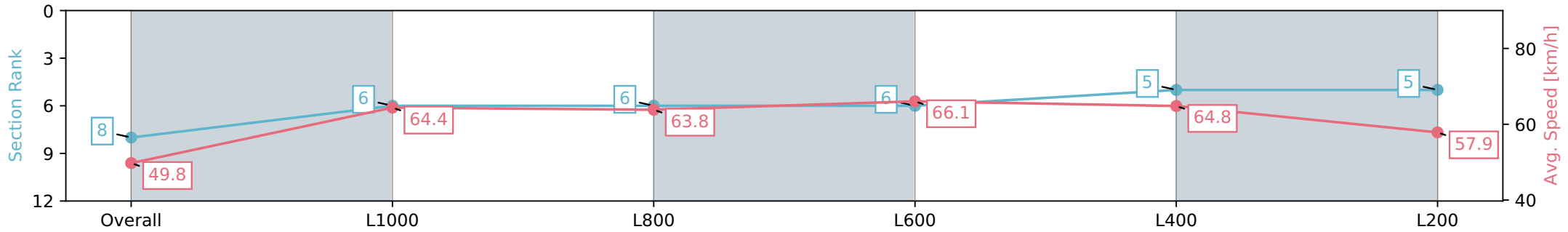
Race 3: TAB 1200 - 1200m

20 March 2024 - 3:09PM

Track Rating: Good 4, Weather: Fine, Rail Position: +6m



Section	Overall	L1000	L800	L600	L400	L200
Section Times	1:11.59 [8] (0:14.50)	0:57.09 [6] (0:11.12)	0:45.97 [6] (0:11.37)	0:34.60 [6] (0:11.05)	0:23.55 [5] (0:11.10)	0:12.45 [5] (0:12.45)
Average Speed [km/h]	49.8	64.4	63.8	66.1	64.8	57.9
Top Speed [km/h]	65.1	65.6	66.0	67.8	66.4	61.4
Avg. Dist. to Rail [m]	2.9	1.4	1.7	3.7	5.4	3.9
Avg. Stride Freq. [Hz]	2.3	2.5	2.5	2.5	2.5	2.4
Avg. Stride Length [m]	5.9	7.3	7.2	7.2	7.1	6.7



- [] Ranking at each section and finish
- :-:- No data available at this section
- NA No data available

Horse/Jockey Name	SWISS LOTTA
Finish Rank	9
Fastest Section Time (Section)	0:11.15 (L400)
Top Speed [km/h] (Section)	66.2 (L400)
Race State	Finished



Pukekohe Park NZ - Professional

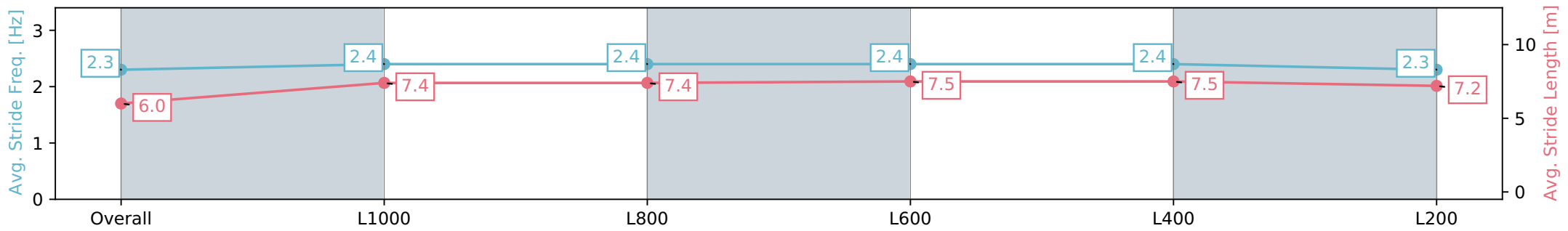
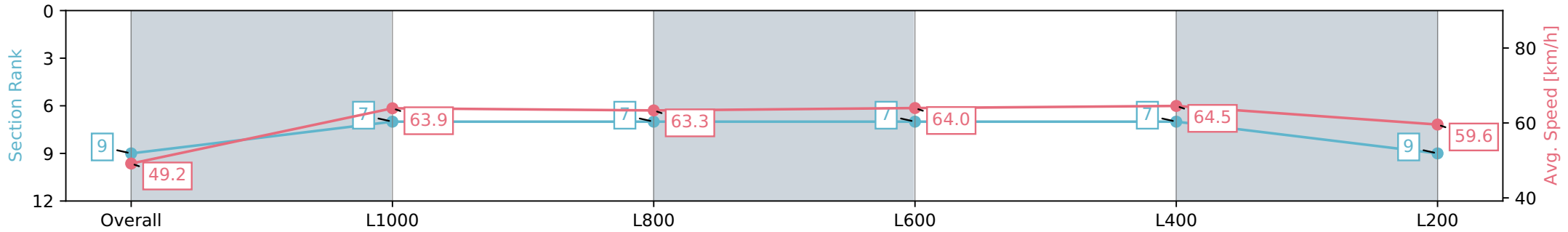
Race 3: TAB 1200 - 1200m

20 March 2024 - 3:09PM



Track Rating: Good 4, Weather: Fine, Rail Position: +6m

Section	Overall	L1000	L800	L600	L400	L200
Section Times	1:11.86 [9] (0:14.66)	0:57.20 [7] (0:11.22)	0:45.98 [7] (0:11.42)	0:34.56 [7] (0:11.34)	0:23.22 [7] (0:11.15)	0:12.07 [9] (0:12.07)
Average Speed [km/h]	49.2	63.9	63.3	64.0	64.5	59.6
Top Speed [km/h]	63.6	64.8	65.2	65.6	66.2	62.7
Avg. Dist. to Rail [m]	2.5	0.4	1.0	1.6	2.1	2.4
Avg. Stride Freq. [Hz]	2.3	2.4	2.4	2.4	2.4	2.3
Avg. Stride Length [m]	6.0	7.4	7.4	7.5	7.5	7.2



- [] Ranking at each section and finish
- :-:- No data available at this section
- NA No data available