

Track Rating: Good 4, Weather: Fine, Rail Position: +6m

Section													Overall	L2000	L1800	L1600	L1400	L1200		
Field Times													2:10.59 (0:08.77)	2:01.82 (0:12.08)	1:49.74 (0:12.13)	1:37.61 (0:12.29)	1:25.31 (0:12.94)	1:12.37 (0:12.57)		
Position	#	Horse/Jockey	Barrier	Top Speed [km/h]	Fastest Section	First 400m											Distance Travelled From Winner [m]			
1	3	TREATY OF PARIS Dean James-Parker	3	66.3 200-0	0:09.11 2000-1800	0:27.43	2:10.59 (0:09.11)	2:01.48 [6] (0:12.13)	1:49.35 [6] (0:12.38)	1:36.97 [6] (0:12.56)	1:24.40 [6] (0:12.70)	1:11.70 [6] (0:12.53)								
2	4	WITHALLMYHEART Hamish McNeill	4	64.6 200-0	0:09.01 2000-1800	0:27.31	2:10.81 (0:09.01)	2:01.80 [5] (0:12.16)	1:49.64 [5] (0:12.32)	1:37.32 [5] (0:12.43)	1:24.89 [5] (0:12.73)	1:12.16 [5] (0:12.54)				-6				
3	7	MISCHIEF MANAGED Corey Wiles	7	65.7 200-0	0:09.48 2000-1800	0:27.81	2:10.86 (0:09.48)	2:01.38 [8] (0:12.20)	1:49.18 [7] (0:12.42)	1:36.76 [7] (0:12.32)	1:24.44 [8] (0:12.61)	1:11.83 [8] (0:12.44)				-1				
4	1	MAHOE Kylan Wiles	1	64.2 400-200	0:08.77 2000-1800	0:26.88	2:11.18 (0:08.77)	2:02.41 [1] (0:12.08)	1:50.33 [1] (0:12.14)	1:38.19 [2] (0:12.28)	1:25.91 [1] (0:12.95)	1:12.96 [1] (0:12.65)				+0				
5	6	SELVA VERDE Portia Matthews	6	63.4 400-200	0:08.87 2000-1800	0:26.97	2:11.45 (0:08.87)	2:02.58 [3] (0:12.01)	1:50.57 [3] (0:12.28)	1:38.29 [3] (0:12.51)	1:25.78 [3] (0:12.70)	1:13.08 [3] (0:12.56)				-2				
6	5	SWITOWSKI Nicholas Downs	5	64.7 200-0	0:08.81 2000-1800	0:27.19	2:11.56 (0:08.81)	2:02.75 [2] (0:12.25)	1:50.50 [4] (0:12.34)	1:38.16 [4] (0:12.43)	1:25.73 [4] (0:12.77)	1:12.96 [4] (0:12.63)				+3				
7	8	CURIOUS GEORGE Michael Roustoby	8	62.1 200-0	0:09.36 2000-1800	0:27.90	2:12.82 (0:09.36)	2:03.46 [7] (0:12.39)	1:51.07 [8] (0:12.38)	1:38.69 [8] (0:12.25)	1:26.44 [7] (0:12.56)	1:13.87 [7] (0:12.41)				+3				
8	2	ESPRESSO TO GO Kelly Joyce	2	61.3 600-400	0:08.88 2000-1800	0:26.89	2:13.29 (0:08.88)	2:04.41 [4] (0:11.97)	1:52.44 [2] (0:12.13)	1:40.31 [1] (0:12.49)	1:27.82 [2] (0:12.76)	1:15.06 [2] (0:12.55)				+5				

Scratched: Vespacian (#9)

Track Rating: Good 4, Weather: Fine, Rail Position: +6m

Section													
Field Times		L1000	L800	L600	L400	L200							
		0:59.80 (0:12.67)	0:47.13 (0:12.18)	0:34.95 (0:11.59)	0:23.36 (0:11.22)	0:12.14 (0:12.14)							
Position	#	Horse/Jockey	Barrier	Top Speed [km/h]	Fastest Section	First 400m						Margin	Distance Travelled From Winner [m]
1	3	<b>TREATY OF PARIS</b> Dean James-Parker	3	66.3 200-0	0:09.11 2000-1800	0:27.43	0:59.17 [7] (0:12.39)	0:46.78 [6] (0:11.99)	0:34.79 [5] (0:11.48)	0:23.31 [3] (0:11.17)	0:12.14 [1] (0:12.14)	2:10.59	2:10.59
2	4	<b>WITHALLMYHEART</b> Hamish McNeill	4	64.6 200-0	0:09.01 2000-1800	0:27.31	0:59.62 [4] (0:12.46)	0:47.16 [4] (0:12.03)	0:35.13 [4] (0:11.56)	0:23.57 [2] (0:11.32)	0:12.25 [2] (0:12.25)	0.22L	0.22L
3	7	<b>MISCHIEF MANAGED</b> Corey Wiles	7	65.7 200-0	0:09.48 2000-1800	0:27.81	0:59.39 [8] (0:12.40)	0:46.99 [7] (0:12.27)	0:34.72 [7] (0:11.56)	0:23.16 [7] (0:11.28)	0:11.87 [5] (0:11.87)	0.05L	0.05L
4	1	<b>MAHOE</b> Kylan Wiles	1	64.2 400-200	0:08.77 2000-1800	0:26.88	1:00.31 [2] (0:12.61)	0:47.70 [2] (0:12.16)	0:35.54 [2] (0:11.57)	0:23.96 [1] (0:11.53)	0:12.43 [3] (0:12.43)	0.32L	0.32L
5	6	<b>SELVA VERDE</b> Portia Matthews	6	63.4 400-200	0:08.87 2000-1800	0:26.97	1:00.51 [3] (0:12.67)	0:47.84 [3] (0:12.05)	0:35.79 [3] (0:11.69)	0:24.10 [4] (0:11.68)	0:12.42 [6] (0:12.42)	0.27L	0.27L
6	5	<b>SWITOWSKI</b> Nicholas Downs	5	64.7 200-0	0:08.81 2000-1800	0:27.19	1:00.33 [5] (0:12.53)	0:47.80 [5] (0:12.07)	0:35.73 [6] (0:11.64)	0:24.09 [5] (0:11.45)	0:12.64 [4] (0:12.64)	0.11L	0.11L
7	8	<b>CURIOUS GEORGE</b> Michael Roustoby	8	62.1 200-0	0:09.36 2000-1800	0:27.90	1:01.46 [6] (0:12.62)	0:48.84 [8] (0:12.34)	0:36.50 [8] (0:11.80)	0:24.70 [8] (0:11.94)	0:12.76 [8] (0:12.76)	1.26L	1.26L
8	2	<b>ESPRESSO TO GO</b> Kelly Joyce	2	61.3 600-400	0:08.88 2000-1800	0:26.89	1:02.51 [1] (0:12.68)	0:49.83 [1] (0:12.17)	0:37.66 [1] (0:12.07)	0:25.59 [6] (0:12.30)	0:13.29 [7] (0:13.28)	0.47L	0.47L

Scratched: Vespacian (#9)

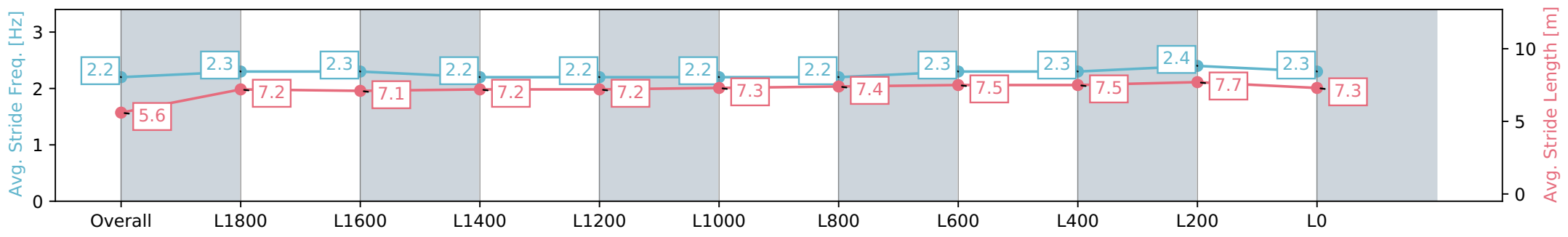
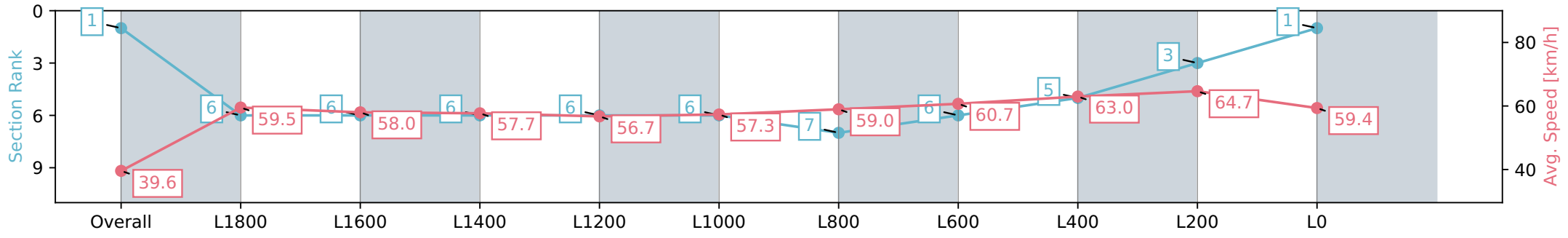
Horse/Jockey Name	TREATY OF PARIS
Finish Rank	1
Fastest Section Time (Section)	0:09.11 (Overall)
Top Speed [km/h] (Section)	66.3 (L400)
Race State	Finished



Pukekohe Park NZ - Professional  
 Race 2: AUCKLAND CO-OP TAXIS 2100 - 2100m  
 20 March 2024 - 2:30PM  
 Track Rating: Good 4, Weather: Fine, Rail Position: +6m



Section	Overall	L1800	L1600	L1400	L1200	L1000	L800	L600	L400	L200	L0
Section Times	2:10.59 [1] (0:09.11)	2:01.48 [6] (0:12.13)	1:49.35 [6] (0:12.38)	1:36.97 [6] (0:12.56)	1:24.40 [6] (0:12.70)	1:11.70 [6] (0:12.53)	0:59.17 [7] (0:12.39)	0:46.78 [6] (0:11.99)	0:34.79 [5] (0:11.48)	0:23.31 [3] (0:11.17)	0:12.14 [1] (0:12.14)
Average Speed [km/h]	39.6	59.5	58.0	57.7	56.7	57.3	59.0	60.7	63.0	64.7	59.4
Top Speed [km/h]	58.2	61.1	58.8	58.3	57.7	58.5	60.7	61.5	66.1	66.3	62.1
Avg. Dist. to Rail [m]	6.3	1.0	0.5	1.4	2.2	1.9	2.4	1.8	2.0	3.6	3.0
Avg. Stride Freq. [Hz]	2.2	2.3	2.3	2.2	2.2	2.2	2.2	2.2	2.3	2.3	2.4
Avg. Stride Length [m]	5.6	7.2	7.1	7.2	7.2	7.2	7.3	7.4	7.5	7.5	7.3



Report Created: Wed 20 March 2024 14:04:57 GMT+11 (Note: Timing is based on positional data)

- [ ] Ranking at each section and finish
- :-:- No data available at this section
- NA No data available



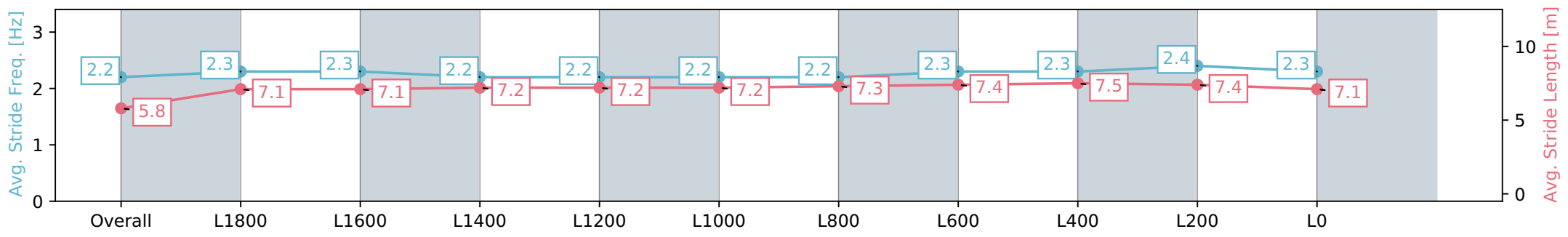
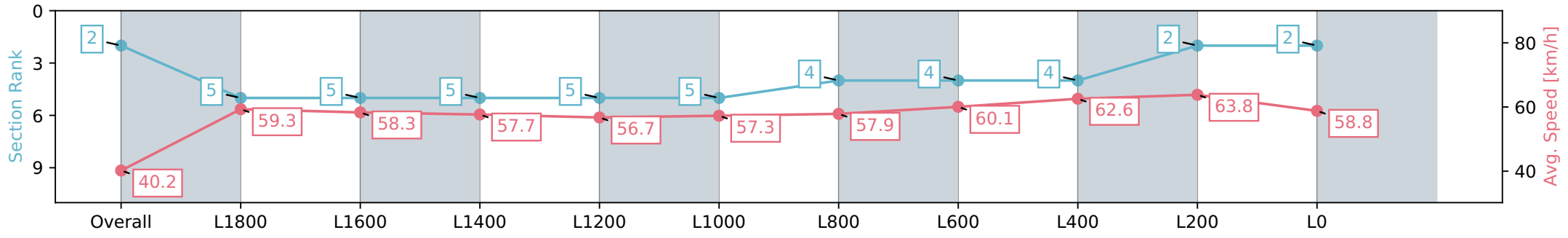
Horse/Jockey Name	WITHALLMYHEART
Finish Rank	2
Fastest Section Time (Section)	0:09.01 (Overall)
Top Speed [km/h] (Section)	64.6 (L400)
Race State	Finished



Pukekohe Park NZ - Professional  
 Race 2: AUCKLAND CO-OP TAXIS 2100 - 2100m  
 20 March 2024 - 2:30PM  
 Track Rating: Good 4, Weather: Fine, Rail Position: +6m



Section	Overall	L1800	L1600	L1400	L1200	L1000	L800	L600	L400	L200	L0
Section Times	2:10.81 [2] (0:09.01)	2:01.80 [5] (0:12.16)	1:49.64 [5] (0:12.32)	1:37.32 [5] (0:12.43)	1:24.89 [5] (0:12.73)	1:12.16 [5] (0:12.54)	0:59.62 [4] (0:12.46)	0:47.16 [4] (0:12.03)	0:35.13 [4] (0:11.56)	0:23.57 [2] (0:11.32)	0:12.25 [2] (0:12.25)
Average Speed [km/h]	40.2	59.3	58.3	57.7	56.7	57.3	57.9	60.1	62.6	63.8	58.8
Top Speed [km/h]	58.5	60.1	58.8	58.5	57.4	58.3	58.5	61.7	63.8	64.6	61.3
Avg. Dist. to Rail [m]	3.9	0.6	0.4	0.3	0.1	0.2	0.4	1.0	1.1	1.2	1.0
Avg. Stride Freq. [Hz]	2.2	2.3	2.3	2.2	2.2	2.2	2.2	2.3	2.3	2.4	2.3
Avg. Stride Length [m]	5.8	7.1	7.1	7.2	7.2	7.2	7.3	7.4	7.5	7.4	7.1



Report Created: Wed 20 March 2024 14:05:01 GMT+11 (Note: Timing is based on positional data)

- [ ] Ranking at each section and finish
- :-:- No data available at this section
- NA No data available



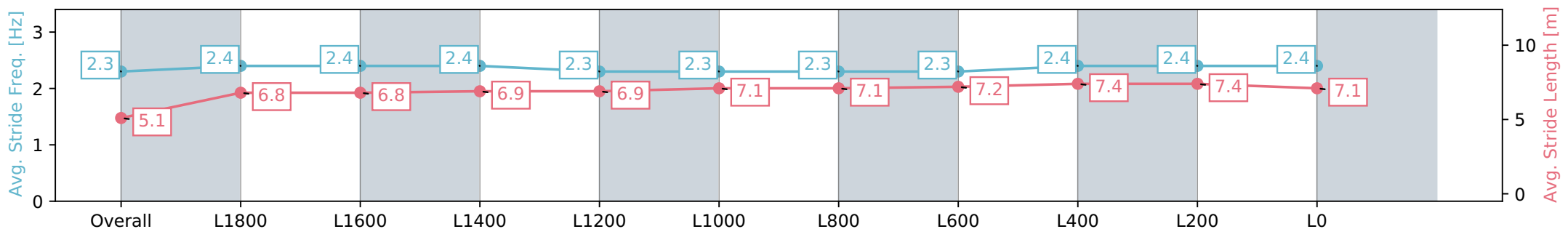
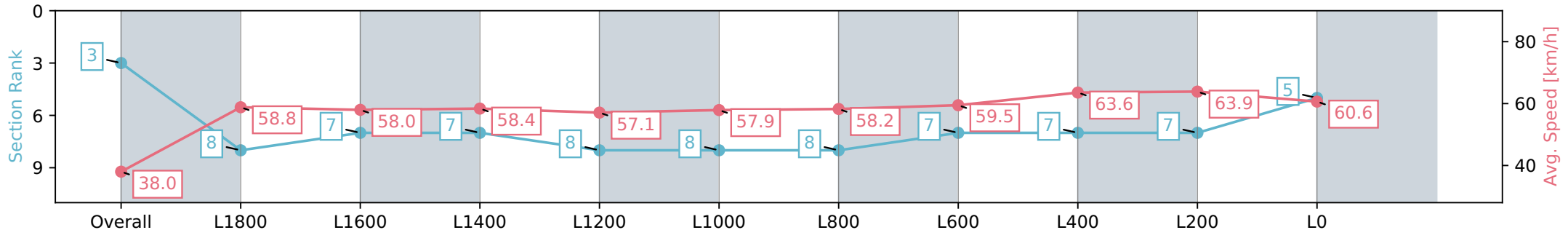
Horse/Jockey Name	MISCHIEF MANAGED
Finish Rank	3
Fastest Section Time (Section)	0:09.48 (Overall)
Top Speed [km/h] (Section)	65.7 (L400)
Race State	Finished



Pukekohe Park NZ - Professional  
 Race 2: AUCKLAND CO-OP TAXIS 2100 - 2100m  
 20 March 2024 - 2:30PM  
 Track Rating: Good 4, Weather: Fine, Rail Position: +6m



Section	Overall	L1800	L1600	L1400	L1200	L1000	L800	L600	L400	L200	L0
Section Times	2:10.86 [3] (0:09.48)	2:01.38 [8] (0:12.20)	1:49.18 [7] (0:12.42)	1:36.76 [7] (0:12.32)	1:24.44 [8] (0:12.61)	1:11.83 [8] (0:12.44)	0:59.39 [8] (0:12.40)	0:46.99 [7] (0:12.27)	0:34.72 [7] (0:11.56)	0:23.16 [7] (0:11.28)	0:11.87 [5] (0:11.87)
Average Speed [km/h]	38.0	58.8	58.0	58.4	57.1	57.9	58.2	59.5	63.6	63.9	60.6
Top Speed [km/h]	55.5	60.3	59.2	60.0	58.1	58.8	59.7	61.8	65.6	65.7	62.6
Avg. Dist. to Rail [m]	5.0	0.8	0.6	0.5	0.5	0.4	0.4	2.7	5.8	7.7	4.7
Avg. Stride Freq. [Hz]	2.3	2.4	2.4	2.4	2.3	2.3	2.3	2.3	2.4	2.4	2.4
Avg. Stride Length [m]	5.1	6.8	6.8	6.9	6.9	7.1	7.1	7.2	7.4	7.4	7.1



Report Created: Wed 20 March 2024 14:05:05 GMT+11 (Note: Timing is based on positional data)

- [ ] Ranking at each section and finish
- :-:- No data available at this section
- NA No data available



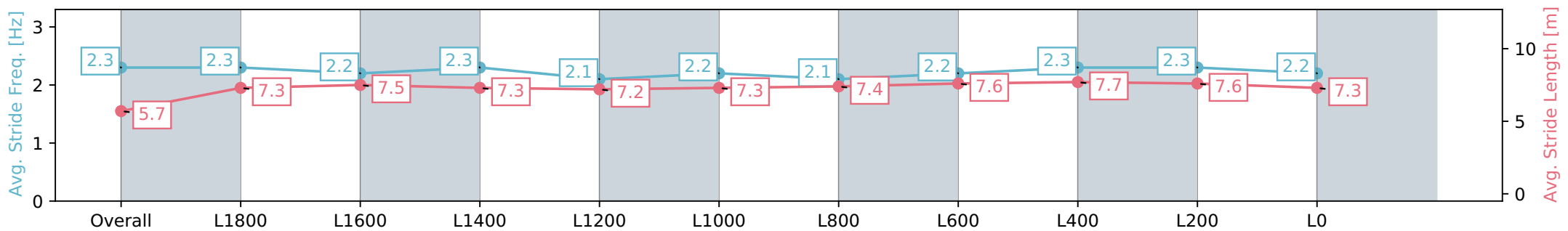
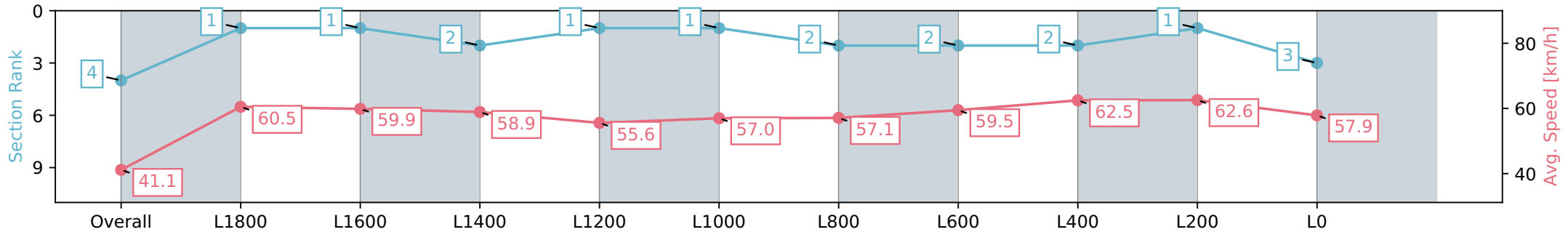
Horse/Jockey Name	MAHOE
Finish Rank	4
Fastest Section Time (Section)	0:08.77 (Overall)
Top Speed [km/h] (Section)	64.2 (L600)
Race State	Finished



Pukekohe Park NZ - Professional  
 Race 2: AUCKLAND CO-OP TAXIS 2100 - 2100m  
 20 March 2024 - 2:30PM  
 Track Rating: Good 4, Weather: Fine, Rail Position: +6m



Section	Overall	L1800	L1600	L1400	L1200	L1000	L800	L600	L400	L200	L0
Section Times	2:11.18 [4] (0:08.77)	2:02.41 [1] (0:12.08)	1:50.33 [1] (0:12.14)	1:38.19 [2] (0:12.28)	1:25.91 [1] (0:12.95)	1:12.96 [1] (0:12.65)	1:00.31 [2] (0:12.61)	0:47.70 [2] (0:12.16)	0:35.54 [2] (0:11.57)	0:23.96 [1] (0:11.53)	0:12.43 [3] (0:12.43)
Average Speed [km/h]	41.1	60.5	59.9	58.9	55.6	57.0	57.1	59.5	62.5	62.6	57.9
Top Speed [km/h]	59.7	61.9	60.4	60.3	57.7	57.8	57.8	60.7	64.2	64.1	59.7
Avg. Dist. to Rail [m]	4.9	2.4	1.7	1.1	0.2	0.4	0.6	0.8	1.3	4.3	3.4
Avg. Stride Freq. [Hz]	2.3	2.3	2.2	2.3	2.1	2.2	2.1	2.2	2.3	2.3	2.2
Avg. Stride Length [m]	5.7	7.3	7.5	7.3	7.2	7.3	7.4	7.6	7.7	7.6	7.3



[ ] Ranking at each section and finish  
 -:-:- No data available at this section  
 NA No data available

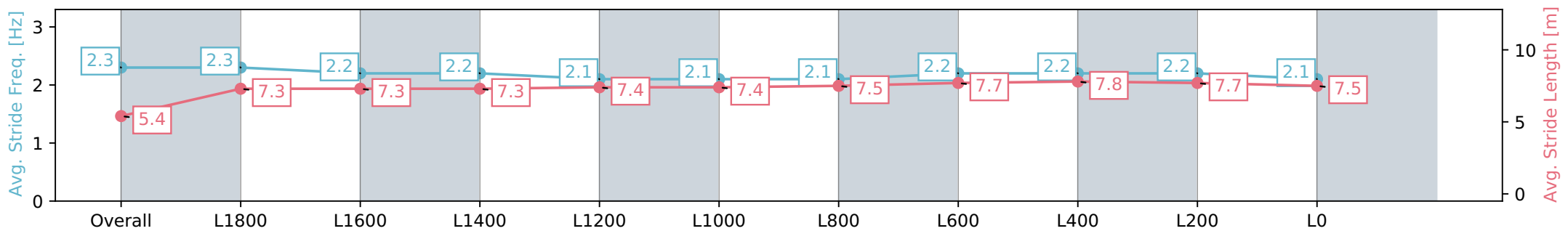
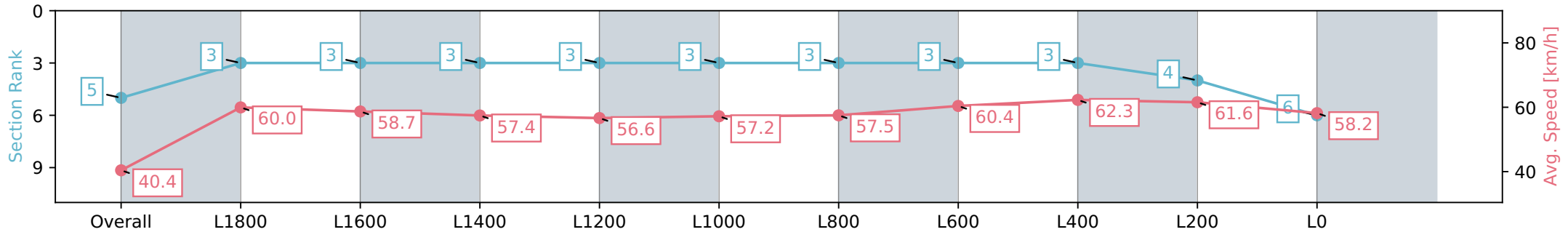
Horse/Jockey Name	SELVA VERDE
Finish Rank	5
Fastest Section Time (Section)	0:08.87 (Overall)
Top Speed [km/h] (Section)	63.4 (L600)
Race State	Finished



Pukekohe Park NZ - Professional  
 Race 2: AUCKLAND CO-OP TAXIS 2100 - 2100m  
 20 March 2024 - 2:30PM  
 Track Rating: Good 4, Weather: Fine, Rail Position: +6m



Section	Overall	L1800	L1600	L1400	L1200	L1000	L800	L600	L400	L200	L0
Section Times	2:11.45 [5] (0:08.87)	2:02.58 [3] (0:12.01)	1:50.57 [3] (0:12.28)	1:38.29 [3] (0:12.51)	1:25.78 [3] (0:12.70)	1:13.08 [3] (0:12.56)	1:00.51 [3] (0:12.67)	0:47.84 [3] (0:12.05)	0:35.79 [3] (0:11.69)	0:24.10 [4] (0:11.68)	0:12.42 [6] (0:12.42)
Average Speed [km/h]	40.4	60.0	58.7	57.4	56.6	57.2	57.5	60.4	62.3	61.6	58.2
Top Speed [km/h]	59.4	61.0	59.3	58.9	57.9	58.5	59.5	61.2	63.4	63.3	59.4
Avg. Dist. to Rail [m]	1.7	0.6	0.3	0.5	0.5	1.8	2.0	2.0	3.5	5.7	3.3
Avg. Stride Freq. [Hz]	2.3	2.3	2.2	2.2	2.1	2.1	2.1	2.2	2.2	2.2	2.1
Avg. Stride Length [m]	5.4	7.3	7.3	7.3	7.4	7.4	7.5	7.7	7.8	7.7	7.5



Report Created: Wed 20 March 2024 14:05:14 GMT+11 (Note: Timing is based on positional data)

- [ ] Ranking at each section and finish
- :-:- No data available at this section
- NA No data available



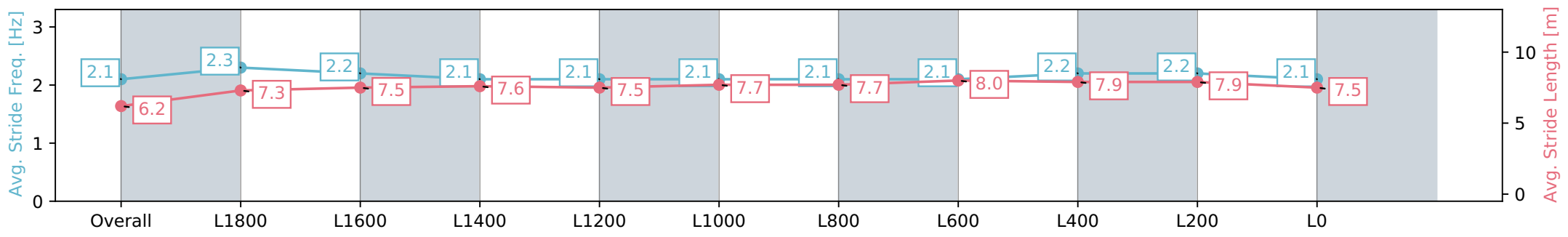
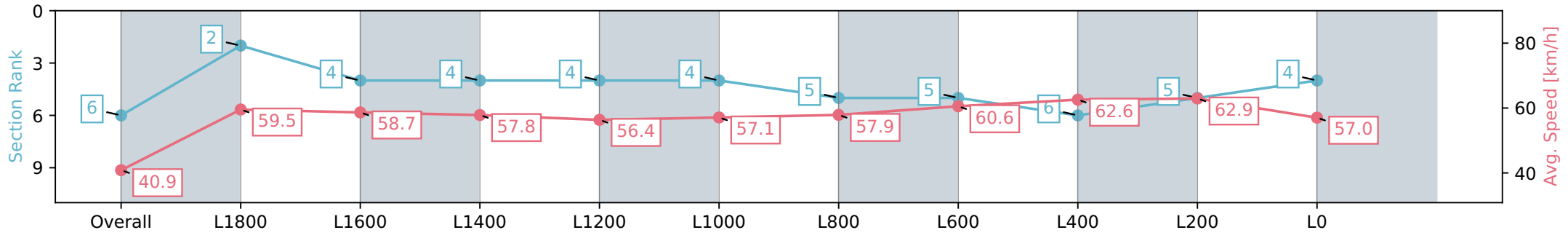
Horse/Jockey Name	SWITOWSKI
Finish Rank	6
Fastest Section Time (Section)	0:08.81 (Overall)
Top Speed [km/h] (Section)	64.7 (L400)
Race State	Finished



Pukekohe Park NZ - Professional  
 Race 2: AUCKLAND CO-OP TAXIS 2100 - 2100m  
 20 March 2024 - 2:30PM  
 Track Rating: Good 4, Weather: Fine, Rail Position: +6m



Section	Overall	L1800	L1600	L1400	L1200	L1000	L800	L600	L400	L200	L0
Section Times	2:11.56 [6] (0:08.81)	2:02.75 [2] (0:12.25)	1:50.50 [4] (0:12.34)	1:38.16 [4] (0:12.43)	1:25.73 [4] (0:12.77)	1:12.96 [4] (0:12.63)	1:00.33 [5] (0:12.53)	0:47.80 [5] (0:12.07)	0:35.73 [6] (0:11.64)	0:24.09 [5] (0:11.45)	0:12.64 [4] (0:12.64)
Average Speed [km/h]	40.9	59.5	58.7	57.8	56.4	57.1	57.9	60.6	62.6	62.9	57.0
Top Speed [km/h]	59.5	60.6	58.9	59.2	57.6	57.7	58.9	61.7	64.3	64.7	60.1
Avg. Dist. to Rail [m]	7.3	2.5	0.6	0.5	0.9	1.1	1.5	2.1	4.8	6.0	4.5
Avg. Stride Freq. [Hz]	2.1	2.3	2.2	2.1	2.1	2.1	2.1	2.1	2.1	2.2	2.1
Avg. Stride Length [m]	6.2	7.3	7.5	7.6	7.5	7.7	7.7	8.0	7.9	7.9	7.5



Report Created: Wed 20 March 2024 14:05:18 GMT+11 (Note: Timing is based on positional data)

- [ ] Ranking at each section and finish
- :-:- No data available at this section
- NA No data available





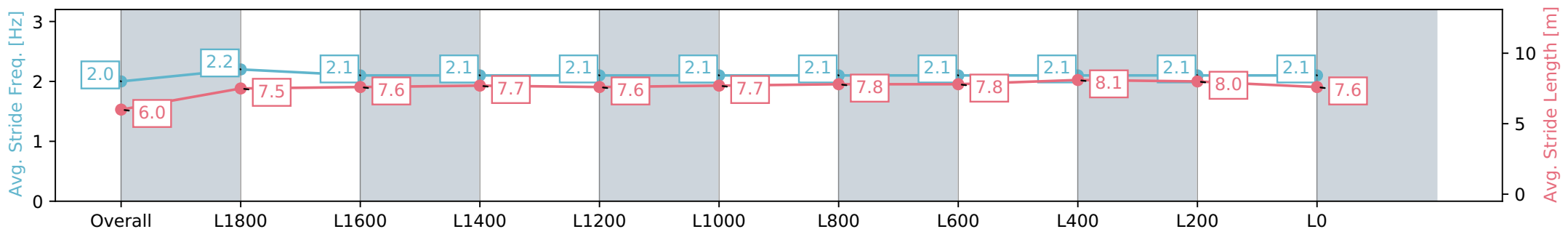
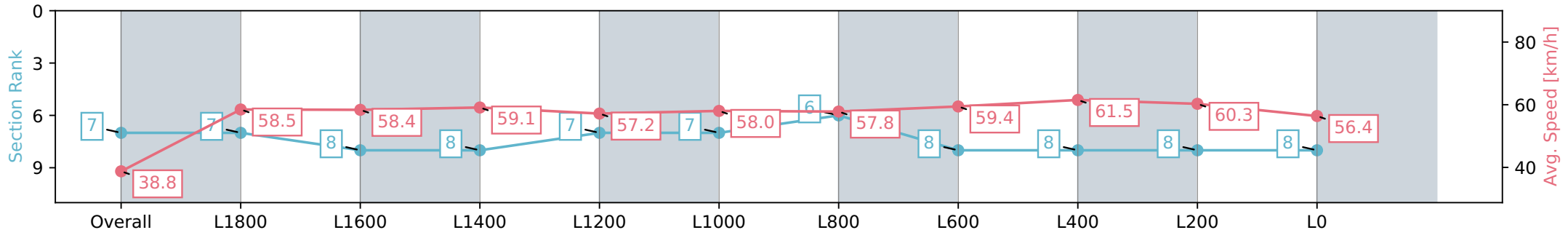
Horse/Jockey Name	CURIOUS GEORGE
Finish Rank	7
Fastest Section Time (Section)	0:09.36 (Overall)
Top Speed [km/h] (Section)	62.1 (L400)
Race State	Finished



Pukekohe Park NZ - Professional  
 Race 2: AUCKLAND CO-OP TAXIS 2100 - 2100m  
 20 March 2024 - 2:30PM  
 Track Rating: Good 4, Weather: Fine, Rail Position: +6m



Section	Overall	L1800	L1600	L1400	L1200	L1000	L800	L600	L400	L200	L0
Section Times	2:12.82 [7] (0:09.36)	2:03.46 [7] (0:12.39)	1:51.07 [8] (0:12.38)	1:38.69 [8] (0:12.25)	1:26.44 [7] (0:12.56)	1:13.87 [7] (0:12.41)	1:01.46 [6] (0:12.62)	0:48.84 [8] (0:12.34)	0:36.50 [8] (0:11.80)	0:24.70 [8] (0:11.94)	0:12.76 [8] (0:12.76)
Average Speed [km/h]	38.8	58.5	58.4	59.1	57.2	58.0	57.8	59.4	61.5	60.3	56.4
Top Speed [km/h]	56.1	59.9	59.3	60.4	58.6	59.2	59.4	60.8	62.0	62.1	58.2
Avg. Dist. to Rail [m]	7.6	1.6	0.7	0.9	1.1	1.6	2.2	3.2	1.8	1.0	1.0
Avg. Stride Freq. [Hz]	2.0	2.2	2.1	2.1	2.1	2.1	2.1	2.1	2.1	2.1	2.1
Avg. Stride Length [m]	6.0	7.5	7.6	7.7	7.6	7.7	7.8	7.8	8.1	8.0	7.6



- [ ] Ranking at each section and finish
- :-:- No data available at this section
- NA No data available

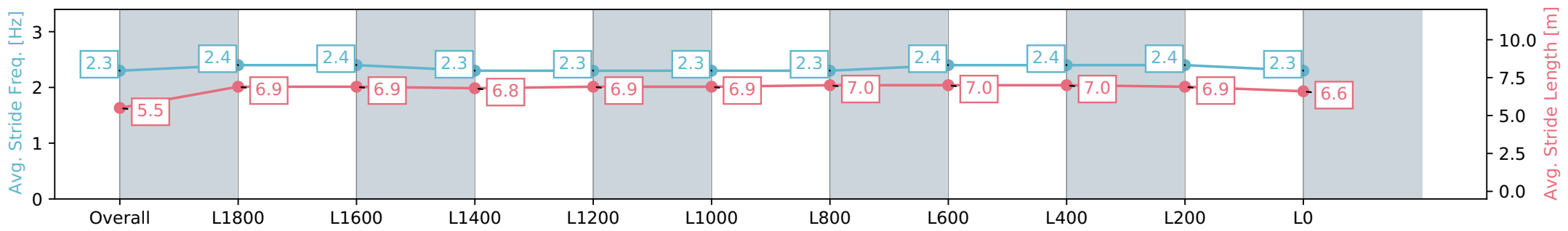
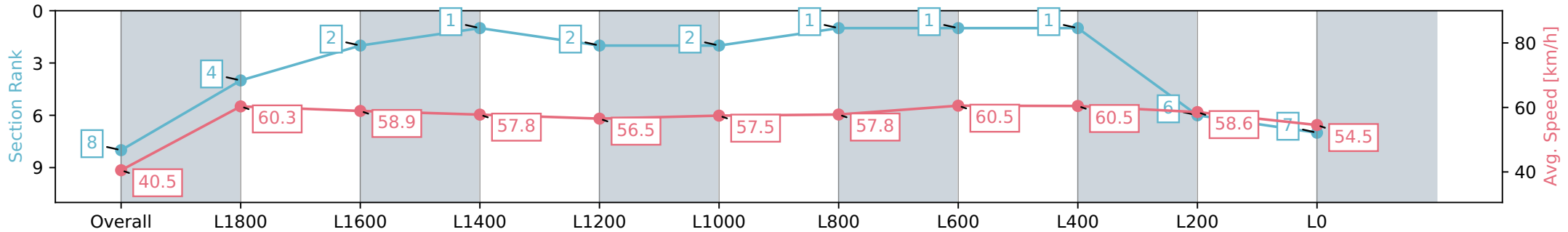
Horse/Jockey Name	ESPRESSO TO GO
Finish Rank	8
Fastest Section Time (Section)	0:08.88 (Overall)
Top Speed [km/h] (Section)	61.3 (L800)
Race State	Finished



Pukekohe Park NZ - Professional  
 Race 2: AUCKLAND CO-OP TAXIS 2100 - 2100m  
 20 March 2024 - 2:30PM  
 Track Rating: Good 4, Weather: Fine, Rail Position: +6m



Section	Overall	L1800	L1600	L1400	L1200	L1000	L800	L600	L400	L200	L0
Section Times	2:13.29 [8] (0:08.88)	2:04.41 [4] (0:11.97)	1:52.44 [2] (0:12.13)	1:40.31 [1] (0:12.49)	1:27.82 [2] (0:12.76)	1:15.06 [2] (0:12.55)	1:02.51 [1] (0:12.68)	0:49.83 [1] (0:12.17)	0:37.66 [1] (0:12.07)	0:25.59 [6] (0:12.30)	0:13.29 [7] (0:13.28)
Average Speed [km/h]	40.5	60.3	58.9	57.8	56.5	57.5	57.8	60.5	60.5	58.6	54.5
Top Speed [km/h]	59.7	61.1	59.6	58.9	57.4	58.2	59.6	61.3	61.2	61.1	56.6
Avg. Dist. to Rail [m]	3.3	1.1	0.9	0.8	1.9	3.1	3.4	3.8	3.8	2.9	3.8
Avg. Stride Freq. [Hz]	2.3	2.4	2.4	2.3	2.3	2.3	2.3	2.4	2.4	2.4	2.3
Avg. Stride Length [m]	5.5	6.9	6.9	6.8	6.9	6.9	7.0	7.0	7.0	6.9	6.6



Report Created: Wed 20 March 2024 14:05:26 GMT+11 (Note: Timing is based on positional data)

- [ ] Ranking at each section and finish
- :-:- No data available at this section
- NA No data available

