

Track Rating: Good 4, Weather: Fine, Rail Position: +6m

Section Field Times		Overall	L2000	L1800	L1600	L1400	L1200							
		2:12.15 (0:08.24)	2:03.91 (0:11.94)	1:51.96 (0:12.59)	1:39.37 (0:13.01)	1:26.36 (0:13.12)	1:13.25 (0:13.11)							
Position	#	Horse/Jockey	Barrier	Top Speed [km/h]	Fastest Section	First 400m								Distance Travelled From Winner [m]
1	3	<b>TOMMY PERFECT</b> Michael James Roustoby	3	64.0 400-200	0:08.31 2000-1800	0:26.38	2:12.15 (0:08.31)	2:03.84 [3] (0:11.87)	1:51.97 [1] (0:12.60)	1:39.37 [1] (0:13.00)	1:26.37 [1] (0:13.12)	1:13.25 [1] (0:13.11)		
2	2	<b>MAGICAL ROAD</b> Portia Jane Matthews	2	64.2 400-200	0:08.30 2000-1800	0:26.60	2:12.39 (0:08.30)	2:04.09 [2] (0:12.10)	1:51.99 [4] (0:12.68)	1:39.31 [2] (0:13.23)	1:26.08 [2] (0:13.30)	1:12.78 [2] (0:13.06)		+9
3	8	<b>SHEEZE A BREEZE</b> Kelly Marie-Rona Joyce	8	66.0 400-200	0:08.71 2000-1800	0:27.49	2:12.44 (0:08.71)	2:03.73 [8] (0:12.34)	1:51.39 [8] (0:13.01)	1:38.38 [8] (0:13.30)	1:25.08 [7] (0:13.24)	1:11.84 [8] (0:12.91)		+1
4	4	<b>BEAU ONDAGO</b> Hamish Albert McNeill	4	64.4 200-0	0:08.43 2000-1800	0:26.96	2:12.67 (0:08.43)	2:04.24 [5] (0:12.21)	1:52.03 [6] (0:13.02)	1:39.01 [6] (0:13.30)	1:25.71 [6] (0:13.26)	1:12.45 [6] (0:12.82)		+11
5	5	<b>RUM AND RUMOUR</b> Corey John Wiles	5	65.2 200-0	0:08.50 2000-1800	0:27.38	2:12.67 (0:08.50)	2:04.17 [6] (0:12.44)	1:51.73 [7] (0:13.09)	1:38.64 [7] (0:13.34)	1:25.30 [8] (0:13.22)	1:12.08 [7] (0:12.86)		+1
6	7	<b>SALVIN</b> Nicholas Harleigh Downs	7	64.9 600-400	0:08.51 2000-1800	0:26.90	2:13.01 (0:08.51)	2:04.50 [7] (0:12.10)	1:52.40 [5] (0:12.87)	1:39.53 [5] (0:13.34)	1:26.19 [5] (0:13.32)	1:12.87 [5] (0:12.83)		-5
7	1	<b>JUSTICE</b> Kylan Richard Wiles	1	62.7 400-200	0:08.24 2000-1800	0:26.64	2:13.21 (0:08.24)	2:04.97 [1] (0:12.02)	1:52.95 [2] (0:12.89)	1:40.06 [3] (0:13.31)	1:26.75 [3] (0:13.28)	1:13.47 [3] (0:12.86)		+10
8	6	<b>POSITIVE POWER</b> Dean Malcolm James-Parker	6	63.2 400-200	0:08.33 2000-1800	0:26.66	2:13.92 (0:08.33)	2:05.59 [4] (0:11.98)	1:53.61 [3] (0:12.92)	1:40.69 [4] (0:13.37)	1:27.32 [4] (0:13.27)	1:14.05 [4] (0:12.87)		+9

Track Rating: Good 4, Weather: Fine, Rail Position: +6m

Section													
Field Times		L1000	L800	L600	L400	L200							
		1:00.14 (0:12.51)	0:47.63 (0:12.22)	0:35.41 (0:11.48)	0:23.93 (0:11.61)	0:12.32 (0:12.32)							
Position	#	Horse/Jockey	Barrier	Top Speed [km/h]	Fastest Section	First 400m	L1000	L800	L600	L400	L200	Margin	Distance Travelled From Winner [m]
1	3	<b>TOMMY PERFECT</b> Michael James Roustoby	3	64.0 400-200	0:08.31 2000-1800	0:26.38	1:00.14 [1] (0:12.50)	0:47.64 [1] (0:12.27)	0:35.37 [2] (0:11.43)	0:23.94 [1] (0:11.61)	0:12.33 [1] (0:12.33)	2:12.15	2:12.15
2	2	<b>MAGICAL ROAD</b> Portia Jane Matthews	2	64.2 400-200	0:08.30 2000-1800	0:26.60	0:59.72 [3] (0:12.46)	0:47.26 [3] (0:11.70)	0:35.56 [3] (0:11.55)	0:24.01 [3] (0:11.54)	0:12.47 [2] (0:12.47)	0.24L	0.24L
3	8	<b>SHEEZE A BREEZE</b> Kelly Marie-Rona Joyce	8	66.0 400-200	0:08.71 2000-1800	0:27.49	0:58.93 [8] (0:12.16)	0:46.77 [7] (0:11.80)	0:34.97 [7] (0:11.25)	0:23.72 [4] (0:11.39)	0:12.33 [3] (0:12.33)	0.05L	0.05L
4	4	<b>BEAU ONDAGO</b> Hamish Albert McNeill	4	64.4 200-0	0:08.43 2000-1800	0:26.96	0:59.63 [6] (0:12.17)	0:47.46 [5] (0:11.80)	0:35.66 [4] (0:11.77)	0:23.89 [5] (0:11.52)	0:12.37 [5] (0:12.37)	0.23L	0.23L
5	5	<b>RUM AND RUMOUR</b> Corey John Wiles	5	65.2 200-0	0:08.50 2000-1800	0:27.38	0:59.22 [7] (0:12.31)	0:46.91 [8] (0:11.78)	0:35.13 [8] (0:11.37)	0:23.76 [7] (0:11.46)	0:12.30 [6] (0:12.30)	2:12.67	2:12.67
6	7	<b>SALVIN</b> Nicholas Harleigh Downs	7	64.9 600-400	0:08.51 2000-1800	0:26.90	1:00.04 [5] (0:12.11)	0:47.93 [2] (0:11.65)	0:36.28 [1] (0:11.60)	0:24.68 [2] (0:11.85)	0:12.83 [4] (0:12.83)	0.34L	0.34L
7	1	<b>JUSTICE</b> Kylan Richard Wiles	1	62.7 400-200	0:08.24 2000-1800	0:26.64	1:00.61 [2] (0:12.55)	0:48.06 [4] (0:12.01)	0:36.05 [5] (0:11.74)	0:24.31 [6] (0:11.78)	0:12.53 [7] (0:12.53)	0.2L	0.2L
8	6	<b>POSITIVE POWER</b> Dean Malcolm James-Parker	6	63.2 400-200	0:08.33 2000-1800	0:26.66	1:01.18 [4] (0:12.56)	0:48.61 [6] (0:12.13)	0:36.48 [6] (0:11.73)	0:24.75 [8] (0:11.98)	0:12.77 [8] (0:12.77)	0.71L	0.71L

Horse/Jockey Name	TOMMY PERFECT
Finish Rank	1
Fastest Section Time (Section)	0:08.31 (Overall)
Top Speed [km/h] (Section)	64.0 (L600)
Race State	Finished



Pukekohe Park NZ - Professional

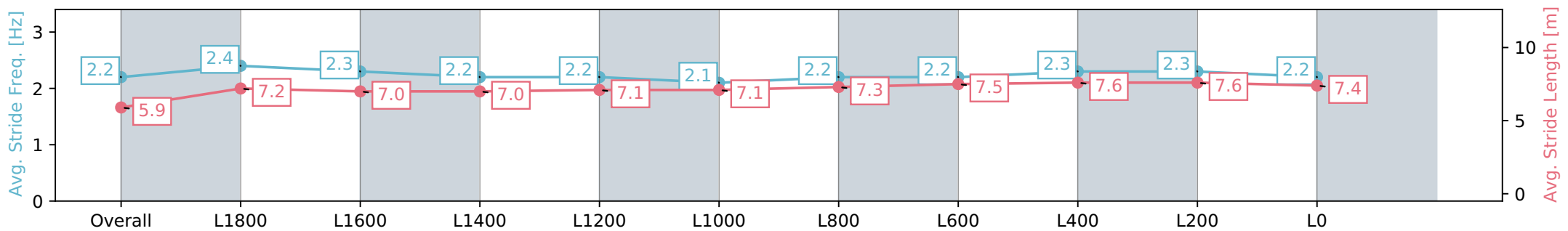
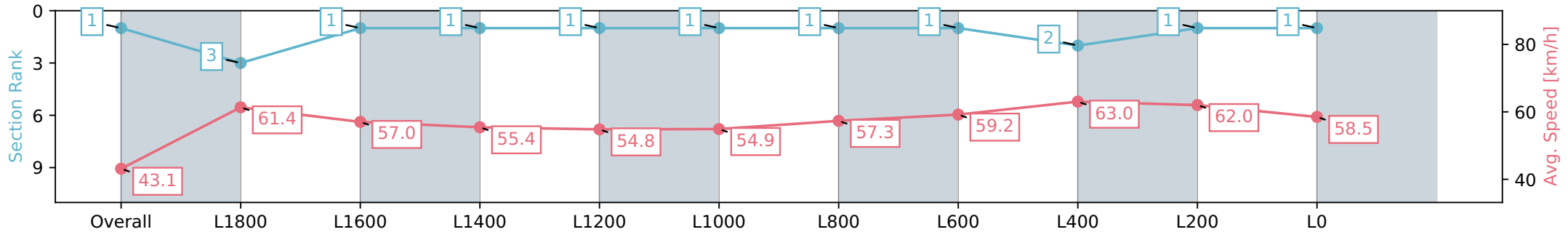
Race 1: STELLA ARTOIS 2100 - 2100m

20 March 2024 - 1:54PM

Track Rating: Good 4, Weather: Fine, Rail Position: +6m



Section	Overall	L1800	L1600	L1400	L1200	L1000	L800	L600	L400	L200	L0
Section Times	2:12.15 [1] (0:08.31)	2:03.84 [3] (0:11.87)	1:51.97 [1] (0:12.60)	1:39.37 [1] (0:13.00)	1:26.37 [1] (0:13.12)	1:13.25 [1] (0:13.11)	1:00.14 [1] (0:12.50)	0:47.64 [1] (0:12.27)	0:35.37 [2] (0:11.43)	0:23.94 [1] (0:11.61)	0:12.33 [1] (0:12.33)
Average Speed [km/h]	43.1	61.4	57.0	55.4	54.8	54.9	57.3	59.2	63.0	62.0	58.5
Top Speed [km/h]	59.9	62.2	59.6	55.8	55.3	55.9	58.8	61.8	64.0	63.6	59.9
Avg. Dist. to Rail [m]	6.5	1.9	0.5	0.4	0.5	0.5	0.6	0.9	1.1	0.5	0.8
Avg. Stride Freq. [Hz]	2.2	2.4	2.3	2.2	2.2	2.1	2.2	2.2	2.3	2.3	2.2
Avg. Stride Length [m]	5.9	7.2	7.0	7.0	7.1	7.1	7.3	7.5	7.6	7.6	7.4



- [ ] Ranking at each section and finish
- :-:- No data available at this section
- NA No data available

Horse/Jockey Name	MAGICAL ROAD
Finish Rank	2
Fastest Section Time (Section)	0:08.30 (Overall)
Top Speed [km/h] (Section)	64.2 (L600)
Race State	Finished



Pukekohe Park NZ - Professional

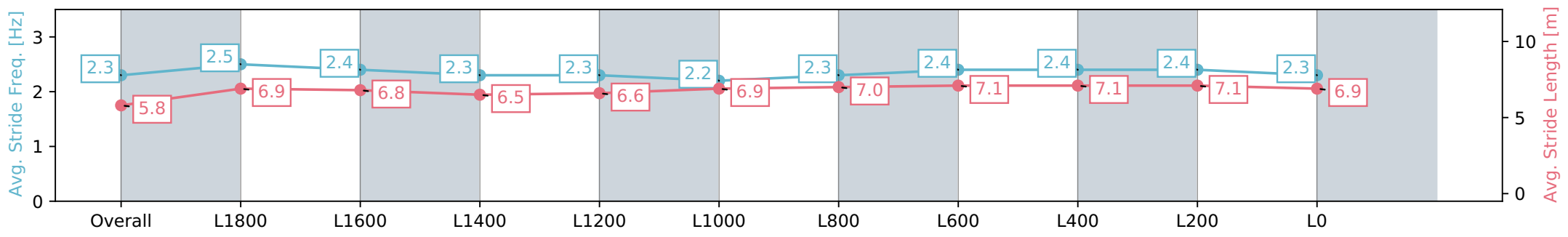
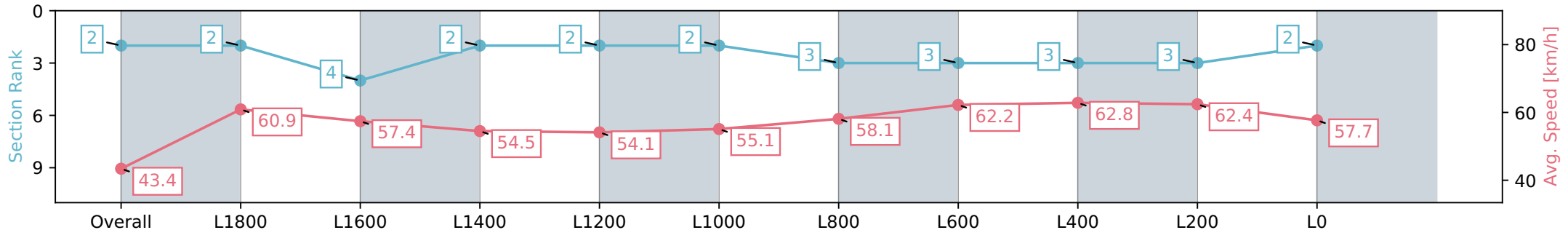
Race 1: STELLA ARTOIS 2100 - 2100m

20 March 2024 - 1:54PM



Track Rating: Good 4, Weather: Fine, Rail Position: +6m

Section	Overall	L1800	L1600	L1400	L1200	L1000	L800	L600	L400	L200	L0
Section Times	2:12.39 [2] (0:08.30)	2:04.09 [2] (0:12.10)	1:51.99 [4] (0:12.68)	1:39.31 [2] (0:13.23)	1:26.08 [2] (0:13.30)	1:12.78 [2] (0:13.06)	0:59.72 [3] (0:12.46)	0:47.26 [3] (0:11.70)	0:35.56 [3] (0:11.55)	0:24.01 [3] (0:11.54)	0:12.47 [2] (0:12.47)
Average Speed [km/h]	43.4	60.9	57.4	54.5	54.1	55.1	58.1	62.2	62.8	62.4	57.7
Top Speed [km/h]	59.2	62.7	59.0	55.1	54.4	55.7	61.2	63.1	64.2	64.2	60.3
Avg. Dist. to Rail [m]	8.9	4.7	1.6	0.8	0.3	0.3	0.5	1.9	3.4	5.0	4.7
Avg. Stride Freq. [Hz]	2.3	2.5	2.4	2.3	2.3	2.2	2.3	2.4	2.4	2.4	2.3
Avg. Stride Length [m]	5.8	6.9	6.8	6.5	6.6	6.9	7.0	7.1	7.1	7.1	6.9



- [ ] Ranking at each section and finish
- :-:- No data available at this section
- NA No data available

Horse/Jockey Name	SHEEZE A BREEZE
Finish Rank	3
Fastest Section Time (Section)	0:08.71 (Overall)
Top Speed [km/h] (Section)	66.0 (L600)
Race State	Finished



Pukekohe Park NZ - Professional

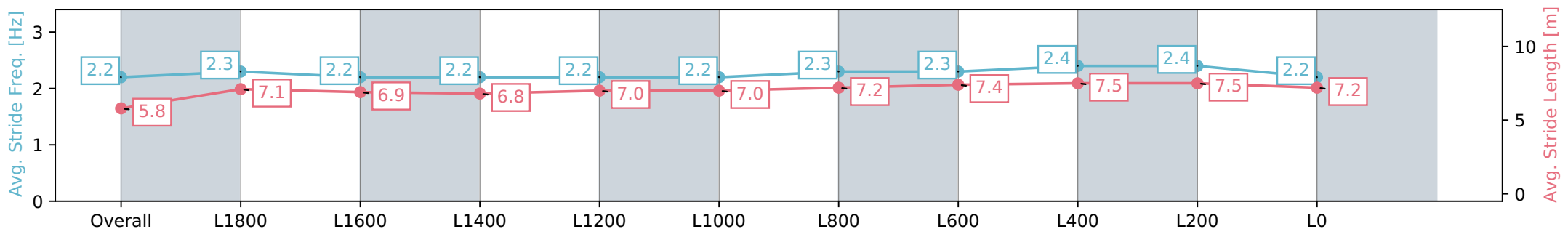
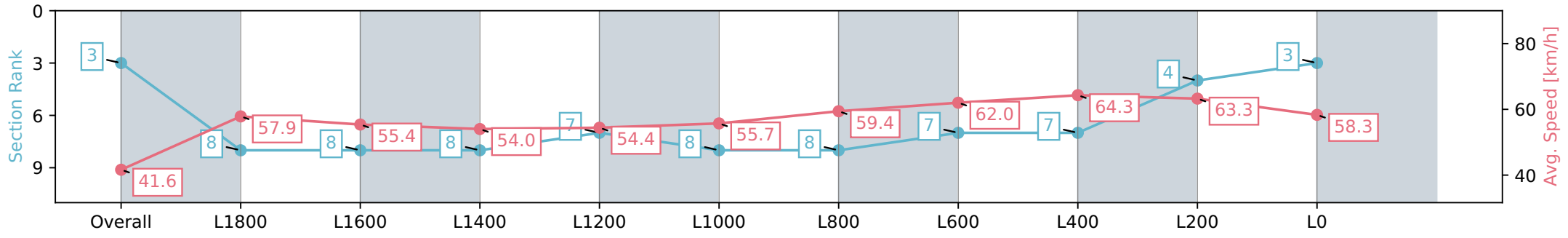
Race 1: STELLA ARTOIS 2100 - 2100m

20 March 2024 - 1:54PM



Track Rating: Good 4, Weather: Fine, Rail Position: +6m

Section	Overall	L1800	L1600	L1400	L1200	L1000	L800	L600	L400	L200	L0
Section Times	2:12.44 [3] (0:08.71)	2:03.73 [8] (0:12.34)	1:51.39 [8] (0:13.01)	1:38.38 [8] (0:13.30)	1:25.08 [7] (0:13.24)	1:11.84 [8] (0:12.91)	0:58.93 [8] (0:12.16)	0:46.77 [7] (0:11.80)	0:34.97 [7] (0:11.25)	0:23.72 [4] (0:11.39)	0:12.33 [3] (0:12.33)
Average Speed [km/h]	41.6	57.9	55.4	54.0	54.4	55.7	59.4	62.0	64.3	63.3	58.3
Top Speed [km/h]	56.8	59.3	56.4	54.8	55.4	57.8	60.7	62.7	66.0	65.9	60.2
Avg. Dist. to Rail [m]	2.4	0.9	0.4	0.4	0.1	0.2	1.1	2.2	1.6	1.9	1.8
Avg. Stride Freq. [Hz]	2.2	2.3	2.2	2.2	2.2	2.2	2.3	2.3	2.4	2.4	2.2
Avg. Stride Length [m]	5.8	7.1	6.9	6.8	7.0	7.0	7.2	7.4	7.5	7.5	7.2



- [ ] Ranking at each section and finish
- :-:- No data available at this section
- NA No data available

Horse/Jockey Name	BEAU ONDAGO
Finish Rank	4
Fastest Section Time (Section)	0:08.43 (Overall)
Top Speed [km/h] (Section)	64.4 (L400)
Race State	Finished



Pukekohe Park NZ - Professional

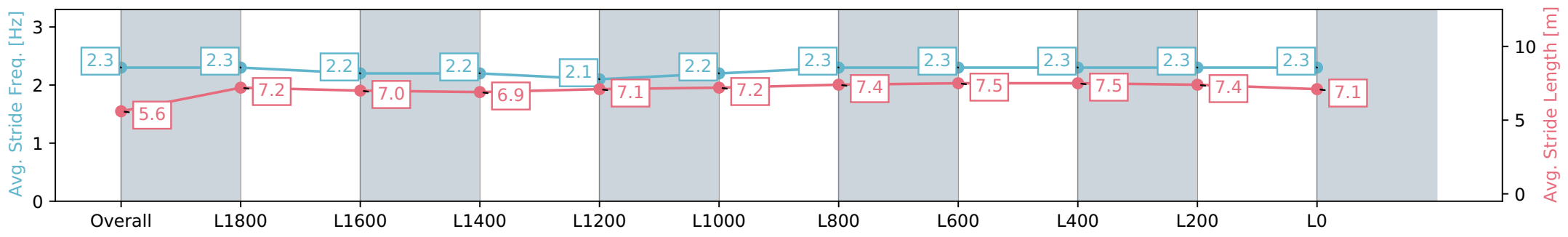
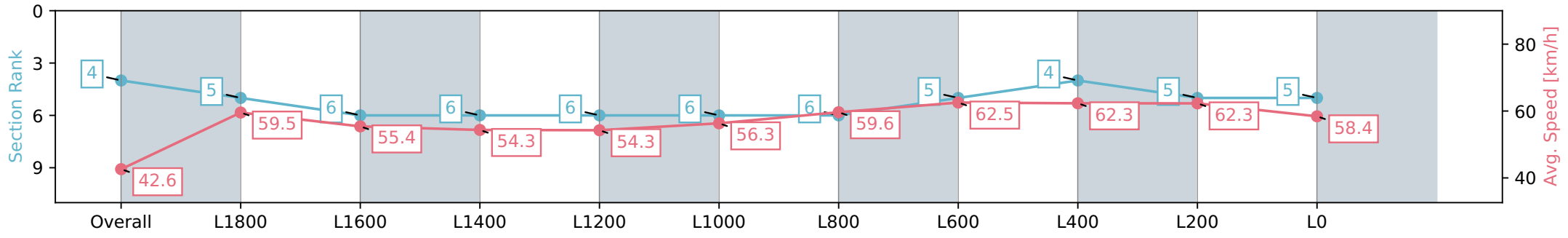
Race 1: STELLA ARTOIS 2100 - 2100m

20 March 2024 - 1:54PM



Track Rating: Good 4, Weather: Fine, Rail Position: +6m

Section	Overall	L1800	L1600	L1400	L1200	L1000	L800	L600	L400	L200	L0
Section Times	2:12.67 [4] (0:08.43)	2:04.24 [5] (0:12.21)	1:52.03 [6] (0:13.02)	1:39.01 [6] (0:13.30)	1:25.71 [6] (0:13.26)	1:12.45 [6] (0:12.82)	0:59.63 [6] (0:12.17)	0:47.46 [5] (0:11.80)	0:35.66 [4] (0:11.77)	0:23.89 [5] (0:11.52)	0:12.37 [5] (0:12.37)
Average Speed [km/h]	42.6	59.5	55.4	54.3	54.3	56.3	59.6	62.5	62.3	62.3	58.4
Top Speed [km/h]	58.0	61.5	57.2	55.0	54.8	57.6	62.4	63.0	63.4	64.4	60.8
Avg. Dist. to Rail [m]	7.8	2.1	0.5	1.0	0.7	0.8	1.4	4.0	5.5	7.5	6.2
Avg. Stride Freq. [Hz]	2.3	2.3	2.2	2.2	2.1	2.2	2.3	2.3	2.3	2.3	2.3
Avg. Stride Length [m]	5.6	7.2	7.0	6.9	7.1	7.2	7.4	7.5	7.5	7.4	7.1



- [ ] Ranking at each section and finish
- :-:- No data available at this section
- NA No data available

Horse/Jockey Name	RUM AND RUMOUR
Finish Rank	5
Fastest Section Time (Section)	0:08.50 (Overall)
Top Speed [km/h] (Section)	65.2 (L400)
Race State	Finished



Pukekohe Park NZ - Professional

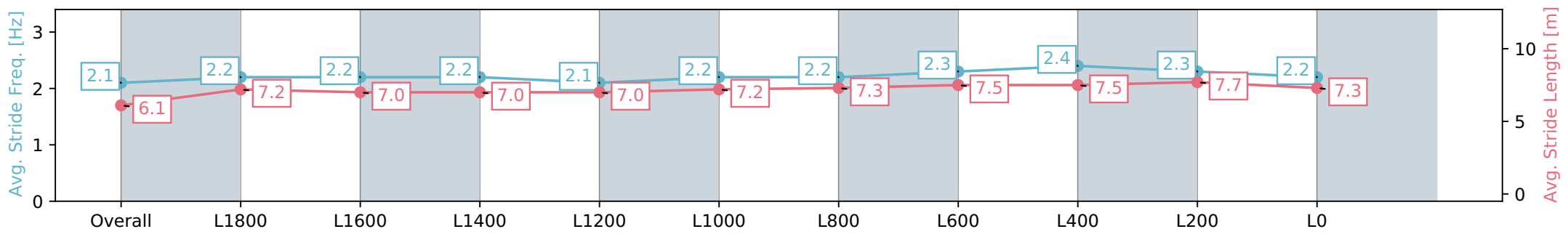
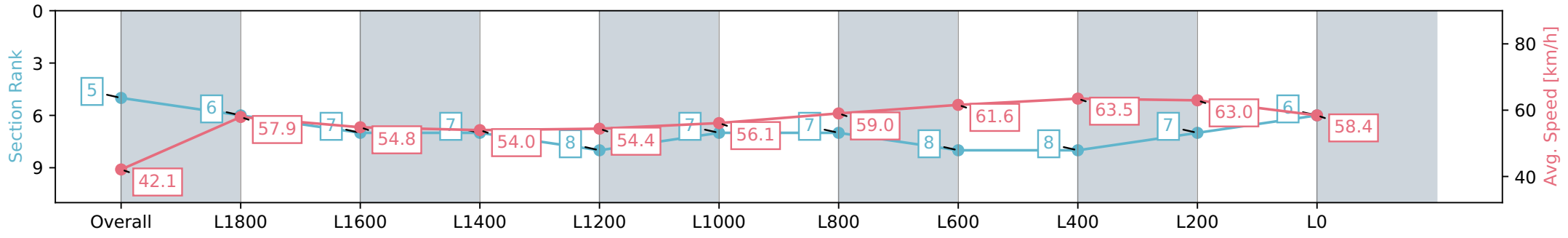
Race 1: STELLA ARTOIS 2100 - 2100m

20 March 2024 - 1:54PM



Track Rating: Good 4, Weather: Fine, Rail Position: +6m

Section	Overall	L1800	L1600	L1400	L1200	L1000	L800	L600	L400	L200	L0
Section Times	2:12.67 [5] (0:08.50)	2:04.17 [6] (0:12.44)	1:51.73 [7] (0:13.09)	1:38.64 [7] (0:13.34)	1:25.30 [8] (0:13.22)	1:12.08 [7] (0:12.86)	0:59.22 [7] (0:12.31)	0:46.91 [8] (0:11.78)	0:35.13 [8] (0:11.37)	0:23.76 [7] (0:11.46)	0:12.30 [6] (0:12.30)
Average Speed [km/h]	42.1	57.9	54.8	54.0	54.4	56.1	59.0	61.6	63.5	63.0	58.4
Top Speed [km/h]	56.5	58.6	56.6	54.5	55.9	58.1	61.1	63.5	65.1	65.2	60.2
Avg. Dist. to Rail [m]	4.0	1.0	0.6	0.4	1.0	1.5	1.7	1.1	1.7	2.6	1.8
Avg. Stride Freq. [Hz]	2.1	2.2	2.2	2.2	2.1	2.2	2.2	2.3	2.4	2.3	2.2
Avg. Stride Length [m]	6.1	7.2	7.0	7.0	7.0	7.2	7.3	7.5	7.5	7.7	7.3



- [ ] Ranking at each section and finish
- :-:- No data available at this section
- NA No data available

Horse/Jockey Name	SALVIN
Finish Rank	6
Fastest Section Time (Section)	0:08.51 (Overall)
Top Speed [km/h] (Section)	64.9 (L800)
Race State	Finished



Pukekohe Park NZ - Professional

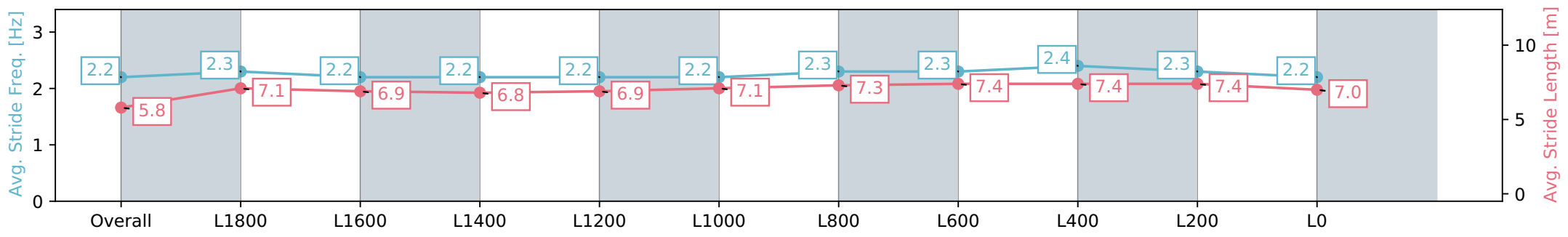
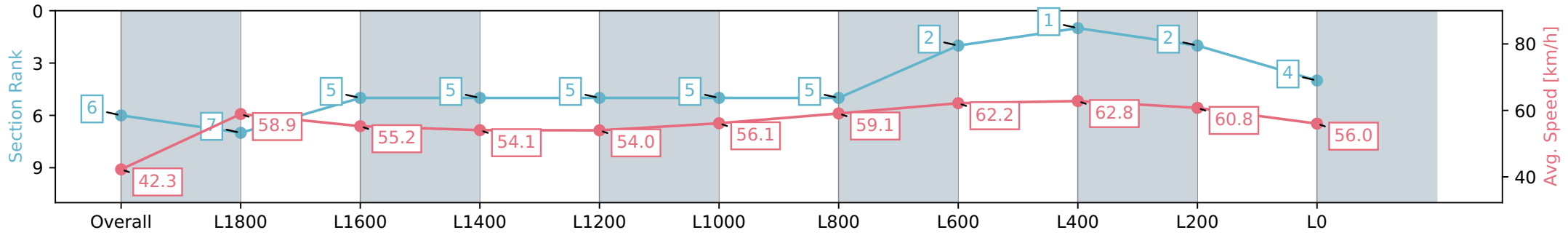
Race 1: STELLA ARTOIS 2100 - 2100m

20 March 2024 - 1:54PM



Track Rating: Good 4, Weather: Fine, Rail Position: +6m

Section	Overall	L1800	L1600	L1400	L1200	L1000	L800	L600	L400	L200	L0
Section Times	2:13.01 [6] (0:08.51)	2:04.50 [7] (0:12.10)	1:52.40 [5] (0:12.87)	1:39.53 [5] (0:13.34)	1:26.19 [5] (0:13.32)	1:12.87 [5] (0:12.83)	1:00.04 [5] (0:12.11)	0:47.93 [2] (0:11.65)	0:36.28 [1] (0:11.60)	0:24.68 [2] (0:11.85)	0:12.83 [4] (0:12.83)
Average Speed [km/h]	42.3	58.9	55.2	54.1	54.0	56.1	59.1	62.2	62.8	60.8	56.0
Top Speed [km/h]	58.3	60.8	57.0	54.7	54.7	57.6	62.1	64.9	64.6	62.6	57.9
Avg. Dist. to Rail [m]	0.4	2.3	1.9	0.6	0.2	0.3	0.8	0.9	3.4	4.2	3.9
Avg. Stride Freq. [Hz]	2.2	2.3	2.2	2.2	2.2	2.2	2.3	2.3	2.4	2.3	2.2
Avg. Stride Length [m]	5.8	7.1	6.9	6.8	6.9	7.1	7.3	7.4	7.4	7.4	7.0



- [ ] Ranking at each section and finish
- :-:- No data available at this section
- NA No data available



Horse/Jockey Name	JUSTICE
Finish Rank	7
Fastest Section Time (Section)	0:08.24 (Overall)
Top Speed [km/h] (Section)	62.7 (L600)
Race State	Finished



Pukekohe Park NZ - Professional

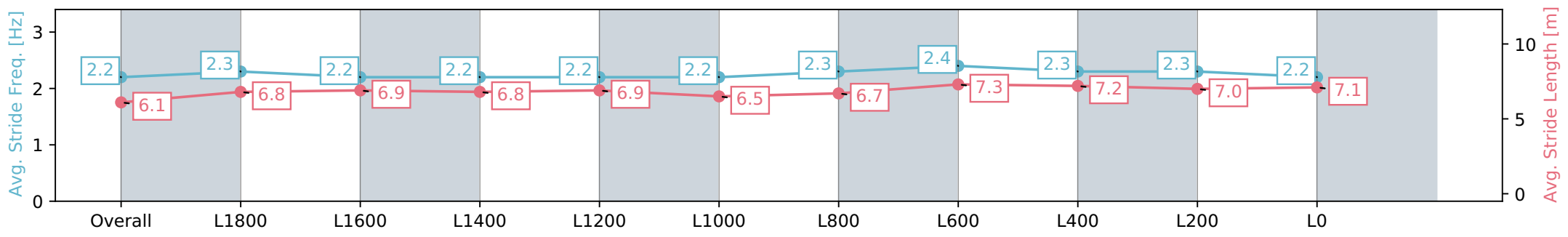
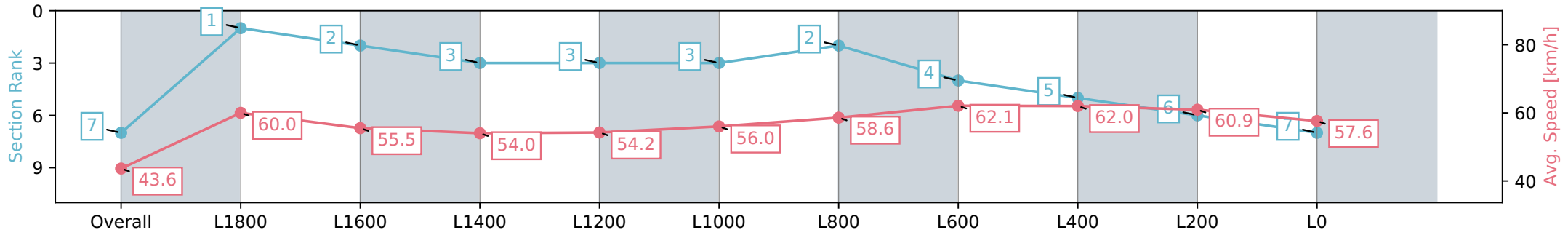
Race 1: STELLA ARTOIS 2100 - 2100m

20 March 2024 - 1:54PM



Track Rating: Good 4, Weather: Fine, Rail Position: +6m

Section	Overall	L1800	L1600	L1400	L1200	L1000	L800	L600	L400	L200	L0
Section Times	2:13.21 [7] (0:08.24)	2:04.97 [1] (0:12.02)	1:52.95 [2] (0:12.89)	1:40.06 [3] (0:13.31)	1:26.75 [3] (0:13.28)	1:13.47 [3] (0:12.86)	1:00.61 [2] (0:12.55)	0:48.06 [4] (0:12.01)	0:36.05 [5] (0:11.74)	0:24.31 [6] (0:11.78)	0:12.53 [7] (0:12.53)
Average Speed [km/h]	43.6	60.0	55.5	54.0	54.2	56.0	58.6	62.1	62.0	60.9	57.6
Top Speed [km/h]	60.5	61.3	58.2	54.8	54.8	56.9	61.3	62.4	62.7	62.0	58.9
Avg. Dist. to Rail [m]	5.1	0.9	0.9	0.2	0.4	1.6	3.9	5.8	2.9	3.5	1.0
Avg. Stride Freq. [Hz]	2.2	2.3	2.2	2.2	2.2	2.2	2.3	2.4	2.3	2.3	2.2
Avg. Stride Length [m]	6.1	6.8	6.9	6.8	6.9	6.5	6.7	7.3	7.2	7.0	7.1



- [ ] Ranking at each section and finish
- :-:- No data available at this section
- NA No data available

Horse/Jockey Name	POSITIVE POWER
Finish Rank	8
Fastest Section Time (Section)	0:08.33 (Overall)
Top Speed [km/h] (Section)	63.2 (L600)
Race State	Finished



Pukekohe Park NZ - Professional

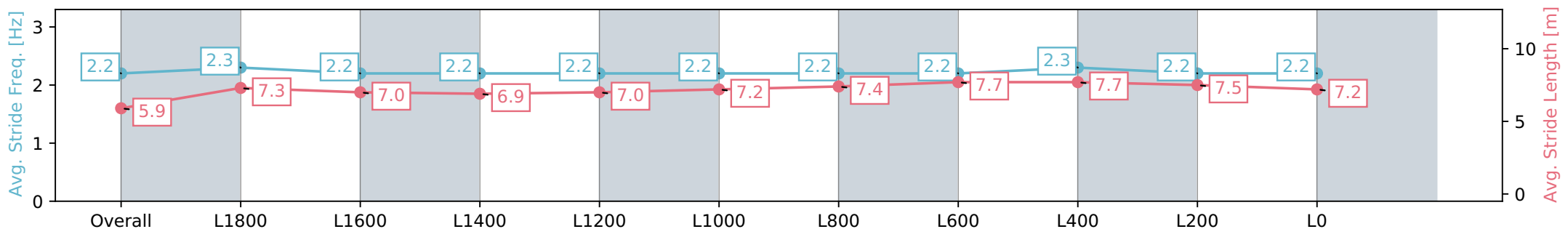
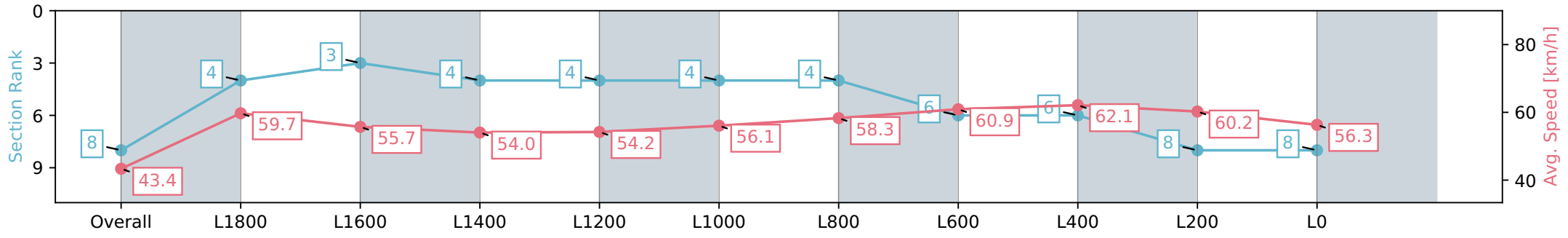
Race 1: STELLA ARTOIS 2100 - 2100m

20 March 2024 - 1:54PM



Track Rating: Good 4, Weather: Fine, Rail Position: +6m

Section	Overall	L1800	L1600	L1400	L1200	L1000	L800	L600	L400	L200	L0
Section Times	2:13.92 [8] (0:08.33)	2:05.59 [4] (0:11.98)	1:53.61 [3] (0:12.92)	1:40.69 [4] (0:13.37)	1:27.32 [4] (0:13.27)	1:14.05 [4] (0:12.87)	1:01.18 [4] (0:12.56)	0:48.61 [6] (0:12.13)	0:36.48 [6] (0:11.73)	0:24.75 [8] (0:11.98)	0:12.77 [8] (0:12.77)
Average Speed [km/h]	43.4	59.7	55.7	54.0	54.2	56.1	58.3	60.9	62.1	60.2	56.3
Top Speed [km/h]	61.1	61.9	57.6	54.6	54.9	56.7	60.0	61.9	63.2	62.1	57.9
Avg. Dist. to Rail [m]	4.8	0.8	0.8	1.4	1.0	1.1	3.0	4.7	4.0	4.2	1.9
Avg. Stride Freq. [Hz]	2.2	2.3	2.2	2.2	2.2	2.2	2.2	2.2	2.2	2.3	2.2
Avg. Stride Length [m]	5.9	7.3	7.0	6.9	7.0	7.2	7.4	7.7	7.7	7.5	7.2



- [ ] Ranking at each section and finish
- :-:- No data available at this section
- NA No data available