

Track Rating: Good 4, Weather: Fine, Rail Position: Out 5m From 1000m To 400m,
Remainder Out 3m

Section													Overall	L2000	L1800	L1600	L1400	L1200		
Field Times													2:11.56 (0:08.02)	2:03.54 (0:11.53)	1:52.02 (0:12.71)	1:39.30 (0:12.82)	1:26.48 (0:12.52)	1:13.95 (0:12.78)		
Position	#	Horse/Jockey	Barrier	Top Speed [km/h]	Fastest Section	First 400m											Distance Travelled From Winner [m]			
1	3	MAJOR MAJOR Craig Grylls	20	64.7 1800-1600	0:08.02 2000-1800	0:25.81	2:11.56 (0:08.02)	2:03.54 [1] (0:11.52)	1:52.02 [1] (0:12.71)	1:39.31 [1] (0:12.83)	1:26.48 [1] (0:12.52)	1:13.96 [1] (0:12.78)								
2	9	LET FLY Kelly Myers	3	63.2 200-0	0:08.28 2000-1800	0:26.93	2:11.77 (0:08.28)	2:03.48 [6] (0:12.09)	1:51.39 [5] (0:12.96)	1:38.43 [5] (0:12.66)	1:25.77 [5] (0:12.51)	1:13.26 [5] (0:12.68)				+0				
3	10	ALL SHOOK UP Per-Anders Graberg	7	63.9 200-0	0:08.46 2000-1800	0:27.70	2:11.90 (0:08.46)	2:03.44 [9] (0:12.43)	1:51.01 [10] (0:13.36)	1:37.65 [10] (0:12.87)	1:24.78 [10] (0:12.59)	1:12.19 [10] (0:12.62)				+10				
4	5	AMBERITE Matthew Cameron	1	62.4 200-0	0:08.50 2000-1800	0:27.51	2:12.01 (0:08.50)	2:03.51 [10] (0:12.28)	1:51.23 [8] (0:13.17)	1:38.06 [8] (0:12.75)	1:25.31 [8] (0:12.64)	1:12.67 [8] (0:12.57)				-1				
5	14	SAVACAT Ryan Elliot	18	64.3 200-0	0:08.28 2000-1800	0:27.27	2:12.05 (0:08.28)	2:03.76 [5] (0:12.25)	1:51.51 [6] (0:13.31)	1:38.20 [7] (0:12.71)	1:25.49 [7] (0:12.69)	1:12.80 [7] (0:12.73)				+9				
6	16	ENDEAN AFFAIR Vincent Colgan	10	64.0 200-0	0:08.31 2000-1800	0:27.48	2:12.07 (0:08.31)	2:03.76 [7] (0:12.55)	1:51.21 [9] (0:13.16)	1:38.05 [9] (0:12.84)	1:25.21 [9] (0:12.60)	1:12.61 [9] (0:12.73)				+10				
7	6	DESERT MYSTIC Masahiro Hashizume	5	61.8 200-0	0:08.19 2000-1800	0:26.79	2:12.10 (0:08.19)	2:03.91 [3] (0:12.05)	1:51.86 [4] (0:12.91)	1:38.95 [4] (0:12.69)	1:26.26 [4] (0:12.44)	1:13.82 [4] (0:12.70)				+6				
8	1	ESPRESSO TO GO Ngakau Hailey	11	62.6 400-200	0:08.04 2000-1800	0:26.41	2:12.11 (0:08.04)	2:04.07 [2] (0:11.96)	1:52.11 [3] (0:12.86)	1:39.25 [3] (0:12.73)	1:26.52 [3] (0:12.37)	1:14.15 [3] (0:12.71)				+6				
9	8	WITHALLMYHEART Warren Kennedy	17	64.1 400-200	0:08.96 2000-1800	0:28.56	2:12.16 (0:08.96)	2:03.20 [13] (0:12.76)	1:50.44 [14] (0:13.47)	1:36.97 [14] (0:12.56)	1:24.40 [14] (0:12.52)	1:11.88 [13] (0:12.52)				+13				
10	2	HAMMER TIME Jonathan Riddell	4	62.9 200-0	0:08.57 2000-1800	0:27.17	2:12.32 (0:08.57)	2:03.74 [11] (0:12.04)	1:51.70 [7] (0:13.04)	1:38.66 [6] (0:12.78)	1:25.88 [6] (0:12.51)	1:13.37 [6] (0:12.40)				+7				

Scratched: Choose 'Em Big (#4), Hoard The Bourbon (#17), Hiwa (#18), Ember Attack (#19), Windsor Castle (#20), You Know (#21)

Track Rating: Good 4, Weather: Fine, Rail Position: Out 5m From 1000m To 400m,
Remainder Out 3m

Section Field Times		Overall	L2000	L1800	L1600	L1400	L1200							
		2:11.56 (0:08.02)	2:03.54 (0:11.53)	1:52.02 (0:12.71)	1:39.30 (0:12.82)	1:26.48 (0:12.52)	1:13.95 (0:12.78)							
Position	#	Horse/Jockey	Barrier	Top Speed [km/h]	Fastest Section	First 400m								Distance Travelled From Winner [m]
11	11	SELVA VERDE James Doyle	14	63.6 1800-1600	0:08.20 2000-1800	0:26.30	2:12.49 (0:08.20)	2:04.29 [4] (0:11.71)	1:52.58 [2] (0:12.78)	1:39.80 [2] (0:12.72)	1:27.08 [2] (0:12.39)	1:14.69 [2] (0:12.66)		+6
12	13	MISCHIEF MANAGED Sam Weatherley	9	63.6 200-0	0:08.88 2000-1800	0:28.32	2:12.68 (0:08.88)	2:03.80 [12] (0:12.63)	1:51.17 [13] (0:13.39)	1:37.78 [12] (0:12.53)	1:25.25 [12] (0:12.55)	1:12.70 [12] (0:12.60)		+7
13	12	TOKO ONO Samantha Spratt	16	63.1 200-0	0:08.42 2000-1800	0:27.94	2:12.70 (0:08.42)	2:04.28 [8] (0:12.62)	1:51.66 [11] (0:13.55)	1:38.11 [11] (0:12.75)	1:25.36 [11] (0:12.55)	1:12.81 [11] (0:12.52)		+3
14	15	ANNETARZ Tegan Newman	2	62.6 600-400	0:09.07 2000-1800	0:28.35	2:13.68 (0:09.07)	2:04.61 [14] (0:12.38)	1:52.23 [12] (0:13.56)	1:38.66 [13] (0:12.73)	1:25.93 [13] (0:12.61)	1:13.32 [14] (0:12.47)		-1
15	7	GOD OF EROS Kazuya Asano	12	62.8 600-400	0:09.18 2000-1800	0:28.75	2:14.06 (0:09.18)	2:04.88 [15] (0:12.65)	1:52.23 [15] (0:13.60)	1:38.63 [15] (0:12.75)	1:25.88 [15] (0:12.54)	1:13.34 [15] (0:12.66)		+5

Scratched: Choose 'Em Big (#4), Hoard The Bourbon (#17), Hiwa (#18), Ember Attack (#19), Windsor Castle (#20), You Know (#21)

Track Rating: Good 4, Weather: Fine, Rail Position: Out 5m From 1000m To 400m,
Remainder Out 3m

Section Field Times														
		L1000	L800	L600	L400	L200								
		1:01.18 (0:12.53)	0:48.65 (0:12.13)	0:36.52 (0:12.03)	0:24.50 (0:11.93)	0:12.57 (0:12.57)								
Position	#	Horse/Jockey	Barrier	Top Speed [km/h]	Fastest Section	First 400m						Margin	Distance Travelled From Winner [m]	
1	3	MAJOR MAJOR Craig Grylls	20	64.7 1800-1600	0:08.02 2000-1800	0:25.81	1:01.18 [1] (0:12.52)	0:48.66 [1] (0:12.13)	0:36.53 [1] (0:12.03)	0:24.50 [1] (0:11.93)	0:12.57 [1] (0:12.56)	2:11.56	2:11.56	
2	9	LET FLY Kelly Myers	3	63.2 200-0	0:08.28 2000-1800	0:26.93	1:00.58 [5] (0:12.39)	0:48.19 [6] (0:12.16)	0:36.03 [5] (0:12.03)	0:24.00 [5] (0:11.60)	0:12.40 [2] (0:12.40)	1.3L	1.3L	
3	10	ALL SHOOK UP Per-Anders Graberg	7	63.9 200-0	0:08.46 2000-1800	0:27.70	0:59.57 [10] (0:12.01)	0:47.56 [10] (0:11.74)	0:35.82 [8] (0:11.96)	0:23.86 [7] (0:11.47)	0:12.39 [4] (0:12.39)	2.0L	2.0L	
4	5	AMBERITE Matthew Cameron	1	62.4 200-0	0:08.50 2000-1800	0:27.51	1:00.09 [7] (0:12.22)	0:47.87 [8] (0:11.93)	0:35.94 [7] (0:12.01)	0:23.93 [8] (0:11.64)	0:12.29 [9] (0:12.28)	2.5L	2.5L	
5	14	SAVACAT Ryan Elliot	18	64.3 200-0	0:08.28 2000-1800	0:27.27	1:00.07 [8] (0:12.13)	0:47.94 [7] (0:12.18)	0:35.76 [9] (0:12.08)	0:23.68 [11] (0:11.47)	0:12.21 [11] (0:12.21)	2.8L	2.8L	
6	16	ENDEAN AFFAIR Vincent Colgan	10	64.0 200-0	0:08.31 2000-1800	0:27.48	0:59.88 [9] (0:12.14)	0:47.74 [9] (0:12.00)	0:35.74 [10] (0:11.86)	0:23.88 [10] (0:11.52)	0:12.36 [7] (0:12.36)	3.0L	3.0L	
7	6	DESERT MYSTIC Masahiro Hashizume	5	61.8 200-0	0:08.19 2000-1800	0:26.79	1:01.12 [4] (0:12.40)	0:48.72 [4] (0:12.15)	0:36.57 [3] (0:12.19)	0:24.38 [4] (0:11.82)	0:12.56 [5] (0:12.56)	3.0L	3.0L	
8	1	ESPRESSO TO GO Ngakau Hailey	11	62.6 400-200	0:08.04 2000-1800	0:26.41	1:01.44 [3] (0:12.63)	0:48.81 [3] (0:12.30)	0:36.51 [4] (0:11.97)	0:24.54 [3] (0:11.84)	0:12.70 [3] (0:12.70)	3.3L	3.3L	
9	8	WITHALLMYHEART Warren Kennedy	17	64.1 400-200	0:08.96 2000-1800	0:28.56	0:59.36 [13] (0:12.03)	0:47.33 [13] (0:11.59)	0:35.74 [11] (0:11.76)	0:23.98 [9] (0:11.54)	0:12.44 [10] (0:12.44)	3.3L	3.3L	
10	2	HAMMER TIME Jonathan Riddell	4	62.9 200-0	0:08.57 2000-1800	0:27.17	1:00.97 [6] (0:12.19)	0:48.78 [5] (0:12.20)	0:36.58 [6] (0:12.27)	0:24.31 [6] (0:11.70)	0:12.61 [8] (0:12.61)	4.3L	4.3L	

Scratched: Choose 'Em Big (#4), Hoard The Bourbon (#17), Hiwa (#18), Ember Attack (#19), Windsor Castle (#20), You Know (#21)

Track Rating: Good 4, Weather: Fine, Rail Position: Out 5m From 1000m To 400m,
Remainder Out 3m

Section		Field Times											
		L1000	L800	L600	L400	L200							
		0:01.18 (0:12.53)	0:48.65 (0:12.13)	0:36.52 (0:12.03)	0:24.50 (0:11.93)	0:12.57 (0:12.57)							
Position	#	Horse/Jockey	Barrier	Top Speed [km/h]	Fastest Section	First 400m						Margin	Distance Travelled From Winner [m]
11	11	SELVA VERDE	14	63.6	0:08.20	0:26.30	1:02.03 [2]	0:49.48 [2]	0:37.28 [2]	0:24.98 [2]	0:12.92 [6]	5.3L	5.3L
		James Doyle		1800-1600	2000-1800		(0:12.55)	(0:12.20)	(0:12.30)	(0:12.06)	(0:12.92)		
12	13	MISCHIEF MANAGED	9	63.6	0:08.88	0:28.32	1:00.10 [12]	0:48.00 [12]	0:36.13 [13]	0:24.20 [12]	0:12.55 [12]	6.3L	6.3L
		Sam Weatherley		200-0	2000-1800		(0:12.10)	(0:11.87)	(0:11.93)	(0:11.65)	(0:12.55)		
13	12	TOKO ONO	16	63.1	0:08.42	0:27.94	1:00.29 [11]	0:48.20 [11]	0:36.17 [12]	0:24.19 [13]	0:12.45 [13]	6.3L	6.3L
		Samantha Spratt		200-0	2000-1800		(0:12.09)	(0:12.03)	(0:11.98)	(0:11.74)	(0:12.45)		
14	15	ANNETARZ	2	62.6	0:09.07	0:28.35	1:00.85 [14]	0:48.69 [14]	0:36.90 [14]	0:24.94 [14]	0:13.05 [14]	11.7L	11.7L
		Tegan Newman		600-400	2000-1800		(0:12.16)	(0:11.79)	(0:11.96)	(0:11.89)	(0:13.05)		
15	7	GOD OF EROS	12	62.8	0:09.18	0:28.75	1:00.68 [15]	0:48.51 [15]	0:36.77 [15]	0:24.79 [15]	0:12.88 [15]	13.9L	13.9L
		Kazuya Asano		600-400	2000-1800		(0:12.17)	(0:11.74)	(0:11.98)	(0:11.91)	(0:12.88)		

Scratched: Choose 'Em Big (#4), Hoard The Bourbon (#17), Hiwa (#18), Ember Attack (#19), Windsor Castle (#20), You Know (#21)

Horse/Jockey Name	MAJOR MAJOR
Finish Rank	1
Fastest Section Time (Section)	0:08.02 (Overall)
Top Speed [km/h] (Section)	64.7 (L2000)
Race State	Finished

AUCKLAND
THOROUGHBRED
SINCE RACING 1874

Ellerslie NZ - Professional

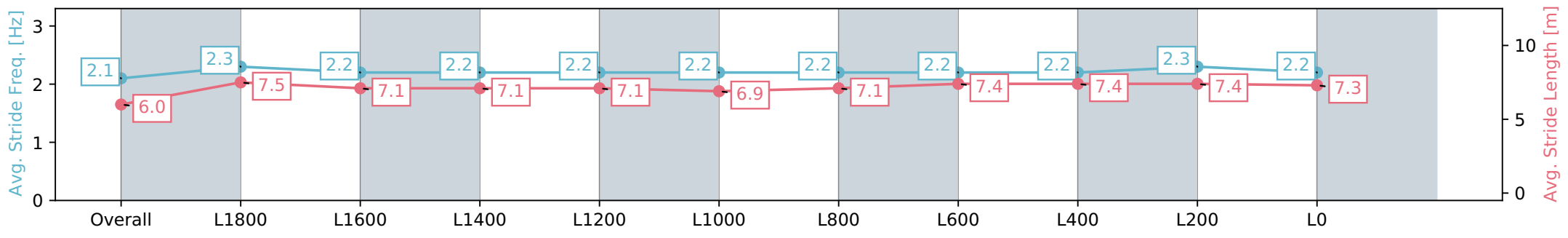
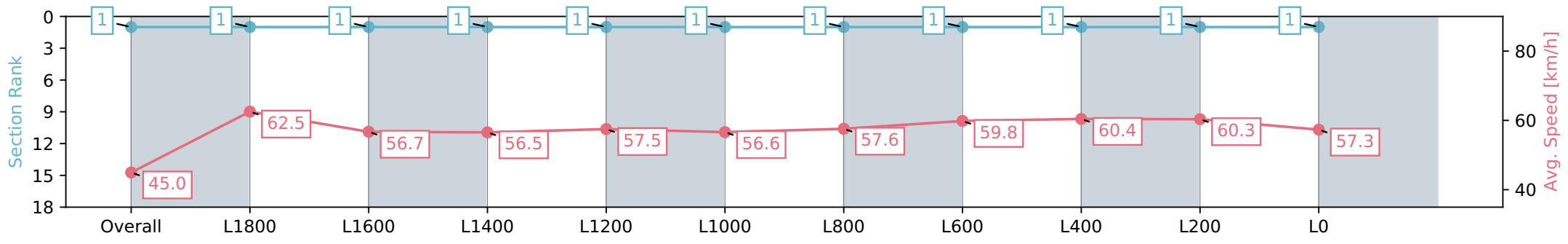
Race 10: SKYCITY HORIZON 2100 - 2100m

09 March 2024 - 6:24PM

ELLERSLIE

Track Rating: Good 4, Weather: Fine, Rail Position: Out 5m From 1000m To 400m, Remainder Out 3m

Section	Overall	L1800	L1600	L1400	L1200	L1000	L800	L600	L400	L200	L0
Section Times	2:11.56 [1] (0:08.02)	2:03.54 [1] (0:11.52)	1:52.02 [1] (0:12.71)	1:39.31 [1] (0:12.83)	1:26.48 [1] (0:12.52)	1:13.96 [1] (0:12.78)	1:01.18 [1] (0:12.52)	0:48.66 [1] (0:12.13)	0:36.53 [1] (0:12.03)	0:24.50 [1] (0:11.93)	0:12.57 [1] (0:12.56)
Average Speed [km/h]	45.0	62.5	56.7	56.5	57.5	56.6	57.6	59.8	60.4	60.3	57.3
Top Speed [km/h]	60.4	64.7	59.1	57.8	58.9	57.9	59.2	60.5	61.3	61.5	59.2
Avg. Dist. to Rail [m]	13.8	4.4	0.8	1.2	0.5	1.5	0.9	1.4	1.7	0.8	0.5
Avg. Stride Freq. [Hz]	2.1	2.3	2.2	2.2	2.2	2.2	2.2	2.2	2.2	2.3	2.2
Avg. Stride Length [m]	6.0	7.5	7.1	7.1	7.1	6.9	7.1	7.4	7.4	7.4	7.3



- [] Ranking at each section and finish
- :-:- No data available at this section
- NA No data available

Horse/Jockey Name	LET FLY
Finish Rank	2
Fastest Section Time (Section)	0:08.28 (Overall)
Top Speed [km/h] (Section)	63.2 (L400)
Race State	Finished



Ellerslie NZ - Professional

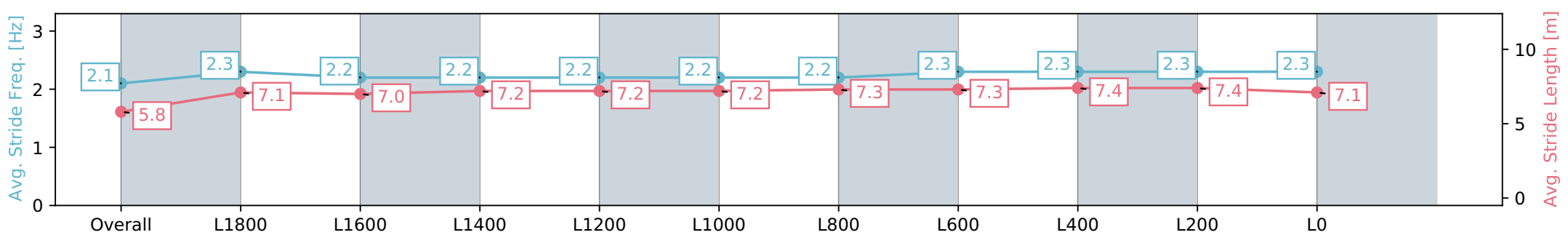
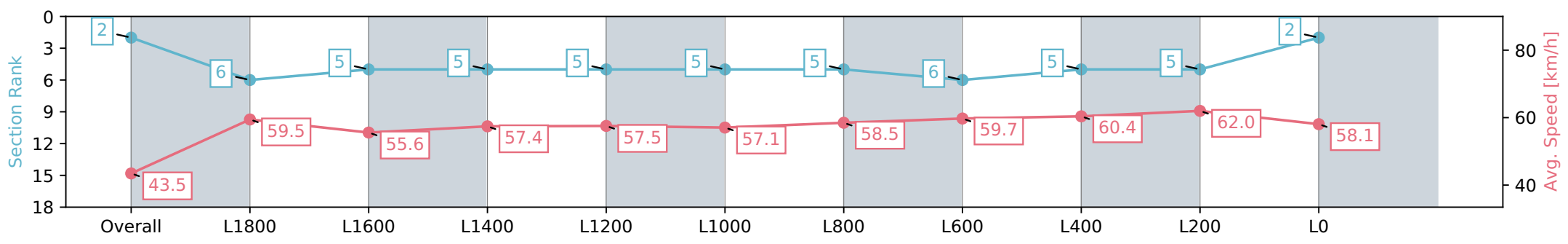
Race 10: SKYCITY HORIZON 2100 - 2100m

09 March 2024 - 6:24PM



Track Rating: Good 4, Weather: Fine, Rail Position: Out 5m From 1000m To 400m, Remainder Out 3m

Section	Overall	L1800	L1600	L1400	L1200	L1000	L800	L600	L400	L200	L0
Section Times	2:11.77 [2] (0:08.28)	2:03.48 [6] (0:12.09)	1:51.39 [5] (0:12.96)	1:38.43 [5] (0:12.66)	1:25.77 [5] (0:12.51)	1:13.26 [5] (0:12.68)	1:00.58 [5] (0:12.39)	0:48.19 [6] (0:12.16)	0:36.03 [5] (0:12.03)	0:24.00 [5] (0:11.60)	0:12.40 [2] (0:12.40)
Average Speed [km/h]	43.5	59.5	55.6	57.4	57.5	57.1	58.5	59.7	60.4	62.0	58.1
Top Speed [km/h]	58.1	61.2	57.2	59.1	58.7	58.6	60.7	61.7	61.7	63.2	60.8
Avg. Dist. to Rail [m]	2.6	0.9	1.0	1.6	0.9	1.8	1.4	2.1	1.4	0.4	1.7
Avg. Stride Freq. [Hz]	2.1	2.3	2.2	2.2	2.2	2.2	2.2	2.3	2.3	2.3	2.3
Avg. Stride Length [m]	5.8	7.1	7.0	7.2	7.2	7.2	7.3	7.3	7.4	7.4	7.1



- [] Ranking at each section and finish
- :-:- No data available at this section
- NA No data available

Horse/Jockey Name	ALL SHOOK UP
Finish Rank	3
Fastest Section Time (Section)	0:08.46 (Overall)
Top Speed [km/h] (Section)	63.9 (L400)
Race State	Finished



Ellerslie NZ - Professional

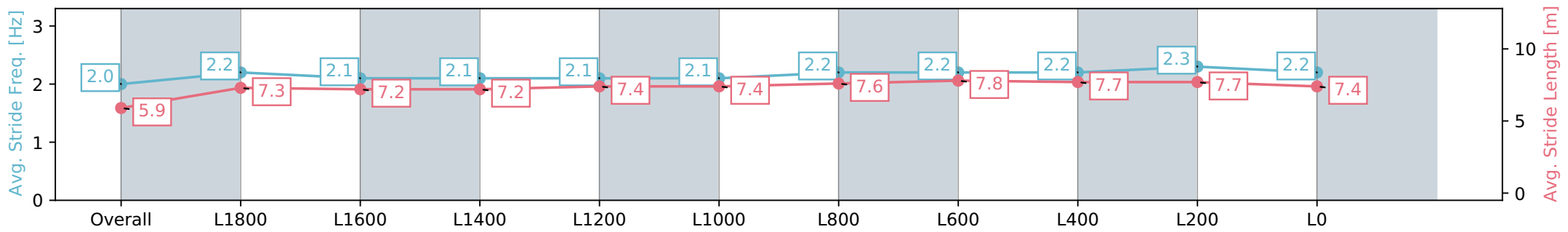
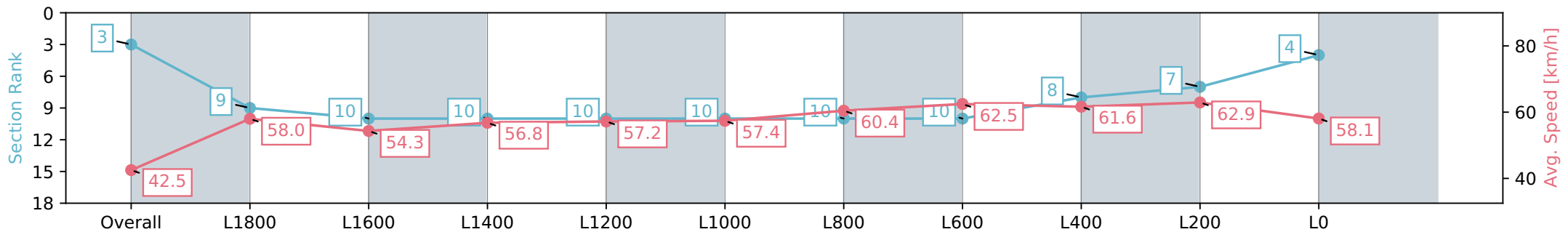
Race 10: SKYCITY HORIZON 2100 - 2100m

09 March 2024 - 6:24PM



Track Rating: Good 4, Weather: Fine, Rail Position: Out 5m From 1000m To 400m, Remainder Out 3m

Section	Overall	L1800	L1600	L1400	L1200	L1000	L800	L600	L400	L200	L0
Section Times	2:11.90 [3] (0:08.46)	2:03.44 [9] (0:12.43)	1:51.01 [10] (0:13.36)	1:37.65 [10] (0:12.87)	1:24.78 [10] (0:12.59)	1:12.19 [10] (0:12.62)	0:59.57 [10] (0:12.01)	0:47.56 [10] (0:11.74)	0:35.82 [8] (0:11.96)	0:23.86 [7] (0:11.47)	0:12.39 [4] (0:12.39)
Average Speed [km/h]	42.5	58.0	54.3	56.8	57.2	57.4	60.4	62.5	61.6	62.9	58.1
Top Speed [km/h]	57.6	59.8	57.4	58.0	58.2	58.0	62.2	63.3	62.7	63.9	60.9
Avg. Dist. to Rail [m]	5.8	0.8	1.3	2.7	1.4	2.2	2.1	3.8	4.1	4.3	4.0
Avg. Stride Freq. [Hz]	2.0	2.2	2.1	2.1	2.1	2.1	2.1	2.2	2.2	2.2	2.2
Avg. Stride Length [m]	5.9	7.3	7.2	7.2	7.4	7.4	7.6	7.8	7.7	7.7	7.4



- [] Ranking at each section and finish
- :-:- No data available at this section
- NA No data available

Horse/Jockey Name	AMBERITE
Finish Rank	4
Fastest Section Time (Section)	0:08.50 (Overall)
Top Speed [km/h] (Section)	62.4 (L400)
Race State	Finished



Ellerslie NZ - Professional

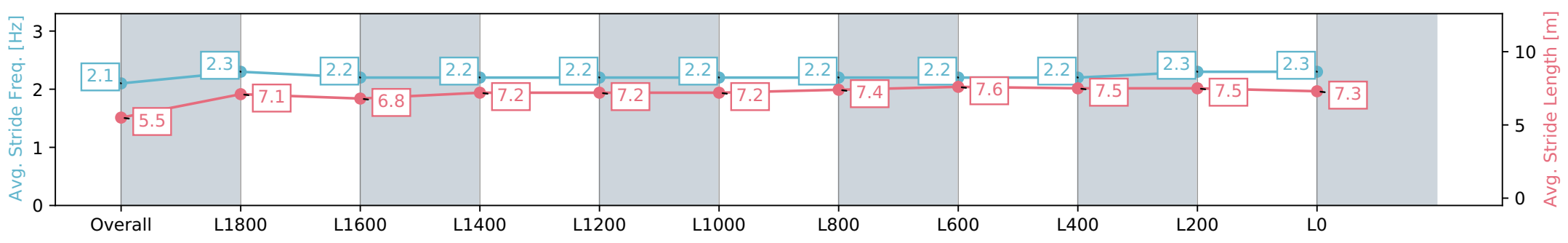
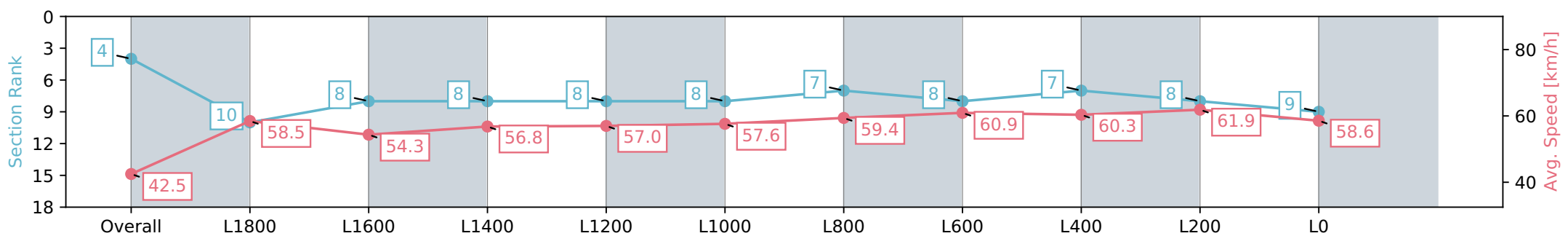
Race 10: SKYCITY HORIZON 2100 - 2100m

09 March 2024 - 6:24PM



Track Rating: Good 4, Weather: Fine, Rail Position: Out 5m From 1000m To 400m, Remainder Out 3m

Section	Overall	L1800	L1600	L1400	L1200	L1000	L800	L600	L400	L200	L0
Section Times	2:12.01 [4] (0:08.50)	2:03.51 [10] (0:12.28)	1:51.23 [8] (0:13.17)	1:38.06 [8] (0:12.75)	1:25.31 [8] (0:12.64)	1:12.67 [8] (0:12.57)	1:00.09 [7] (0:12.22)	0:47.87 [8] (0:11.93)	0:35.94 [7] (0:12.01)	0:23.93 [8] (0:11.64)	0:12.29 [9] (0:12.28)
Average Speed [km/h]	42.5	58.5	54.3	56.8	57.0	57.6	59.4	60.9	60.3	61.9	58.6
Top Speed [km/h]	57.9	60.3	56.8	58.2	57.6	58.0	60.4	61.7	61.5	62.4	61.1
Avg. Dist. to Rail [m]	1.0	2.1	1.2	1.3	0.8	2.2	2.2	2.1	1.3	0.3	1.1
Avg. Stride Freq. [Hz]	2.1	2.3	2.2	2.2	2.2	2.2	2.2	2.2	2.2	2.3	2.3
Avg. Stride Length [m]	5.5	7.1	6.8	7.2	7.2	7.2	7.4	7.6	7.5	7.5	7.3



- [] Ranking at each section and finish
- :-:- No data available at this section
- NA No data available

Horse/Jockey Name	SAVACAT
Finish Rank	5
Fastest Section Time (Section)	0:08.28 (Overall)
Top Speed [km/h] (Section)	64.3 (L400)
Race State	Finished



Ellerslie NZ - Professional

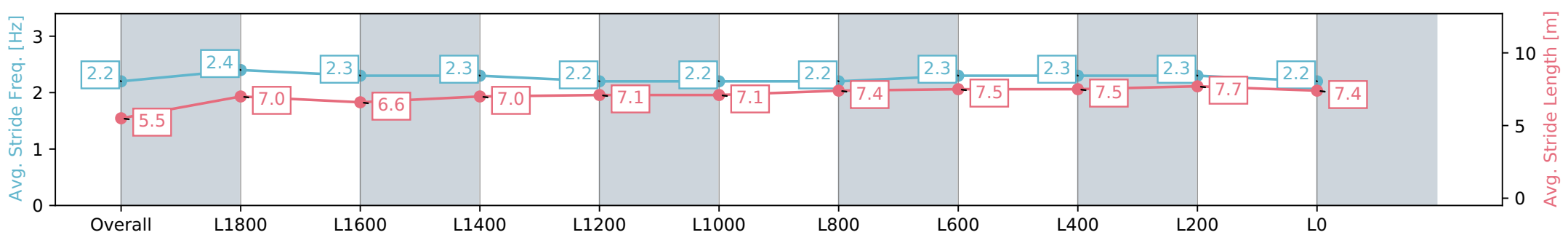
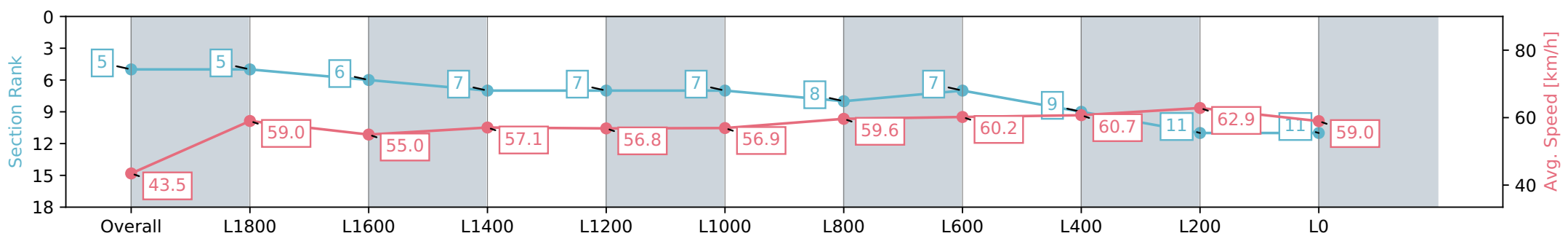
Race 10: SKYCITY HORIZON 2100 - 2100m

09 March 2024 - 6:24PM



Track Rating: Good 4, Weather: Fine, Rail Position: Out 5m From 1000m To 400m, Remainder Out 3m

Section	Overall	L1800	L1600	L1400	L1200	L1000	L800	L600	L400	L200	L0
Section Times	2:12.05 [5] (0:08.28)	2:03.76 [5] (0:12.25)	1:51.51 [6] (0:13.31)	1:38.20 [7] (0:12.71)	1:25.49 [7] (0:12.69)	1:12.80 [7] (0:12.73)	1:00.07 [8] (0:12.13)	0:47.94 [7] (0:12.18)	0:35.76 [9] (0:12.08)	0:23.68 [11] (0:11.47)	0:12.21 [11] (0:12.21)
Average Speed [km/h]	43.5	59.0	55.0	57.1	56.8	56.9	59.6	60.2	60.7	62.9	59.0
Top Speed [km/h]	59.2	60.6	57.9	58.2	57.4	57.9	60.9	61.1	62.2	64.3	61.2
Avg. Dist. to Rail [m]	12.2	2.4	2.5	1.2	1.1	2.2	1.6	3.7	3.3	1.3	0.8
Avg. Stride Freq. [Hz]	2.2	2.4	2.3	2.3	2.2	2.2	2.2	2.2	2.3	2.3	2.2
Avg. Stride Length [m]	5.5	7.0	6.6	7.0	7.1	7.1	7.4	7.5	7.5	7.7	7.4



- [] Ranking at each section and finish
- :-:- No data available at this section
- NA No data available

Horse/Jockey Name	ENDEAN AFFAIR
Finish Rank	6
Fastest Section Time (Section)	0:08.31 (Overall)
Top Speed [km/h] (Section)	64.0 (L400)
Race State	Finished



Ellerslie NZ - Professional

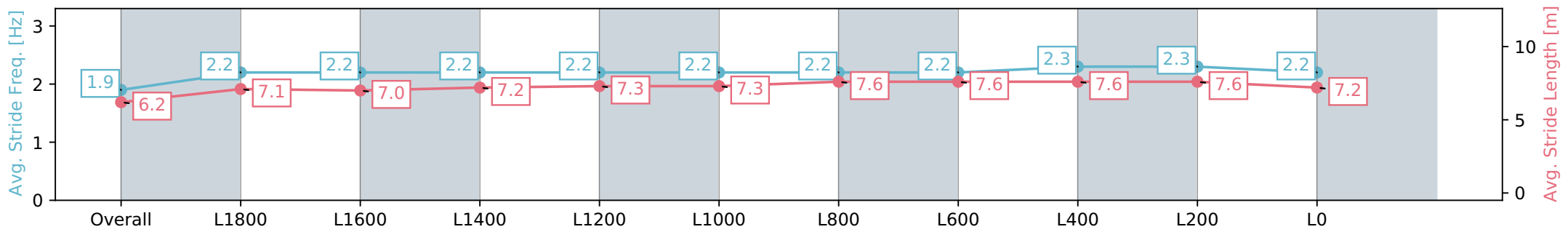
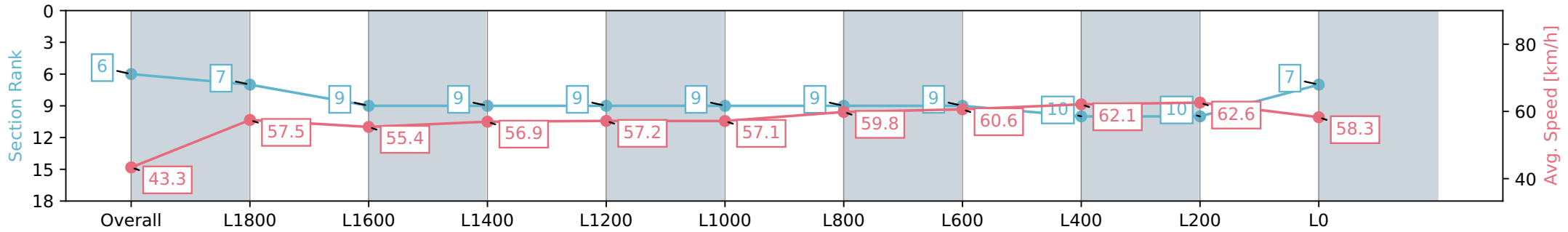
Race 10: SKYCITY HORIZON 2100 - 2100m

09 March 2024 - 6:24PM



Track Rating: Good 4, Weather: Fine, Rail Position: Out 5m From 1000m To 400m, Remainder Out 3m

Section	Overall	L1800	L1600	L1400	L1200	L1000	L800	L600	L400	L200	L0
Section Times	2:12.07 [6] (0:08.31)	2:03.76 [7] (0:12.55)	1:51.21 [9] (0:13.16)	1:38.05 [9] (0:12.84)	1:25.21 [9] (0:12.60)	1:12.61 [9] (0:12.73)	0:59.88 [9] (0:12.14)	0:47.74 [9] (0:12.00)	0:35.74 [10] (0:11.86)	0:23.88 [10] (0:11.52)	0:12.36 [7] (0:12.36)
Average Speed [km/h]	43.3	57.5	55.4	56.9	57.2	57.1	59.8	60.6	62.1	62.6	58.3
Top Speed [km/h]	55.4	60.0	57.2	58.3	58.4	58.4	60.7	61.7	63.0	64.0	61.5
Avg. Dist. to Rail [m]	6.7	1.3	1.8	2.9	2.0	3.1	2.5	2.6	3.6	6.2	6.2
Avg. Stride Freq. [Hz]	1.9	2.2	2.2	2.2	2.2	2.2	2.2	2.2	2.2	2.3	2.2
Avg. Stride Length [m]	6.2	7.1	7.0	7.2	7.3	7.3	7.6	7.6	7.6	7.6	7.2



- [] Ranking at each section and finish
- :-:- No data available at this section
- NA No data available

Horse/Jockey Name	DESERT MYSTIC
Finish Rank	7
Fastest Section Time (Section)	0:08.19 (Overall)
Top Speed [km/h] (Section)	61.8 (L400)
Race State	Finished



Ellerslie NZ - Professional

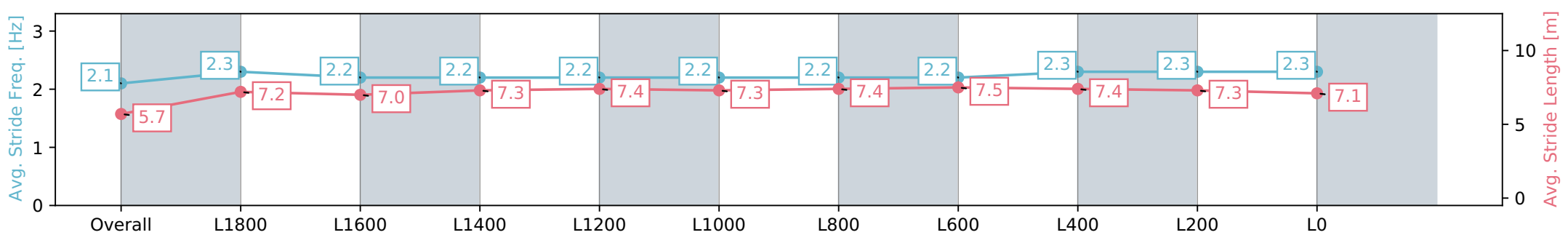
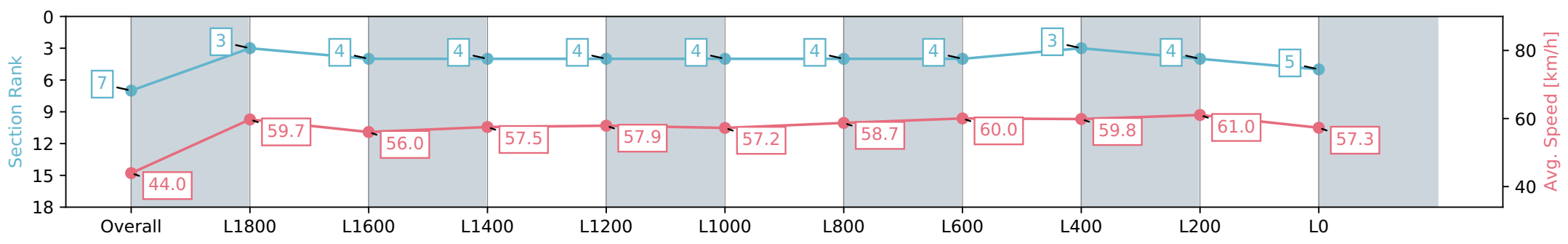
Race 10: SKYCITY HORIZON 2100 - 2100m

09 March 2024 - 6:24PM



Track Rating: Good 4, Weather: Fine, Rail Position: Out 5m From 1000m To 400m, Remainder Out 3m

Section	Overall	L1800	L1600	L1400	L1200	L1000	L800	L600	L400	L200	L0
Section Times	2:12.10 [7] (0:08.19)	2:03.91 [3] (0:12.05)	1:51.86 [4] (0:12.91)	1:38.95 [4] (0:12.69)	1:26.26 [4] (0:12.44)	1:13.82 [4] (0:12.70)	1:01.12 [4] (0:12.40)	0:48.72 [4] (0:12.15)	0:36.57 [3] (0:12.19)	0:24.38 [4] (0:11.82)	0:12.56 [5] (0:12.56)
Average Speed [km/h]	44.0	59.7	56.0	57.5	57.9	57.2	58.7	60.0	59.8	61.0	57.3
Top Speed [km/h]	59.9	60.9	58.1	58.8	58.8	58.1	60.4	60.5	60.8	61.8	60.1
Avg. Dist. to Rail [m]	3.9	0.6	1.2	2.6	2.2	3.3	3.0	2.7	2.3	3.3	2.5
Avg. Stride Freq. [Hz]	2.1	2.3	2.2	2.2	2.2	2.2	2.2	2.2	2.2	2.3	2.3
Avg. Stride Length [m]	5.7	7.2	7.0	7.3	7.4	7.3	7.4	7.5	7.4	7.3	7.1



- [] Ranking at each section and finish
- :-:- No data available at this section
- NA No data available

Horse/Jockey Name	ESPRESSO TO GO
Finish Rank	8
Fastest Section Time (Section)	0:08.04 (Overall)
Top Speed [km/h] (Section)	62.6 (L600)
Race State	Finished



Ellerslie NZ - Professional

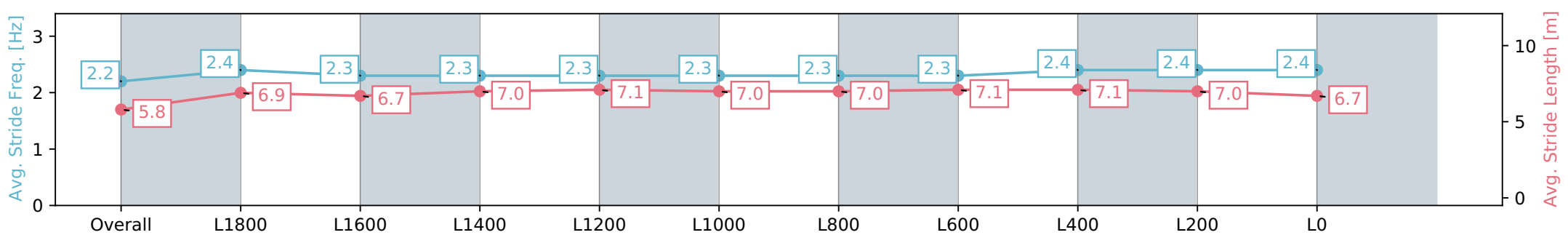
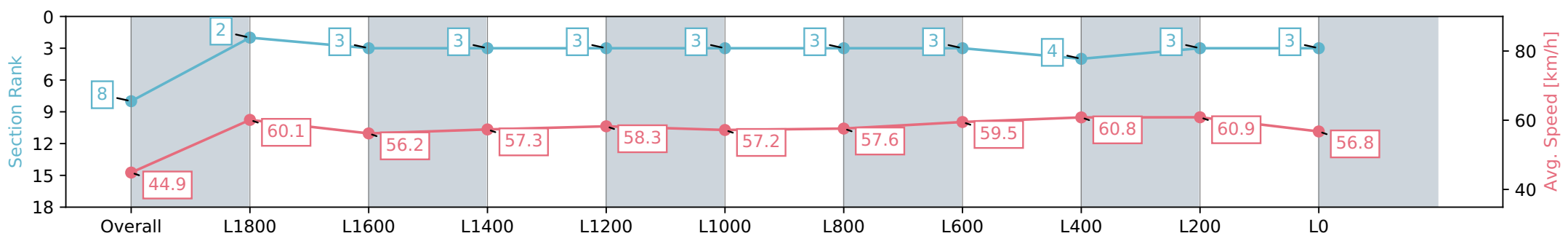
Race 10: SKYCITY HORIZON 2100 - 2100m

09 March 2024 - 6:24PM



Track Rating: Good 4, Weather: Fine, Rail Position: Out 5m From 1000m To 400m, Remainder Out 3m

Section	Overall	L1800	L1600	L1400	L1200	L1000	L800	L600	L400	L200	L0
Section Times	2:12.11 [8] (0:08.04)	2:04.07 [2] (0:11.96)	1:52.11 [3] (0:12.86)	1:39.25 [3] (0:12.73)	1:26.52 [3] (0:12.37)	1:14.15 [3] (0:12.71)	1:01.44 [3] (0:12.63)	0:48.81 [3] (0:12.30)	0:36.51 [4] (0:11.97)	0:24.54 [3] (0:11.84)	0:12.70 [3] (0:12.70)
Average Speed [km/h]	44.9	60.1	56.2	57.3	58.3	57.2	57.6	59.5	60.8	60.9	56.8
Top Speed [km/h]	60.0	62.3	57.5	58.7	59.1	58.7	59.4	60.3	62.6	62.2	59.3
Avg. Dist. to Rail [m]	7.5	1.4	1.4	2.4	1.9	3.2	3.0	3.4	2.0	0.3	0.9
Avg. Stride Freq. [Hz]	2.2	2.4	2.3	2.3	2.3	2.3	2.3	2.3	2.4	2.4	2.4
Avg. Stride Length [m]	5.8	6.9	6.7	7.0	7.1	7.0	7.0	7.1	7.1	7.0	6.7



- [] Ranking at each section and finish
- :-:- No data available at this section
- NA No data available

Horse/Jockey Name	WITHALLMYHEART
Finish Rank	9
Fastest Section Time (Section)	0:08.96 (Overall)
Top Speed [km/h] (Section)	64.1 (L600)
Race State	Finished



Ellerslie NZ - Professional

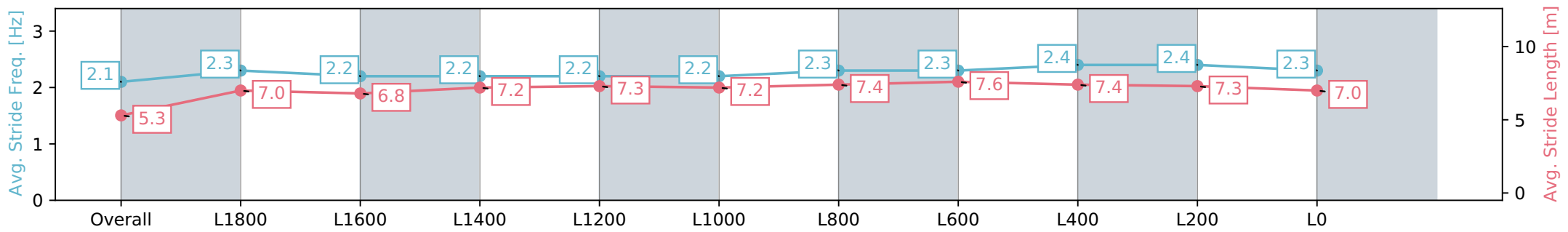
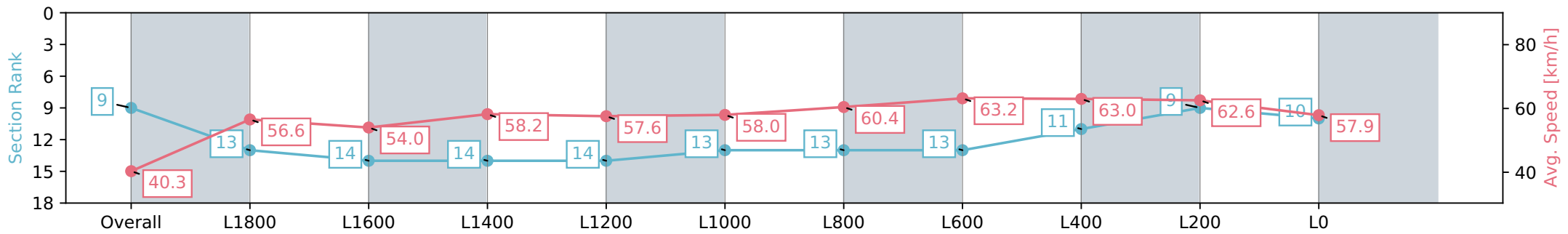
Race 10: SKYCITY HORIZON 2100 - 2100m

09 March 2024 - 6:24PM



Track Rating: Good 4, Weather: Fine, Rail Position: Out 5m From 1000m To 400m, Remainder Out 3m

Section	Overall	L1800	L1600	L1400	L1200	L1000	L800	L600	L400	L200	L0
Section Times	2:12.16 [9] (0:08.96)	2:03.20 [13] (0:12.76)	1:50.44 [14] (0:13.47)	1:36.97 [14] (0:12.56)	1:24.40 [14] (0:12.52)	1:11.88 [13] (0:12.52)	0:59.36 [13] (0:12.03)	0:47.33 [13] (0:11.59)	0:35.74 [11] (0:11.76)	0:23.98 [9] (0:11.54)	0:12.44 [10] (0:12.44)
Average Speed [km/h]	40.3	56.6	54.0	58.2	57.6	58.0	60.4	63.2	63.0	62.6	57.9
Top Speed [km/h]	53.9	58.9	56.4	60.1	59.8	58.7	62.8	63.8	64.1	63.4	60.8
Avg. Dist. to Rail [m]	10.5	1.2	1.8	2.9	2.3	3.2	2.9	3.5	4.7	7.0	6.9
Avg. Stride Freq. [Hz]	2.1	2.3	2.2	2.2	2.2	2.2	2.3	2.3	2.4	2.4	2.3
Avg. Stride Length [m]	5.3	7.0	6.8	7.2	7.3	7.2	7.4	7.6	7.4	7.3	7.0



- [] Ranking at each section and finish
- :-:- No data available at this section
- NA No data available

Horse/Jockey Name	HAMMER TIME
Finish Rank	10
Fastest Section Time (Section)	0:08.57 (Overall)
Top Speed [km/h] (Section)	62.9 (L400)
Race State	Finished

AUCKLAND
THOROUGHBRED
SINCE RACING 1874

Ellerslie NZ - Professional

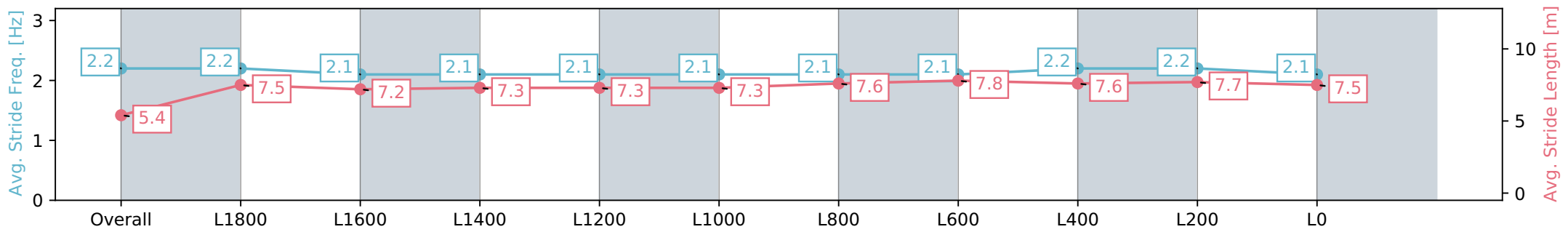
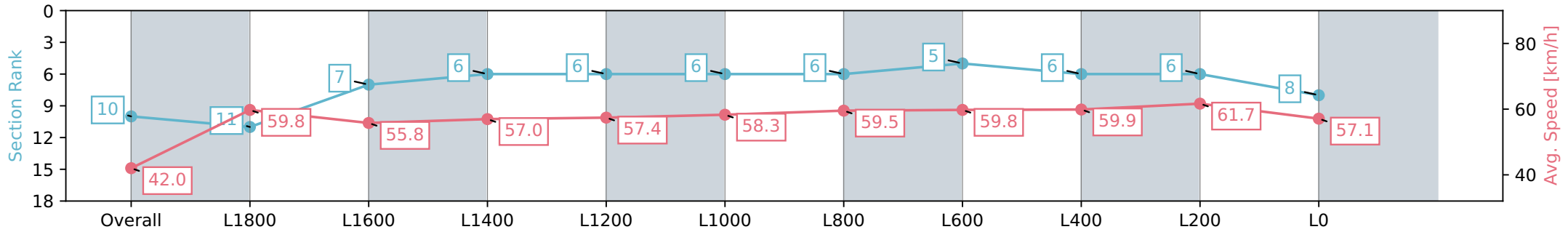
Race 10: SKYCITY HORIZON 2100 - 2100m

09 March 2024 - 6:24PM

ELLERSLIE

Track Rating: Good 4, Weather: Fine, Rail Position: Out 5m From 1000m To 400m, Remainder Out 3m

Section	Overall	L1800	L1600	L1400	L1200	L1000	L800	L600	L400	L200	L0
Section Times	2:12.32 [10] (0:08.57)	2:03.74 [11] (0:12.04)	1:51.70 [7] (0:13.04)	1:38.66 [6] (0:12.78)	1:25.88 [6] (0:12.51)	1:13.37 [6] (0:12.40)	1:00.97 [6] (0:12.19)	0:48.78 [5] (0:12.20)	0:36.58 [6] (0:12.27)	0:24.31 [6] (0:11.70)	0:12.61 [8] (0:12.61)
Average Speed [km/h]	42.0	59.8	55.8	57.0	57.4	58.3	59.5	59.8	59.9	61.7	57.1
Top Speed [km/h]	58.9	62.3	57.6	58.0	58.1	58.8	61.3	61.5	60.6	62.9	60.5
Avg. Dist. to Rail [m]	3.0	0.3	1.3	1.6	0.3	1.7	2.0	2.7	3.5	1.8	1.9
Avg. Stride Freq. [Hz]	2.2	2.2	2.1	2.1	2.1	2.1	2.1	2.1	2.1	2.2	2.1
Avg. Stride Length [m]	5.4	7.5	7.2	7.3	7.3	7.3	7.6	7.8	7.6	7.7	7.5



- [] Ranking at each section and finish
- :-:- No data available at this section
- NA No data available

Horse/Jockey Name	SELVA VERDE
Finish Rank	11
Fastest Section Time (Section)	0:08.20 (Overall)
Top Speed [km/h] (Section)	63.6 (L2000)
Race State	Finished



Ellerslie NZ - Professional

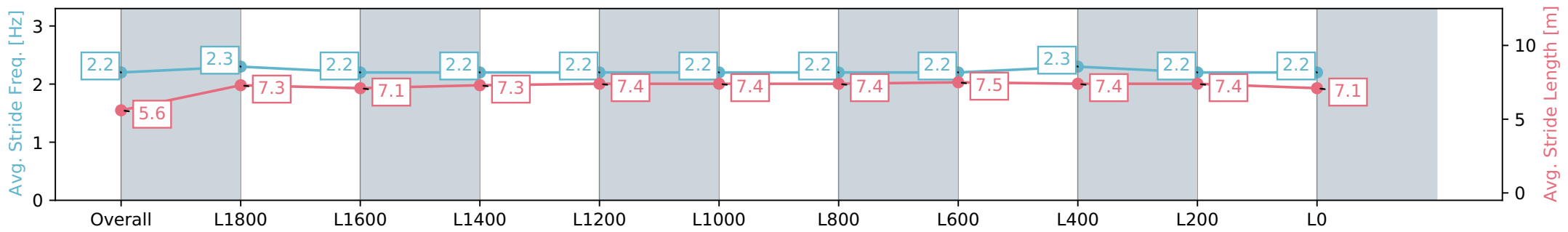
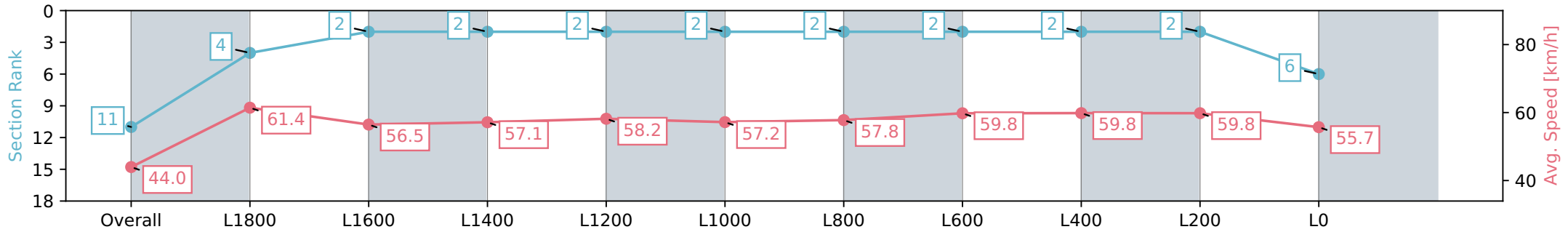
Race 10: SKYCITY HORIZON 2100 - 2100m

09 March 2024 - 6:24PM



Track Rating: Good 4, Weather: Fine, Rail Position: Out 5m From 1000m To 400m, Remainder Out 3m

Section	Overall	L1800	L1600	L1400	L1200	L1000	L800	L600	L400	L200	L0
Section Times	2:12.49 [11] (0:08.20)	2:04.29 [4] (0:11.71)	1:52.58 [2] (0:12.78)	1:39.80 [2] (0:12.72)	1:27.08 [2] (0:12.39)	1:14.69 [2] (0:12.66)	1:02.03 [2] (0:12.55)	0:49.48 [2] (0:12.20)	0:37.28 [2] (0:12.30)	0:24.98 [2] (0:12.06)	0:12.92 [6] (0:12.92)
Average Speed [km/h]	44.0	61.4	56.5	57.1	58.2	57.2	57.8	59.8	59.8	59.8	55.7
Top Speed [km/h]	60.8	63.6	57.8	58.7	58.7	58.4	59.6	60.3	61.1	60.6	58.4
Avg. Dist. to Rail [m]	8.9	2.4	0.8	1.5	0.8	2.1	2.1	2.8	3.7	2.6	2.7
Avg. Stride Freq. [Hz]	2.2	2.3	2.2	2.2	2.2	2.2	2.2	2.2	2.3	2.2	2.2
Avg. Stride Length [m]	5.6	7.3	7.1	7.3	7.4	7.4	7.4	7.5	7.4	7.4	7.1



- [] Ranking at each section and finish
- :-:- No data available at this section
- NA No data available

Horse/Jockey Name	MISCHIEF MANAGED
Finish Rank	12
Fastest Section Time (Section)	0:08.88 (Overall)
Top Speed [km/h] (Section)	63.6 (L400)
Race State	Finished



Ellerslie NZ - Professional

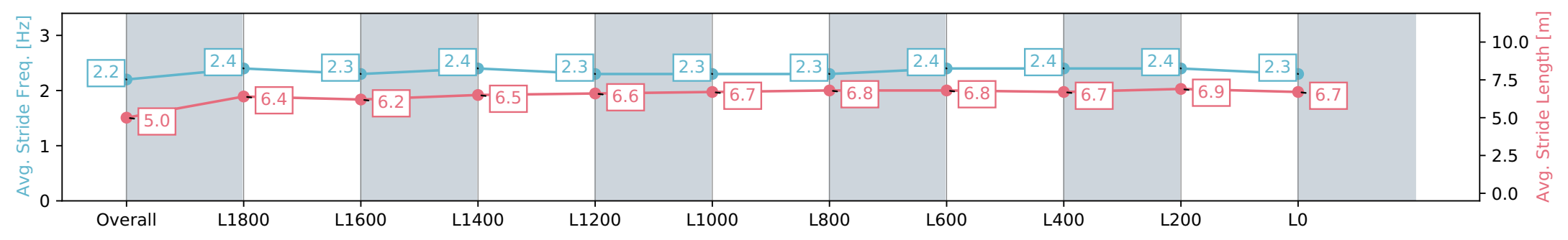
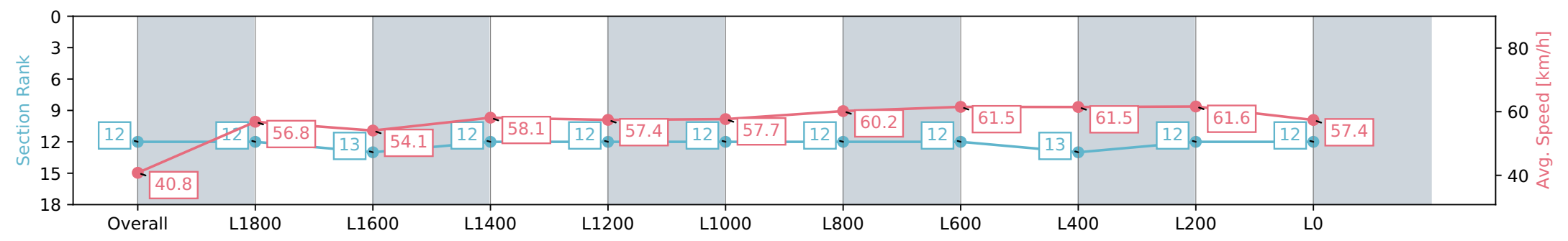
Race 10: SKYCITY HORIZON 2100 - 2100m

09 March 2024 - 6:24PM

Track Rating: Good 4, Weather: Fine, Rail Position: Out 5m From 1000m To 400m, Remainder Out 3m



Section	Overall	L1800	L1600	L1400	L1200	L1000	L800	L600	L400	L200	L0
Section Times	2:12.68 [12] (0:08.88)	2:03.80 [12] (0:12.63)	1:51.17 [13] (0:13.39)	1:37.78 [12] (0:12.53)	1:25.25 [12] (0:12.55)	1:12.70 [12] (0:12.60)	1:00.10 [12] (0:12.10)	0:48.00 [12] (0:11.87)	0:36.13 [13] (0:11.93)	0:24.20 [12] (0:11.65)	0:12.55 [12] (0:12.55)
Average Speed [km/h]	40.8	56.8	54.1	58.1	57.4	57.7	60.2	61.5	61.5	61.6	57.4
Top Speed [km/h]	54.8	58.5	56.4	59.6	59.2	58.5	61.5	62.4	62.6	63.6	59.7
Avg. Dist. to Rail [m]	6.2	0.6	0.8	2.2	1.7	2.9	2.9	3.3	2.9	2.0	2.4
Avg. Stride Freq. [Hz]	2.2	2.4	2.3	2.4	2.3	2.3	2.3	2.4	2.4	2.4	2.3
Avg. Stride Length [m]	5.0	6.4	6.2	6.5	6.6	6.7	6.8	6.8	6.7	6.9	6.7



- [] Ranking at each section and finish
- :-:- No data available at this section
- NA No data available

Horse/Jockey Name	TOKO ONO
Finish Rank	13
Fastest Section Time (Section)	0:08.42 (Overall)
Top Speed [km/h] (Section)	63.1 (L400)
Race State	Finished



Ellerslie NZ - Professional

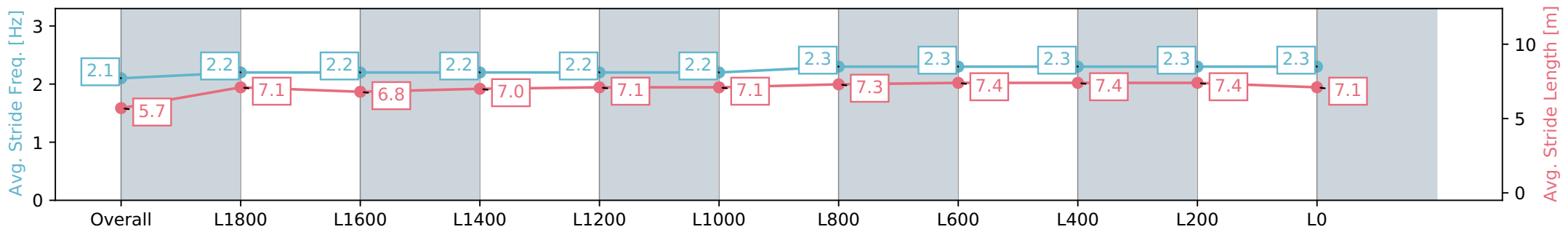
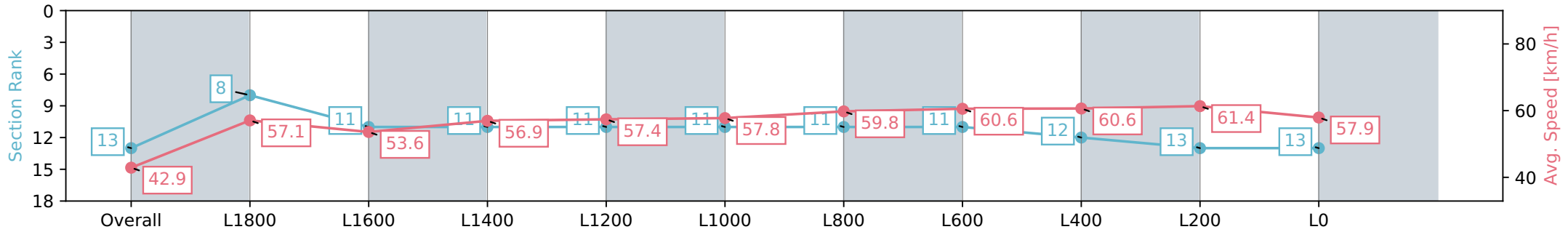
Race 10: SKYCITY HORIZON 2100 - 2100m

09 March 2024 - 6:24PM



Track Rating: Good 4, Weather: Fine, Rail Position: Out 5m From 1000m To 400m, Remainder Out 3m

Section	Overall	L1800	L1600	L1400	L1200	L1000	L800	L600	L400	L200	L0
Section Times	2:12.70 [13] (0:08.42)	2:04.28 [8] (0:12.62)	1:51.66 [11] (0:13.55)	1:38.11 [11] (0:12.75)	1:25.36 [11] (0:12.55)	1:12.81 [11] (0:12.52)	1:00.29 [11] (0:12.09)	0:48.20 [11] (0:12.03)	0:36.17 [12] (0:11.98)	0:24.19 [13] (0:11.74)	0:12.45 [13] (0:12.45)
Average Speed [km/h]	42.9	57.1	53.6	56.9	57.4	57.8	59.8	60.6	60.6	61.4	57.9
Top Speed [km/h]	55.3	58.2	55.7	58.2	58.2	58.5	60.3	61.7	61.8	63.1	59.4
Avg. Dist. to Rail [m]	10.8	1.7	1.3	1.6	0.4	1.4	1.2	2.4	1.8	0.4	0.6
Avg. Stride Freq. [Hz]	2.1	2.2	2.2	2.2	2.2	2.2	2.3	2.3	2.3	2.3	2.3
Avg. Stride Length [m]	5.7	7.1	6.8	7.0	7.1	7.1	7.3	7.4	7.4	7.4	7.1



- [] Ranking at each section and finish
- :-:- No data available at this section
- NA No data available

Horse/Jockey Name	ANNETARZ
Finish Rank	14
Fastest Section Time (Section)	0:09.07 (Overall)
Top Speed [km/h] (Section)	62.6 (L800)
Race State	Finished



Ellerslie NZ - Professional

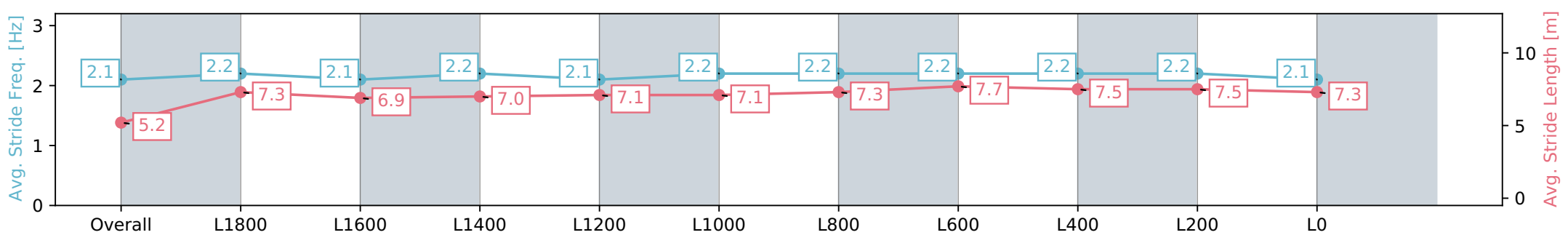
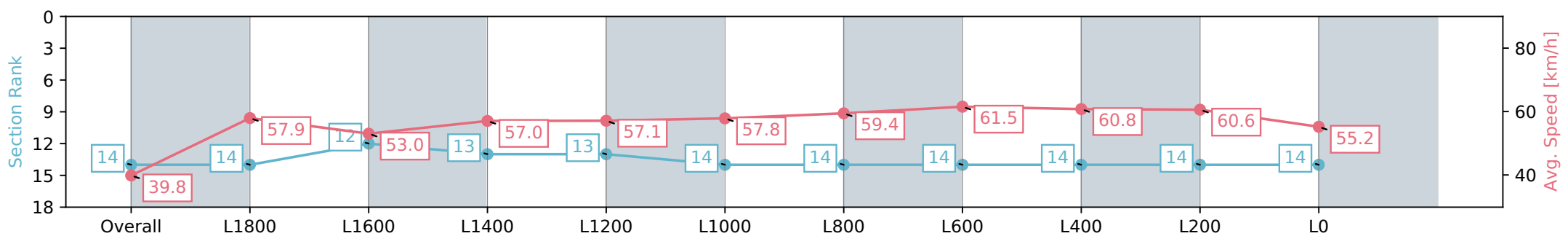
Race 10: SKYCITY HORIZON 2100 - 2100m

09 March 2024 - 6:24PM



Track Rating: Good 4, Weather: Fine, Rail Position: Out 5m From 1000m To 400m, Remainder Out 3m

Section	Overall	L1800	L1600	L1400	L1200	L1000	L800	L600	L400	L200	L0
Section Times	2:13.68 [14] (0:09.07)	2:04.61 [14] (0:12.38)	1:52.23 [12] (0:13.56)	1:38.66 [13] (0:12.73)	1:25.93 [13] (0:12.61)	1:13.32 [14] (0:12.47)	1:00.85 [14] (0:12.16)	0:48.69 [14] (0:11.79)	0:36.90 [14] (0:11.96)	0:24.94 [14] (0:11.89)	0:13.05 [14] (0:13.05)
Average Speed [km/h]	39.8	57.9	53.0	57.0	57.1	57.8	59.4	61.5	60.8	60.6	55.2
Top Speed [km/h]	57.3	60.4	56.9	58.5	57.7	58.8	60.7	62.6	61.3	61.6	59.3
Avg. Dist. to Rail [m]	1.7	2.5	1.2	1.4	0.3	1.2	0.9	1.5	1.7	2.5	2.9
Avg. Stride Freq. [Hz]	2.1	2.2	2.1	2.2	2.1	2.2	2.2	2.2	2.2	2.2	2.1
Avg. Stride Length [m]	5.2	7.3	6.9	7.0	7.1	7.1	7.3	7.7	7.5	7.5	7.3



- [] Ranking at each section and finish
- :-:- No data available at this section
- NA No data available

Horse/Jockey Name	GOD OF EROS
Finish Rank	15
Fastest Section Time (Section)	0:09.18 (Overall)
Top Speed [km/h] (Section)	62.8 (L800)
Race State	Finished



Ellerslie NZ - Professional

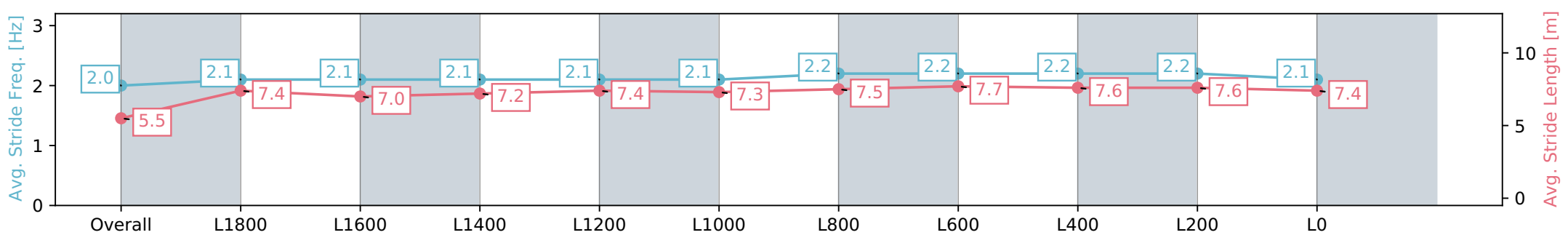
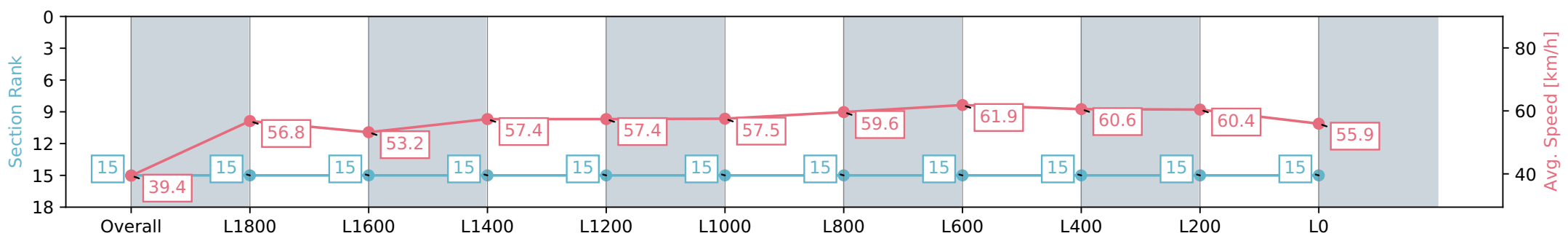
Race 10: SKYCITY HORIZON 2100 - 2100m

09 March 2024 - 6:24PM



Track Rating: Good 4, Weather: Fine, Rail Position: Out 5m From 1000m To 400m, Remainder Out 3m

Section	Overall	L1800	L1600	L1400	L1200	L1000	L800	L600	L400	L200	L0
Section Times	2:14.06 [15] (0:09.18)	2:04.88 [15] (0:12.65)	1:52.23 [15] (0:13.60)	1:38.63 [15] (0:12.75)	1:25.88 [15] (0:12.54)	1:13.34 [15] (0:12.66)	1:00.68 [15] (0:12.17)	0:48.51 [15] (0:11.74)	0:36.77 [15] (0:11.98)	0:24.79 [15] (0:11.91)	0:12.88 [15] (0:12.88)
Average Speed [km/h]	39.4	56.8	53.2	57.4	57.4	57.5	59.6	61.9	60.6	60.4	55.9
Top Speed [km/h]	55.6	59.2	56.1	58.7	58.7	58.0	61.5	62.8	61.3	61.5	58.3
Avg. Dist. to Rail [m]	8.1	1.1	1.2	2.9	2.7	3.5	2.5	1.8	1.4	1.3	0.5
Avg. Stride Freq. [Hz]	2.0	2.1	2.1	2.1	2.1	2.1	2.2	2.2	2.2	2.2	2.1
Avg. Stride Length [m]	5.5	7.4	7.0	7.2	7.4	7.3	7.5	7.7	7.6	7.6	7.4



- [] Ranking at each section and finish
- :-:- No data available at this section
- NA No data available