

Track Rating: Good 4, Weather: Fine, Rail Position: Out 5m From 1000m To 400m,
Remainder Out 3m

Section													Overall		L3000	L2800	L2600	L2400	L2200		
Field Times													3:24.38	3:10.49	2:58.41	2:45.82	2:32.39	2:19.17			
													(0:13.89)	(0:12.08)	(0:12.59)	(0:13.43)	(0:13.22)	(0:12.96)			
Position	#	Horse/Jockey	Barrier	Top Speed [km/h]	Fastest Section	First 400m												Distance Travelled From Winner [m]			
1	4	MAHRAJAAN	3	63.6	0:11.48	0:27.01	3:24.38	3:09.81 [7]	2:57.37 [7]	2:44.65 [8]	2:31.29 [7]	2:18.02 [7]									
		Sam Weatherley		400-200	400-200		(0:14.56)	(0:12.44)	(0:12.72)	(0:13.36)	(0:13.27)	(0:12.90)									
2	11	GOOD OIL	18	63.3	0:11.77	0:26.21	3:24.51	3:10.17 [4]	2:58.30 [2]	2:45.69 [2]	2:32.24 [2]	2:19.08 [2]					+13				
		Samantha Spratt		3000-2800	400-200		(0:14.34)	(0:11.87)	(0:12.61)	(0:13.45)	(0:13.16)	(0:13.03)									
3	16	MARK TWAIN	10	63.2	0:11.60	0:27.18	3:24.65	3:09.94 [8]	2:57.47 [9]	2:44.73 [9]	2:31.12 [10]	2:17.83 [10]					+18				
		Matthew Cameron		1000-800	200-0		(0:14.71)	(0:12.47)	(0:12.74)	(0:13.61)	(0:13.28)	(0:13.21)									
4	7	FIERCE FLIGHT	2	63.3	0:11.56	0:27.33	3:24.78	3:09.95 [10]	2:57.45 [10]	2:44.77 [10]	2:31.43 [9]	2:18.16 [9]					+4				
		James Doyle		1000-800	400-200		(0:14.83)	(0:12.50)	(0:12.68)	(0:13.34)	(0:13.27)	(0:13.07)									
4	6	ASTERIX	7	66.4	0:11.31	0:28.12	3:24.78	3:09.40 [15]	2:56.66 [14]	2:44.08 [14]	2:30.79 [13]	2:17.40 [13]					+1				
		Lynsey Satherley		400-200	400-200		(0:15.38)	(0:12.74)	(0:12.57)	(0:13.28)	(0:13.39)	(0:13.19)									
6	3	TRUST IN YOU	11	64.2	0:11.64	0:27.55	3:24.97	3:10.05 [11]	2:57.42 [11]	2:44.68 [11]	2:31.17 [12]	2:17.72 [12]					+15				
		Michael McNab		1000-800	1000-800		(0:14.92)	(0:12.63)	(0:12.74)	(0:13.51)	(0:13.45)	(0:13.13)									
7	17	WHANGAEHU	4	62.8	0:11.75	0:26.57	3:25.07	3:10.81 [3]	2:58.49 [4]	2:45.82 [4]	2:32.32 [4]	2:19.17 [4]					+10				
		Lisa Allpress		400-200	400-200		(0:14.26)	(0:12.32)	(0:12.67)	(0:13.50)	(0:13.15)	(0:12.86)									
8	13	ROGER THAT	16	63.3	0:11.69	0:26.63	3:25.10	3:10.56 [6]	2:58.47 [5]	2:45.74 [5]	2:32.28 [5]	2:19.03 [5]					+22				
		Ulrika Holmquist		400-200	400-200		(0:14.54)	(0:12.09)	(0:12.73)	(0:13.46)	(0:13.25)	(0:13.01)									
9	15	CANHEROC	17	63.6	0:11.76	0:27.07	3:25.13	3:10.32 [9]	2:58.06 [8]	2:45.42 [7]	2:32.21 [6]	2:18.87 [6]					+20				
		Kelly Myers		1000-800	800-600		(0:14.81)	(0:12.26)	(0:12.64)	(0:13.21)	(0:13.34)	(0:13.10)									
10	1	PRISE DE FER	6	63.0	0:11.76	0:27.68	3:25.47	3:10.37 [12]	2:57.79 [12]	2:45.06 [12]	2:31.69 [11]	2:18.36 [11]					-1				
		Jonathan Riddell		1000-800	800-600		(0:15.10)	(0:12.57)	(0:12.73)	(0:13.37)	(0:13.33)	(0:13.02)									

Scratched: Queen Sarabi (#19), Kiwi Man (#20)

Track Rating: Good 4, Weather: Fine, Rail Position: Out 5m From 1000m To 400m,
Remainder Out 3m

Section Field Times														
		Overall	L3000	L2800	L2600	L2400	L2200							
		3:24.38 (0:13.89)	3:10.49 (0:12.08)	2:58.41 (0:12.59)	2:45.82 (0:13.43)	2:32.39 (0:13.22)	2:19.17 (0:12.96)							
Position	#	Horse/Jockey	Barrier	Top Speed [km/h]	Fastest Section	First 400m								Distance Travelled From Winner [m]
11	8	TERRA MITICA	20	64.6	0:11.59	0:28.61	3:25.53	3:09.89 [17]	2:56.92 [17]	2:44.31 [16]	2:31.18 [16]	2:17.78 [15]		+6
		Warren Kennedy		800-600	400-200		(0:15.64)	(0:12.97)	(0:12.61)	(0:13.13)	(0:13.40)	(0:13.13)		
12	18	MY MAEBELLINE GIRL	1	62.7	0:12.07	0:25.96	3:25.54	3:11.65 [1]	2:59.58 [1]	2:46.99 [1]	2:33.56 [1]	2:20.33 [1]		+3
		Tegan Newman		3200-3000	3000-2800		(0:13.89)	(0:12.07)	(0:12.59)	(0:13.43)	(0:13.23)	(0:12.95)		
13	12	KHAN HUNTER	12	62.4	0:11.96	0:26.30	3:25.55	3:11.41 [2]	2:59.25 [3]	2:46.65 [3]	2:33.18 [3]	2:19.94 [3]		+4
		Darren Danis		800-600	400-200		(0:14.14)	(0:12.16)	(0:12.60)	(0:13.47)	(0:13.24)	(0:13.01)		
14	14	WAISAKE	14	65.0	0:11.43	0:28.53	3:26.12	3:10.77 [14]	2:57.59 [16]	2:44.89 [17]	2:31.68 [17]	2:17.90 [17]		+21
		Kylie-Ana Williams		1000-800	1000-800		(0:15.35)	(0:13.18)	(0:12.70)	(0:13.21)	(0:13.78)	(0:13.15)		
15	9	NEST EGG	9	63.0	0:11.83	0:27.95	3:26.17	3:11.01 [13]	2:58.22 [13]	2:45.47 [13]	2:32.03 [14]	2:18.54 [14]		+21
		Kazuya Asano		1000-800	1000-800		(0:15.16)	(0:12.79)	(0:12.75)	(0:13.44)	(0:13.49)	(0:13.13)		
16	2	DIONYSUS	13	65.8	0:11.60	0:28.21	3:26.27	3:10.82 [16]	2:58.06 [15]	2:45.33 [15]	2:31.99 [15]	2:18.37 [16]		+19
		Masahiro Hashizume		1000-800	800-600		(0:15.45)	(0:12.76)	(0:12.73)	(0:13.34)	(0:13.62)	(0:13.15)		
17	10	UAREASTAR	19	65.2	0:11.49	0:28.90	3:26.83	3:10.90 [18]	2:57.93 [18]	2:45.29 [18]	2:32.16 [18]	2:18.27 [18]		+25
		Courtney Barnes		1000-800	1000-800		(0:15.93)	(0:12.97)	(0:12.64)	(0:13.13)	(0:13.89)	(0:13.14)		
18	5	OCEAN BILLY	15	62.0	0:11.98	0:26.84	3:27.64	3:13.17 [5]	3:00.80 [6]	2:48.03 [6]	2:34.37 [8]	2:21.05 [8]		+21
		Jasmine Fawcett		800-600	1000-800		(0:14.47)	(0:12.37)	(0:12.77)	(0:13.66)	(0:13.32)	(0:13.16)		

Scratched: Queen Sarabi (#19), Kiwi Man (#20)

Track Rating: Good 4, Weather: Fine, Rail Position: Out 5m From 1000m To 400m,
Remainder Out 3m

Section								L2000	L1800	L1600	L1400	L1200	L1000		
Field Times								2:06.21 (0:13.18)	1:53.03 (0:14.11)	1:38.92 (0:13.26)	1:25.66 (0:12.89)	1:12.77 (0:12.81)	0:59.96 (0:12.09)		
Position	#	Horse/Jockey	Barrier	Top Speed [km/h]	Fastest Section	First 400m									
1	4	MAHRAJAAN Sam Weatherley	3	63.6 400-200	0:11.48 400-200	0:27.01	2:05.12 [6] (0:13.12)	1:52.00 [6] (0:14.09)	1:37.91 [5] (0:13.12)	1:24.79 [5] (0:12.72)	1:12.07 [6] (0:12.89)	0:59.18 [7] (0:11.98)	3:24.38		
2	11	GOOD OIL Samantha Spratt	18	63.3 3000-2800	0:11.77 400-200	0:26.21	2:06.05 [2] (0:13.20)	1:52.85 [2] (0:13.99)	1:38.86 [2] (0:13.25)	1:25.61 [2] (0:12.87)	1:12.74 [2] (0:12.85)	0:59.89 [2] (0:11.98)	0.8L		
3	16	MARK TWAIN Matthew Cameron	10	63.2 1000-800	0:11.60 200-0	0:27.18	2:04.62 [10] (0:13.36)	1:51.26 [10] (0:14.22)	1:37.04 [11] (0:13.10)	1:23.94 [11] (0:12.30)	1:11.64 [10] (0:12.76)	0:58.88 [10] (0:11.79)	1.5L		
4	7	FIERCE FLIGHT James Doyle	2	63.3 1000-800	0:11.56 400-200	0:27.33	2:05.09 [8] (0:13.15)	1:51.94 [8] (0:14.13)	1:37.81 [8] (0:13.02)	1:24.79 [8] (0:12.55)	1:12.24 [9] (0:12.96)	0:59.28 [9] (0:11.88)	2.3L		
4	6	ASTERIX Lynsey Satherley	7	66.4 400-200	0:11.31 400-200	0:28.12	2:04.21 [13] (0:13.37)	1:50.84 [13] (0:14.07)	1:36.77 [12] (0:13.21)	1:23.56 [13] (0:12.26)	1:11.30 [14] (0:12.74)	0:58.56 [15] (0:11.72)	2.3L		
6	3	TRUST IN YOU Michael McNab	11	64.2 1000-800	0:11.64 1000-800	0:27.55	2:04.59 [12] (0:13.55)	1:51.04 [12] (0:14.10)	1:36.94 [13] (0:13.12)	1:23.82 [12] (0:12.25)	1:11.57 [13] (0:12.65)	0:58.92 [14] (0:11.64)	3.3L		
7	17	WHANGAEHU Lisa Allpress	4	62.8 400-200	0:11.75 400-200	0:26.57	2:06.31 [4] (0:13.18)	1:53.13 [4] (0:14.05)	1:39.08 [4] (0:13.26)	1:25.82 [4] (0:12.80)	1:13.02 [4] (0:12.85)	1:00.17 [5] (0:11.94)	4.0L		
8	13	ROGER THAT Ulrika Holmquist	16	63.3 400-200	0:11.69 400-200	0:26.63	2:06.02 [5] (0:13.26)	1:52.76 [5] (0:14.13)	1:38.63 [6] (0:13.14)	1:25.49 [6] (0:12.65)	1:12.84 [5] (0:12.85)	0:59.99 [6] (0:12.08)	4.0L		
9	15	CANHEROC Kelly Myers	17	63.6 1000-800	0:11.76 800-600	0:27.07	2:05.77 [7] (0:13.25)	1:52.52 [7] (0:14.20)	1:38.32 [7] (0:13.10)	1:25.22 [7] (0:12.62)	1:12.60 [8] (0:12.90)	0:59.70 [8] (0:11.83)	4.3L		
10	1	PRISE DE FER Jonathan Riddell	6	63.0 1000-800	0:11.76 800-600	0:27.68	2:05.34 [11] (0:13.37)	1:51.97 [11] (0:14.09)	1:37.88 [10] (0:13.06)	1:24.82 [10] (0:12.38)	1:12.44 [11] (0:12.82)	0:59.62 [11] (0:11.80)	6.3L		

Scratched: Queen Sarabi (#19), Kiwi Man (#20)

Track Rating: Good 4, Weather: Fine, Rail Position: Out 5m From 1000m To 400m,
Remainder Out 3m

Section								L2000	L1800	L1600	L1400	L1200	L1000		
Field Times								2:06.21 (0:13.18)	1:53.03 (0:14.11)	1:38.92 (0:13.26)	1:25.66 (0:12.89)	1:12.77 (0:12.81)	0:59.96 (0:12.09)		
Position	#	Horse/Jockey	Barrier	Top Speed [km/h]	Fastest Section	First 400m									
11	8	TERRA MITICA	20	64.6	0:11.59	0:28.61	2:04.65 [15]	1:51.24 [14]	1:37.24 [14]	1:24.06 [16]	1:11.87 [17]	0:59.15 [18]	6.5L		
		Warren Kennedy		800-600	400-200		(0:13.41)	(0:14.00)	(0:13.18)	(0:12.19)	(0:12.72)	(0:11.81)			
12	18	MY MAEBELLINE GIRL	1	62.7	0:12.07	0:25.96	2:07.38 [1]	1:54.19 [1]	1:40.08 [1]	1:26.82 [1]	1:13.94 [1]	1:01.13 [1]	6.5L		
		Tegan Newman		3200-3000	3000-2800		(0:13.19)	(0:14.11)	(0:13.26)	(0:12.88)	(0:12.81)	(0:12.10)			
13	12	KHAN HUNTER	12	62.4	0:11.96	0:26.30	2:06.93 [3]	1:53.78 [3]	1:39.74 [3]	1:26.41 [3]	1:13.55 [3]	1:00.73 [3]	6.8L		
		Darren Danis		800-600	400-200		(0:13.15)	(0:14.04)	(0:13.33)	(0:12.86)	(0:12.82)	(0:12.05)			
14	14	WAISAKE	14	65.0	0:11.43	0:28.53	2:04.75 [17]	1:51.21 [17]	1:37.42 [17]	1:24.40 [18]	1:12.35 [18]	0:59.89 [16]	9.7L		
		Kylie-Ana Williams		1000-800	1000-800		(0:13.54)	(0:13.79)	(0:13.02)	(0:12.05)	(0:12.46)	(0:11.43)			
15	9	NEST EGG	9	63.0	0:11.83	0:27.95	2:05.41 [14]	1:51.85 [15]	1:37.88 [15]	1:24.91 [14]	1:12.93 [12]	1:00.23 [13]	9.9L		
		Kazuya Asano		1000-800	1000-800		(0:13.56)	(0:13.97)	(0:12.97)	(0:11.98)	(0:12.70)	(0:11.83)			
16	2	DIONYSUS	13	65.8	0:11.60	0:28.21	2:05.22 [16]	1:51.69 [16]	1:37.82 [16]	1:24.81 [15]	1:12.63 [16]	0:59.97 [17]	10.5L		
		Masahiro Hashizume		1000-800	800-600		(0:13.53)	(0:13.87)	(0:13.01)	(0:12.18)	(0:12.66)	(0:11.73)			
17	10	UAREASTAR	19	65.2	0:11.49	0:28.90	2:05.13 [18]	1:51.63 [18]	1:37.82 [18]	1:25.24 [17]	1:13.29 [15]	1:00.92 [12]	13.6L		
		Courtney Barnes		1000-800	1000-800		(0:13.50)	(0:13.81)	(0:12.57)	(0:11.95)	(0:12.37)	(0:11.49)			
18	5	OCEAN BILLY	15	62.0	0:11.98	0:26.84	2:07.89 [9]	1:54.59 [9]	1:40.41 [9]	1:27.48 [9]	1:15.30 [7]	1:02.81 [4]	18.1L		
		Jasmine Fawcett		800-600	1000-800		(0:13.30)	(0:14.18)	(0:12.93)	(0:12.18)	(0:12.49)	(0:11.98)			

Scratched: Queen Sarabi (#19), Kiwi Man (#20)

Track Rating: Good 4, Weather: Fine, Rail Position: Out 5m From 1000m To 400m,
Remainder Out 3m

Section												L800	L600	L400	L200
Field Times												0:47.87	0:35.77	0:23.79	0:12.02
												(0:12.10)	(0:11.99)	(0:11.77)	(0:12.02)
Position	#	Horse/Jockey	Barrier	Top Speed [km/h]	Fastest Section	First 400m									
1	4	MAHRAJAAN	3	63.6	0:11.48	0:27.01	0:47.20 [6]	0:35.33 [7]	0:23.42 [4]	0:11.94 [2]	3:24.38				
		Sam Weatherley		400-200	400-200		(0:11.87)	(0:11.91)	(0:11.48)	(0:11.94)					
2	11	GOOD OIL	18	63.3	0:11.77	0:26.21	0:47.91 [2]	0:35.91 [1]	0:23.92 [1]	0:12.15 [1]	0.8L				+13
		Samantha Spratt		3000-2800	400-200		(0:12.00)	(0:11.99)	(0:11.77)	(0:12.15)					
3	16	MARK TWAIN	10	63.2	0:11.60	0:27.18	0:47.09 [11]	0:35.33 [12]	0:23.23 [11]	0:11.60 [10]	1.5L				+18
		Matthew Cameron		1000-800	200-0		(0:11.76)	(0:12.10)	(0:11.63)	(0:11.60)					
4	7	FIERCE FLIGHT	2	63.3	0:11.56	0:27.33	0:47.40 [9]	0:35.59 [9]	0:23.63 [6]	0:12.07 [4]	2.3L				+4
		James Doyle		1000-800	400-200		(0:11.81)	(0:11.96)	(0:11.56)	(0:12.07)					
4	6	ASTERIX	7	66.4	0:11.31	0:28.12	0:46.84 [16]	0:35.20 [15]	0:23.20 [14]	0:11.89 [6]	2.3L				+1
		Lynsey Satherley		400-200	400-200		(0:11.64)	(0:12.00)	(0:11.31)	(0:11.89)					
6	3	TRUST IN YOU	11	64.2	0:11.64	0:27.55	0:47.28 [14]	0:35.62 [13]	0:23.67 [9]	0:11.98 [8]	3.3L				+15
		Michael McNab		1000-800	1000-800		(0:11.66)	(0:11.95)	(0:11.69)	(0:11.98)					
7	17	WHANGAEHU	4	62.8	0:11.75	0:26.57	0:48.23 [4]	0:36.29 [3]	0:24.28 [3]	0:12.53 [3]	4.0L				+10
		Lisa Allpress		400-200	400-200		(0:11.94)	(0:12.01)	(0:11.75)	(0:12.53)					
8	13	ROGER THAT	16	63.3	0:11.69	0:26.63	0:47.91 [7]	0:36.05 [8]	0:23.79 [10]	0:12.10 [9]	4.0L				+22
		Ulrika Holmquist		400-200	400-200		(0:11.86)	(0:12.26)	(0:11.69)	(0:12.10)					
9	15	CANHEROC	17	63.6	0:11.76	0:27.07	0:47.87 [8]	0:36.11 [6]	0:23.84 [7]	0:12.03 [11]	4.3L				+20
		Kelly Myers		1000-800	800-600		(0:11.76)	(0:12.27)	(0:11.81)	(0:12.03)					
10	1	PRISE DE FER	6	63.0	0:11.76	0:27.68	0:47.82 [12]	0:36.06 [14]	0:24.03 [12]	0:12.24 [12]	6.3L				-1
		Jonathan Riddell		1000-800	800-600		(0:11.76)	(0:12.03)	(0:11.79)	(0:12.24)					

Scratched: Queen Sarabi (#19), Kiwi Man (#20)

Track Rating: Good 4, Weather: Fine, Rail Position: Out 5m From 1000m To 400m,
Remainder Out 3m

Section												L800	L600	L400	L200
Field Times												0:47.87 (0:12.10)	0:35.77 (0:11.99)	0:23.79 (0:11.77)	0:12.02 (0:12.02)
Position	#	Horse/Jockey	Barrier	Top Speed [km/h]	Fastest Section	First 400m									
11	8	TERRA MITICA	20	64.6	0:11.59	0:28.61	0:47.34 [18]	0:35.65 [18]	0:23.79 [15]	0:12.20 [13]	6.5L				+6
		Warren Kennedy		800-600	400-200		(0:11.69)	(0:11.86)	(0:11.59)	(0:12.20)					
12	18	MY MAEBELLINE GIRL	1	62.7	0:12.07	0:25.96	0:49.03 [1]	0:36.92 [2]	0:24.85 [2]	0:12.73 [5]	6.5L				+3
		Tegan Newman		3200-3000	3000-2800		(0:12.11)	(0:12.07)	(0:12.12)	(0:12.73)					
13	12	KHAN HUNTER	12	62.4	0:11.96	0:26.30	0:48.68 [5]	0:36.71 [4]	0:24.58 [5]	0:12.62 [7]	6.8L				+4
		Darren Danis		800-600	400-200		(0:11.97)	(0:12.13)	(0:11.96)	(0:12.62)					
14	14	WAISAKE	14	65.0	0:11.43	0:28.53	0:48.46 [13]	0:36.84 [11]	0:24.62 [13]	0:12.50 [15]	9.7L				+21
		Kylie-Ana Williams		1000-800	1000-800		(0:11.62)	(0:12.22)	(0:12.12)	(0:12.50)					
15	9	NEST EGG	9	63.0	0:11.83	0:27.95	0:48.40 [15]	0:36.47 [17]	0:24.32 [17]	0:12.46 [16]	9.9L				+21
		Kazuya Asano		1000-800	1000-800		(0:11.93)	(0:12.15)	(0:11.86)	(0:12.46)					
16	2	DIONYSUS	13	65.8	0:11.60	0:28.21	0:48.24 [17]	0:36.64 [16]	0:24.40 [18]	0:12.56 [17]	10.5L				+19
		Masahiro Hashizume		1000-800	800-600		(0:11.60)	(0:12.24)	(0:11.84)	(0:12.56)					
17	10	UAREASTAR	19	65.2	0:11.49	0:28.90	0:49.43 [10]	0:37.58 [10]	0:24.98 [16]	0:12.82 [18]	13.6L				+25
		Courtney Barnes		1000-800	1000-800		(0:11.85)	(0:12.60)	(0:12.16)	(0:12.82)					
18	5	OCEAN BILLY	15	62.0	0:11.98	0:26.84	0:50.83 [3]	0:38.75 [5]	0:26.35 [8]	0:14.07 [14]	18.1L				+21
		Jasmine Fawcett		800-600	1000-800		(0:12.08)	(0:12.40)	(0:12.28)	(0:14.07)					

Scratched: Queen Sarabi (#19), Kiwi Man (#20)

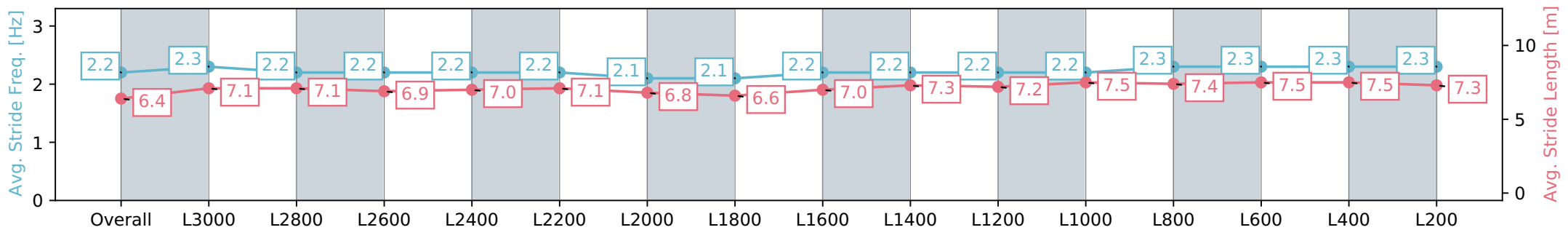
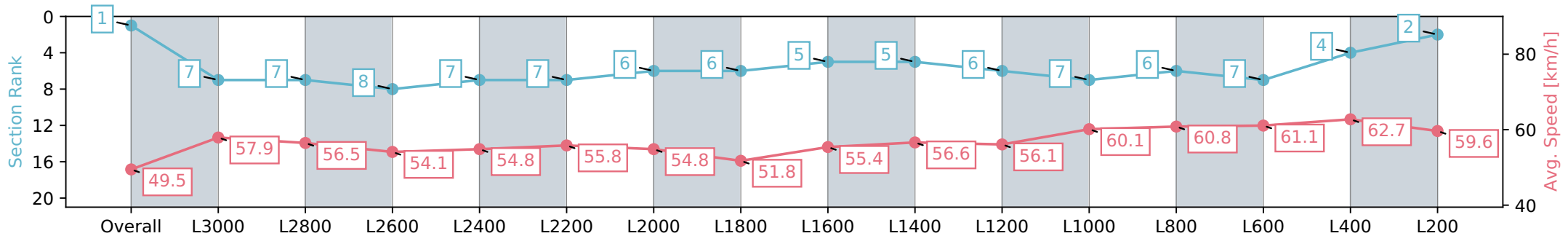
Horse/Jockey Name	MAHRAJAAN
Finish Rank	1
Fastest Section Time (Section)	0:11.48 (L400)
Top Speed [km/h] (Section)	63.6 (L400)
Race State	Finished



Ellerslie NZ - Professional
 Race 9: BARFOOT & THOMPSON AUCKLAND CUP - 3200m
 09 March 2024 - 5:49PM
 Track Rating: Good 4, Weather: Fine, Rail Position: Out 5m From 1000m To 400m, Remainder Out 3m



Section	Overall	L2400	L2200	L2000	L1800	L1600	L1400	L1200	L1000	L800	L600	L400	L200
Section Times	3:24.38 [1] (0:53.09)	2:31.29 [7] (0:13.27)	2:18.02 [7] (0:12.90)	2:05.12 [6] (0:13.12)	1:52.00 [6] (0:14.09)	1:37.91 [5] (0:13.12)	1:24.79 [5] (0:12.72)	1:12.07 [6] (0:12.89)	0:59.18 [7] (0:11.98)	0:47.20 [6] (0:11.87)	0:35.33 [7] (0:11.91)	0:23.42 [4] (0:11.48)	0:11.94 [2] (0:11.94)
Average Speed [km/h]	54.5	54.8	55.8	54.8	51.8	55.4	56.6	56.1	60.1	60.8	61.1	62.7	59.6
Top Speed [km/h]	60.0	56.9	56.3	56.2	55.5	57.9	58.3	56.6	61.4	62.0	62.7	63.6	61.8
Avg. Dist. to Rail [m]	1.4	1.9	0.6	0.5	1.8	1.7	0.5	1.3	0.4	0.6	1.7	2.5	5.0
Avg. Stride Freq. [Hz]	2.2	2.2	2.2	2.1	2.1	2.2	2.2	2.2	2.2	2.3	2.3	2.3	2.3
Avg. Stride Length [m]	6.9	7.0	7.1	6.8	6.6	7.0	7.3	7.2	7.5	7.4	7.5	7.5	7.3



Report Created: Sat 09 March 2024 16:06:21 GMT+11 (Note: Timing is based on positional data)

- [] Ranking at each section and finish
- :-:- No data available at this section
- NA No data available



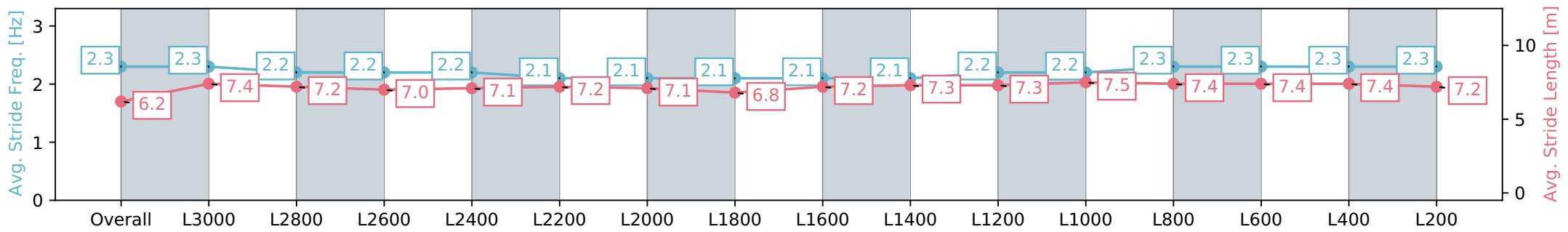
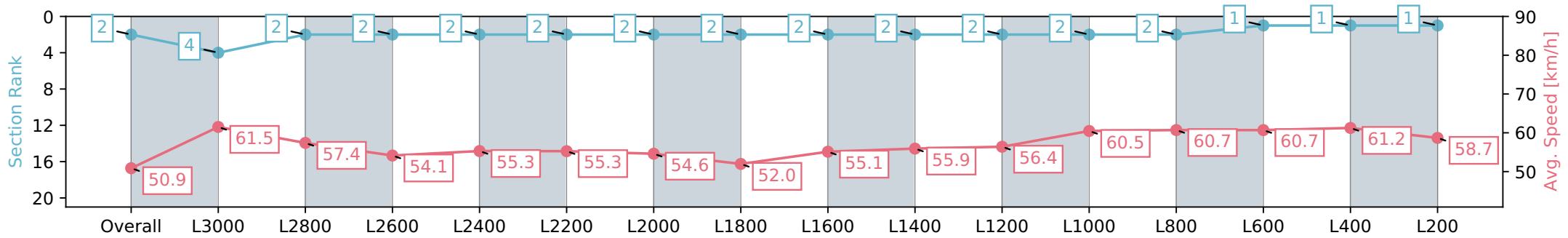
Horse/Jockey Name	GOOD OIL
Finish Rank	2
Fastest Section Time (Section)	0:11.77 (L400)
Top Speed [km/h] (Section)	63.3 (L3000)
Race State	Finished



Ellerslie NZ - Professional
 Race 9: BARFOOT & THOMPSON AUCKLAND CUP - 3200m
 09 March 2024 - 5:49PM
 Track Rating: Good 4, Weather: Fine, Rail Position: Out 5m From 1000m To 400m, Remainder Out 3m



Section	Overall	L2400	L2200	L2000	L1800	L1600	L1400	L1200	L1000	L800	L600	L400	L200
Section Times	3:24.51 [2] (0:52.28)	2:32.24 [2] (0:13.16)	2:19.08 [2] (0:13.03)	2:06.05 [2] (0:13.20)	1:52.85 [2] (0:13.99)	1:38.86 [2] (0:13.25)	1:25.61 [2] (0:12.87)	1:12.74 [2] (0:12.85)	0:59.89 [2] (0:11.98)	0:47.91 [2] (0:12.00)	0:35.91 [1] (0:11.99)	0:23.92 [1] (0:11.77)	0:12.15 [1] (0:12.15)
Average Speed [km/h]	56.0	55.3	55.3	54.6	52.0	55.1	55.9	56.4	60.5	60.7	60.7	61.2	58.7
Top Speed [km/h]	63.3	57.1	56.2	55.2	53.5	57.3	57.2	58.6	61.3	61.3	61.6	62.6	59.4
Avg. Dist. to Rail [m]	5.8	2.4	0.8	0.5	1.5	2.4	1.2	2.3	1.8	2.4	2.1	1.7	3.4
Avg. Stride Freq. [Hz]	2.2	2.2	2.1	2.1	2.1	2.1	2.1	2.2	2.2	2.3	2.3	2.3	2.3
Avg. Stride Length [m]	7.0	7.1	7.2	7.1	6.8	7.2	7.3	7.3	7.5	7.4	7.4	7.4	7.2



- [] Ranking at each section and finish
- :-:- No data available at this section
- NA No data available

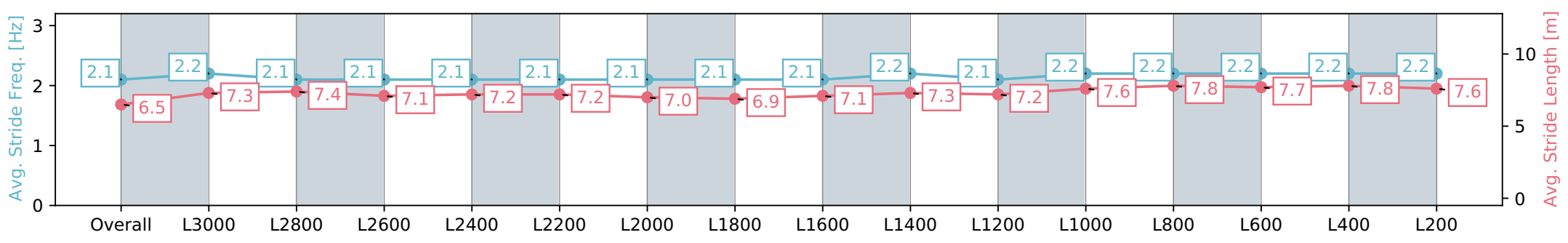
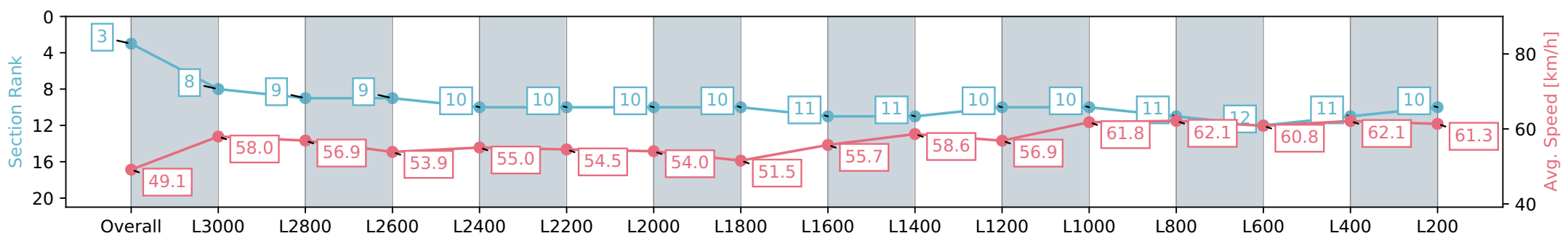
Horse/Jockey Name	MARK TWAIN
Finish Rank	3
Fastest Section Time (Section)	0:11.60 (L200)
Top Speed [km/h] (Section)	63.2 (L1000)
Race State	Finished



Ellerslie NZ - Professional
 Race 9: BARFOOT & THOMPSON AUCKLAND CUP - 3200m
 09 March 2024 - 5:49PM
 Track Rating: Good 4, Weather: Fine, Rail Position: Out 5m From 1000m To 400m, Remainder Out 3m



Section	Overall	L2400	L2200	L2000	L1800	L1600	L1400	L1200	L1000	L800	L600	L400	L200
Section Times	3:24.65 [3] (0:53.52)	2:31.12 [10] (0:13.28)	2:17.83 [10] (0:13.21)	2:04.62 [10] (0:13.36)	1:51.26 [10] (0:14.22)	1:37.04 [11] (0:13.10)	1:23.94 [11] (0:12.30)	1:11.64 [10] (0:12.76)	0:58.88 [10] (0:11.79)	0:47.09 [11] (0:11.76)	0:35.33 [12] (0:12.10)	0:23.23 [11] (0:11.63)	0:11.60 [10] (0:11.60)
Average Speed [km/h]	54.5	55.0	54.5	54.0	51.5	55.7	58.6	56.9	61.8	62.1	60.8	62.1	61.3
Top Speed [km/h]	58.9	58.5	55.9	55.7	52.9	58.0	60.2	60.4	63.2	63.0	61.9	62.8	62.5
Avg. Dist. to Rail [m]	3.1	3.3	1.3	1.6	2.8	2.4	1.2	2.8	3.3	3.3	3.7	5.6	7.9
Avg. Stride Freq. [Hz]	2.1	2.1	2.1	2.1	2.1	2.1	2.2	2.1	2.2	2.2	2.2	2.2	2.2
Avg. Stride Length [m]	7.1	7.2	7.2	7.0	6.9	7.1	7.3	7.2	7.6	7.8	7.7	7.8	7.6



- [] Ranking at each section and finish
- :-:- No data available at this section
- NA No data available

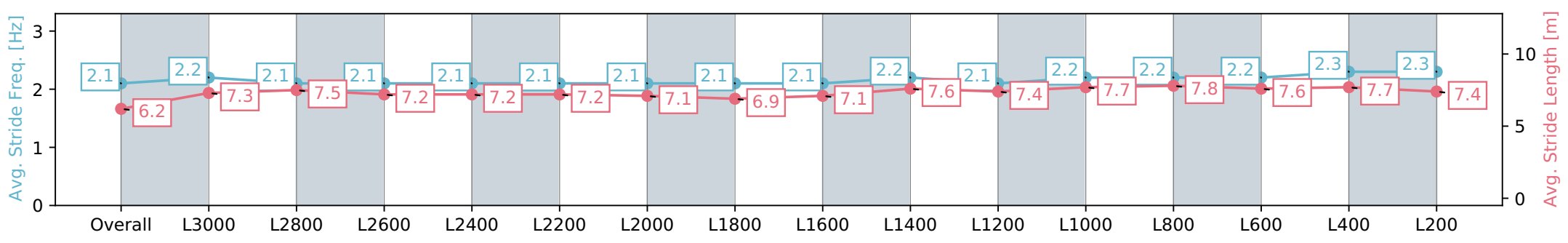
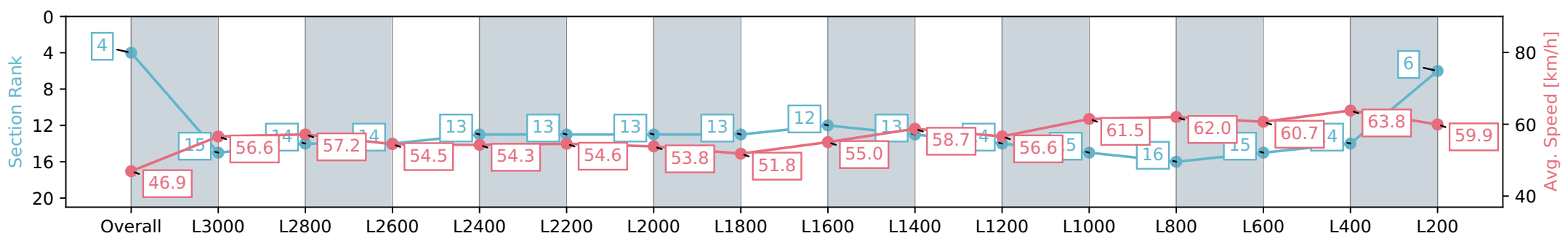
Horse/Jockey Name	FIERCE FLIGHT
Finish Rank	4
Fastest Section Time (Section)	0:11.56 (L400)
Top Speed [km/h] (Section)	63.3 (L1000)
Race State	Finished



Ellerslie NZ - Professional
 Race 9: BARFOOT & THOMPSON AUCKLAND CUP - 3200m
 09 March 2024 - 5:49PM
 Track Rating: Good 4, Weather: Fine, Rail Position: Out 5m From 1000m To 400m, Remainder Out 3m



Section	Overall	L2400	L2200	L2000	L1800	L1600	L1400	L1200	L1000	L800	L600	L400	L200
Section Times	3:24.78 [4] (0:53.36)	2:31.43 [9] (0:13.27)	2:18.16 [9] (0:13.07)	2:05.09 [8] (0:13.15)	1:51.94 [8] (0:14.13)	1:37.81 [8] (0:13.02)	1:24.79 [8] (0:12.55)	1:12.24 [9] (0:12.96)	0:59.28 [9] (0:11.88)	0:47.40 [9] (0:11.81)	0:35.59 [9] (0:11.96)	0:23.63 [6] (0:11.56)	0:12.07 [4] (0:12.07)
Average Speed [km/h]	54.4	54.7	55.2	54.7	51.5	55.9	57.4	55.8	60.8	61.4	61.0	62.3	59.2
Top Speed [km/h]	58.4	55.7	55.8	56.3	54.1	57.4	58.9	57.6	63.3	62.7	62.1	63.1	61.5
Avg. Dist. to Rail [m]	1.1	2.2	0.4	0.4	1.7	1.6	0.4	1.5	1.2	1.8	2.3	2.2	2.0
Avg. Stride Freq. [Hz]	2.2	2.1	2.1	2.1	2.1	2.1	2.2	2.1	2.2	2.2	2.2	2.2	2.2
Avg. Stride Length [m]	7.0	7.2	7.0	6.9	6.7	7.0	7.2	7.1	7.6	7.8	7.7	7.7	7.5



- [] Ranking at each section and finish
- :-:- No data available at this section
- NA No data available

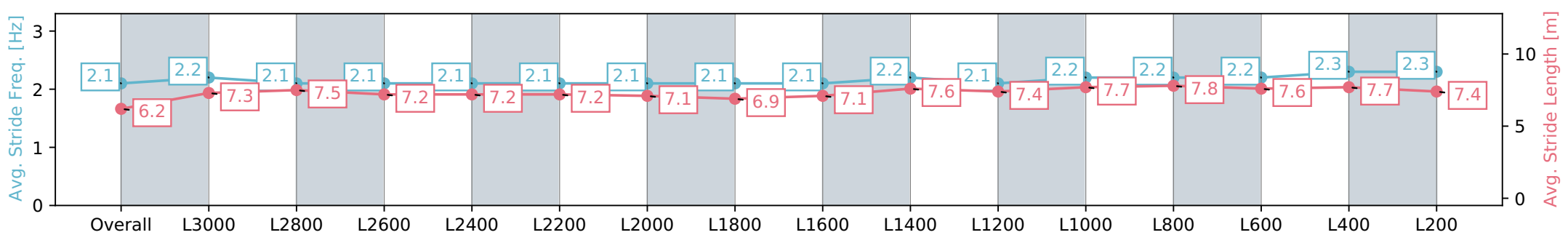
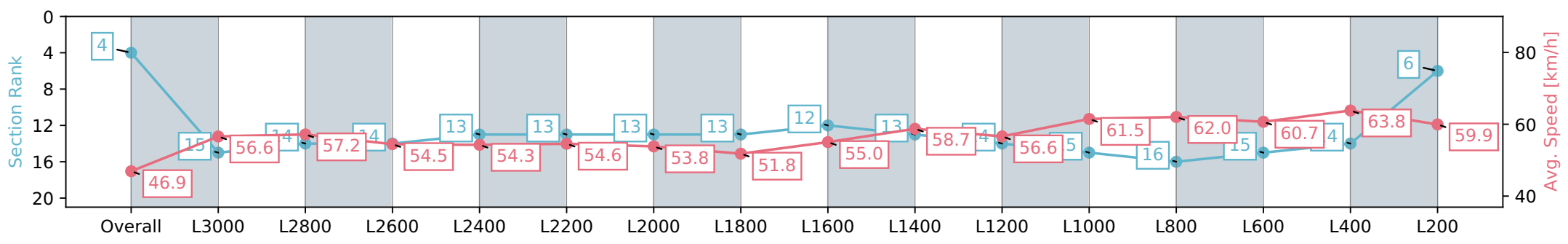
Horse/Jockey Name	ASTERIX
Finish Rank	4
Fastest Section Time (Section)	0:11.31 (L400)
Top Speed [km/h] (Section)	66.4 (L400)
Race State	Finished



Ellerslie NZ - Professional
 Race 9: BARFOOT & THOMPSON AUCKLAND CUP - 3200m
 09 March 2024 - 5:49PM
 Track Rating: Good 4, Weather: Fine, Rail Position: Out 5m From 1000m To 400m, Remainder Out 3m



Section	Overall	L2400	L2200	L2000	L1800	L1600	L1400	L1200	L1000	L800	L600	L400	L200
Section Times	3:24.78 [4] (0:53.96)	2:30.79 [13] (0:13.39)	2:17.40 [13] (0:13.19)	2:04.21 [13] (0:13.37)	1:50.84 [13] (0:14.07)	1:36.77 [12] (0:13.21)	1:23.56 [13] (0:12.26)	1:11.30 [14] (0:12.74)	0:58.56 [15] (0:11.72)	0:46.84 [16] (0:11.64)	0:35.20 [15] (0:12.00)	0:23.20 [14] (0:11.31)	0:11.89 [6] (0:11.89)
Average Speed [km/h]	53.8	54.3	54.6	53.8	51.8	55.0	58.7	56.6	61.5	62.0	60.7	63.8	59.9
Top Speed [km/h]	59.4	56.7	56.1	55.2	54.1	59.8	59.7	58.7	63.7	63.3	62.3	66.4	62.4
Avg. Dist. to Rail [m]	1.4	2.2	1.0	0.6	1.7	1.7	0.4	0.9	0.2	0.7	2.0	5.1	5.7
Avg. Stride Freq. [Hz]	2.1	2.1	2.1	2.1	2.1	2.1	2.1	2.2	2.1	2.2	2.2	2.3	2.3
Avg. Stride Length [m]	7.0	7.2	7.2	7.1	6.9	7.1	7.6	7.4	7.7	7.8	7.6	7.7	7.4



- [] Ranking at each section and finish
- :-:- No data available at this section
- NA No data available

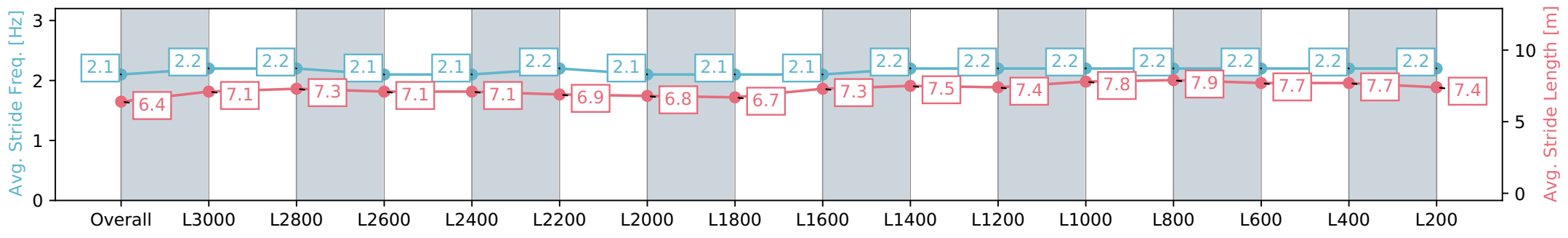
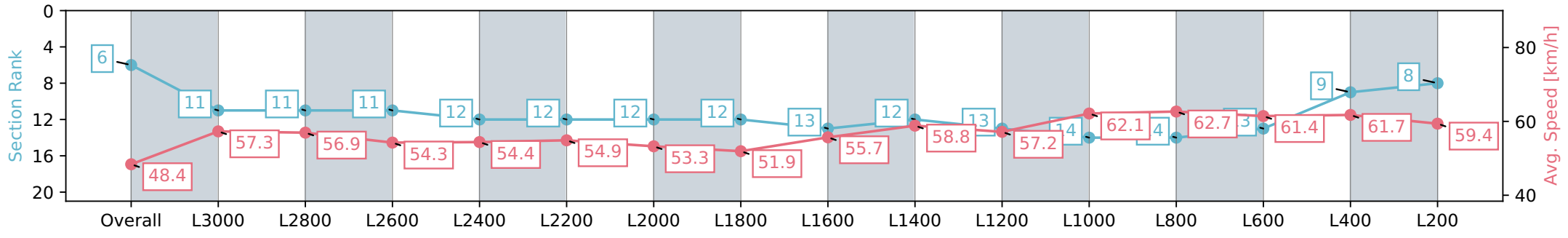
Horse/Jockey Name	TRUST IN YOU
Finish Rank	6
Fastest Section Time (Section)	0:11.64 (L1000)
Top Speed [km/h] (Section)	64.2 (L1000)
Race State	Finished



Ellerslie NZ - Professional
 Race 9: BARFOOT & THOMPSON AUCKLAND CUP - 3200m
 09 March 2024 - 5:49PM
 Track Rating: Good 4, Weather: Fine, Rail Position: Out 5m From 1000m To 400m, Remainder Out 3m



Section	Overall	L2400	L2200	L2000	L1800	L1600	L1400	L1200	L1000	L800	L600	L400	L200
Section Times	3:24.97 [6] (0:53.79)	2:31.17 [12] (0:13.45)	2:17.72 [12] (0:13.13)	2:04.59 [12] (0:13.55)	1:51.04 [12] (0:14.10)	1:36.94 [13] (0:13.12)	1:23.82 [12] (0:12.25)	1:11.57 [13] (0:12.65)	0:58.92 [14] (0:11.64)	0:47.28 [14] (0:11.66)	0:35.62 [13] (0:11.95)	0:23.67 [9] (0:11.69)	0:11.98 [8] (0:11.98)
Average Speed [km/h]	54.2	54.4	54.9	53.3	51.9	55.7	58.8	57.2	62.1	62.7	61.4	61.7	59.4
Top Speed [km/h]	58.3	56.5	56.4	53.6	54.0	59.2	59.5	58.8	64.2	64.2	62.2	63.0	60.8
Avg. Dist. to Rail [m]	3.2	3.4	1.8	1.4	2.8	2.4	0.9	1.8	1.5	2.9	3.4	4.8	6.8
Avg. Stride Freq. [Hz]	2.2	2.1	2.2	2.1	2.1	2.1	2.1	2.2	2.2	2.2	2.2	2.2	2.2
Avg. Stride Length [m]	7.0	7.1	6.9	6.8	6.7	7.3	7.5	7.4	7.8	7.9	7.7	7.7	7.4



- [] Ranking at each section and finish
- :-:- No data available at this section
- NA No data available

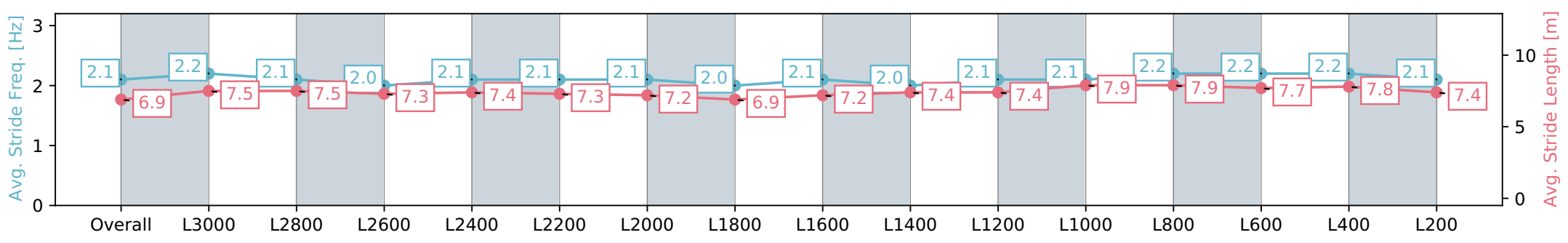
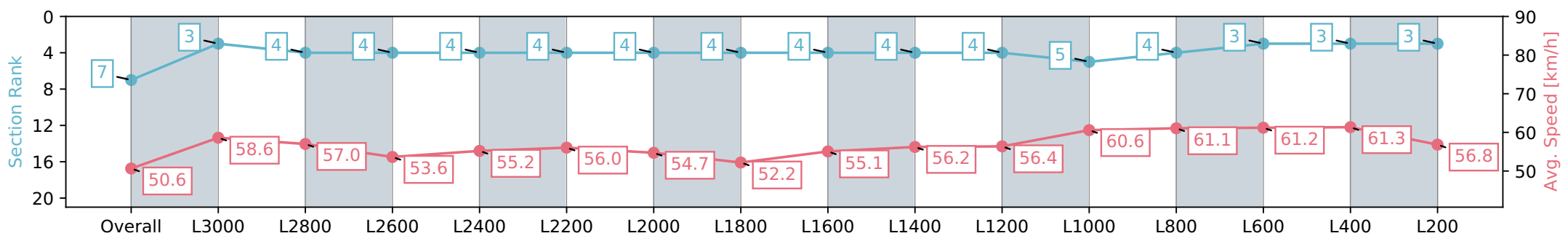
Horse/Jockey Name	WHANGAEHU
Finish Rank	7
Fastest Section Time (Section)	0:11.75 (L400)
Top Speed [km/h] (Section)	62.8 (L400)
Race State	Finished



Ellerslie NZ - Professional
 Race 9: BARFOOT & THOMPSON AUCKLAND CUP - 3200m
 09 March 2024 - 5:49PM
 Track Rating: Good 4, Weather: Fine, Rail Position: Out 5m From 1000m To 400m, Remainder Out 3m



Section	Overall	L2400	L2200	L2000	L1800	L1600	L1400	L1200	L1000	L800	L600	L400	L200
Section Times	3:25.07 [7] (0:52.73)	2:32.32 [4] (0:13.15)	2:19.17 [4] (0:12.86)	2:06.31 [4] (0:13.18)	1:53.13 [4] (0:14.05)	1:39.08 [4] (0:13.26)	1:25.82 [4] (0:12.80)	1:13.02 [4] (0:12.85)	1:00.17 [5] (0:11.94)	0:48.23 [4] (0:11.94)	0:36.29 [3] (0:12.01)	0:24.28 [3] (0:11.75)	0:12.53 [3] (0:12.53)
Average Speed [km/h]	55.0	55.2	56.0	54.7	52.2	55.1	56.2	56.4	60.6	61.1	61.2	61.3	56.8
Top Speed [km/h]	60.6	56.8	57.1	55.7	55.1	57.1	57.2	57.7	62.0	62.2	62.1	62.8	59.4
Avg. Dist. to Rail [m]	1.9	1.8	0.6	1.3	2.6	2.4	1.3	2.2	1.5	2.5	3.5	2.8	3.5
Avg. Stride Freq. [Hz]	2.1	2.1	2.1	2.1	2.0	2.1	2.0	2.1	2.1	2.2	2.2	2.2	2.1
Avg. Stride Length [m]	7.3	7.4	7.3	7.2	6.9	7.2	7.4	7.4	7.9	7.9	7.7	7.8	7.4



Report Created: Sat 09 March 2024 16:06:58 GMT+11 (Note: Timing is based on positional data)

- [] Ranking at each section and finish
- :-:- No data available at this section
- NA No data available



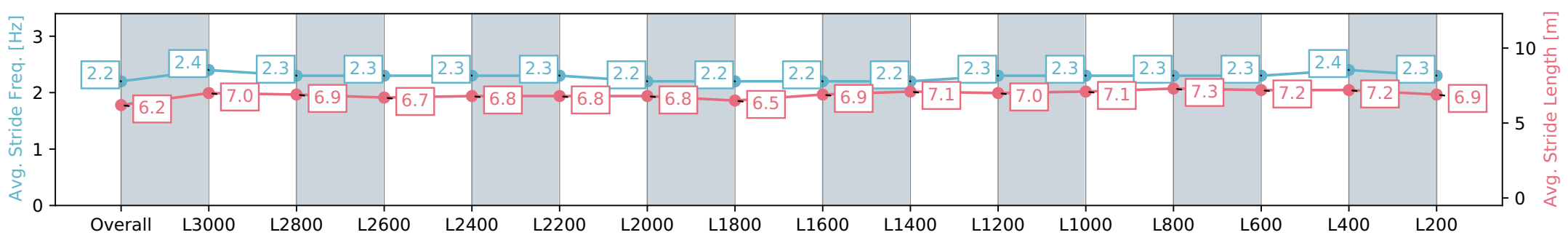
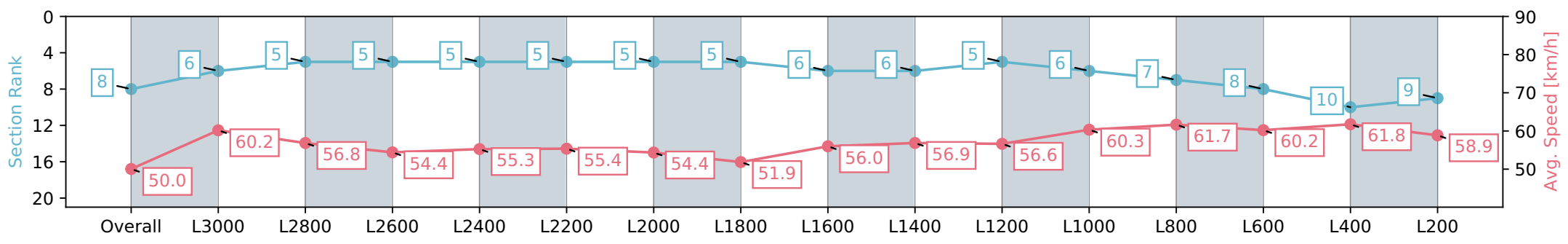
Horse/Jockey Name	ROGER THAT
Finish Rank	8
Fastest Section Time (Section)	0:11.69 (L400)
Top Speed [km/h] (Section)	63.3 (L400)
Race State	Finished



Ellerslie NZ - Professional
 Race 9: BARFOOT & THOMPSON AUCKLAND CUP - 3200m
 09 March 2024 - 5:49PM
 Track Rating: Good 4, Weather: Fine, Rail Position: Out 5m From 1000m To 400m, Remainder Out 3m



Section	Overall	L2400	L2200	L2000	L1800	L1600	L1400	L1200	L1000	L800	L600	L400	L200
Section Times	3:25.10 [8] (0:52.81)	2:32.28 [5] (0:13.25)	2:19.03 [5] (0:13.01)	2:06.02 [5] (0:13.26)	1:52.76 [5] (0:14.13)	1:38.63 [6] (0:13.14)	1:25.49 [6] (0:12.65)	1:12.84 [5] (0:12.85)	0:59.99 [6] (0:12.08)	0:47.91 [7] (0:11.86)	0:36.05 [8] (0:12.26)	0:23.79 [10] (0:11.69)	0:12.10 [9] (0:12.10)
Average Speed [km/h]	55.4	55.3	55.4	54.4	51.9	56.0	56.9	56.6	60.3	61.7	60.2	61.8	58.9
Top Speed [km/h]	62.8	57.3	56.3	55.9	56.0	58.1	59.0	57.2	62.3	62.4	61.1	63.3	60.8
Avg. Dist. to Rail [m]	5.1	3.7	2.1	1.5	2.5	3.9	2.6	3.6	3.1	3.2	4.4	5.7	6.8
Avg. Stride Freq. [Hz]	2.3	2.3	2.3	2.2	2.2	2.2	2.2	2.3	2.3	2.3	2.3	2.4	2.3
Avg. Stride Length [m]	6.7	6.8	6.8	6.8	6.5	6.9	7.1	7.0	7.1	7.3	7.2	7.2	6.9



- [] Ranking at each section and finish
- :-:- No data available at this section
- NA No data available

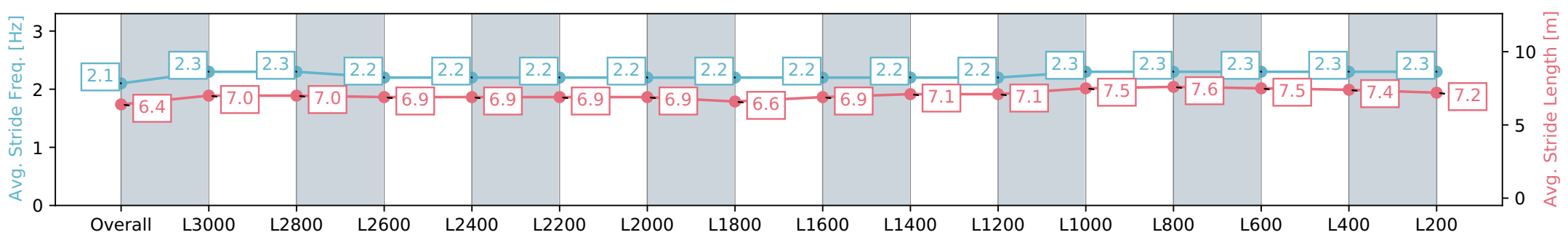
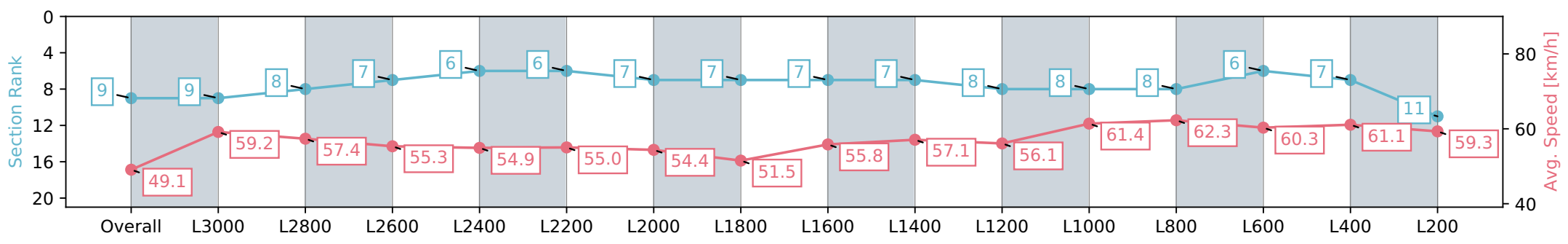
Horse/Jockey Name	CANHEROC
Finish Rank	9
Fastest Section Time (Section)	0:11.76 (L800)
Top Speed [km/h] (Section)	63.6 (L1000)
Race State	Finished



Ellerslie NZ - Professional
 Race 9: BARFOOT & THOMPSON AUCKLAND CUP - 3200m
 09 March 2024 - 5:49PM
 Track Rating: Good 4, Weather: Fine, Rail Position: Out 5m From 1000m To 400m, Remainder Out 3m



Section	Overall	L2400	L2200	L2000	L1800	L1600	L1400	L1200	L1000	L800	L600	L400	L200
Section Times	3:25.13 [9] (0:52.94)	2:32.21 [6] (0:13.34)	2:18.87 [6] (0:13.10)	2:05.77 [7] (0:13.25)	1:52.52 [7] (0:14.20)	1:38.32 [7] (0:13.10)	1:25.22 [7] (0:12.62)	1:12.60 [8] (0:12.90)	0:59.70 [8] (0:11.83)	0:47.87 [8] (0:11.76)	0:36.11 [6] (0:12.27)	0:23.84 [7] (0:11.81)	0:12.03 [11] (0:12.03)
Average Speed [km/h]	55.2	54.9	55.0	54.4	51.5	55.8	57.1	56.1	61.4	62.3	60.3	61.1	59.3
Top Speed [km/h]	60.8	55.6	55.7	56.4	55.5	56.7	58.1	57.7	63.6	62.7	61.5	61.6	61.0
Avg. Dist. to Rail [m]	4.7	3.8	1.8	1.4	2.6	2.4	1.1	2.4	2.3	3.1	4.9	8.5	12.4
Avg. Stride Freq. [Hz]	2.2	2.2	2.2	2.2	2.2	2.2	2.2	2.2	2.3	2.3	2.3	2.3	2.3
Avg. Stride Length [m]	6.8	6.9	6.9	6.9	6.6	6.9	7.1	7.1	7.5	7.6	7.5	7.4	7.2



Report Created: Sat 09 March 2024 16:07:10 GMT+11 (Note: Timing is based on positional data)

- [] Ranking at each section and finish
- :-:- No data available at this section
- NA No data available

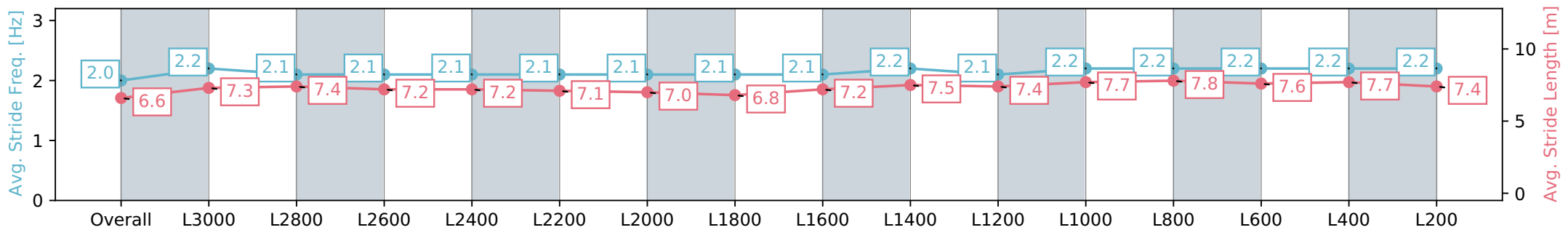
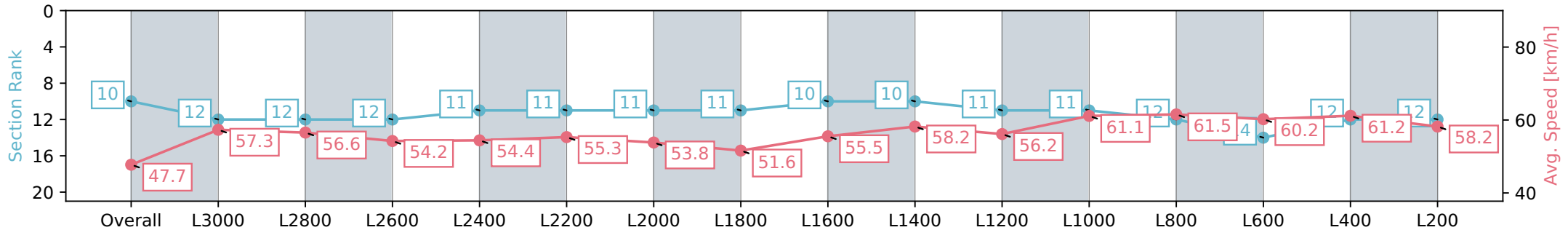
Horse/Jockey Name	PRISE DE FER
Finish Rank	10
Fastest Section Time (Section)	0:11.76 (L800)
Top Speed [km/h] (Section)	63.0 (L1000)
Race State	Finished



Ellerslie NZ - Professional
 Race 9: BARFOOT & THOMPSON AUCKLAND CUP - 3200m
 09 March 2024 - 5:49PM
 Track Rating: Good 4, Weather: Fine, Rail Position: Out 5m From 1000m To 400m, Remainder Out 3m



Section	Overall	L2400	L2200	L2000	L1800	L1600	L1400	L1200	L1000	L800	L600	L400	L200
Section Times	3:25.47 [10] (0:53.77)	2:31.69 [11] (0:13.33)	2:18.36 [11] (0:13.02)	2:05.34 [11] (0:13.37)	1:51.97 [11] (0:14.09)	1:37.88 [10] (0:13.06)	1:24.82 [10] (0:12.38)	1:12.44 [11] (0:12.82)	0:59.62 [11] (0:11.80)	0:47.82 [12] (0:11.76)	0:36.06 [14] (0:12.03)	0:24.03 [12] (0:11.79)	0:12.24 [12] (0:12.24)
Average Speed [km/h]	54.0	54.4	55.3	53.8	51.6	55.5	58.2	56.2	61.1	61.5	60.2	61.2	58.2
Top Speed [km/h]	58.8	56.0	56.7	55.0	53.3	58.1	58.8	57.4	63.0	62.8	61.3	61.6	59.8
Avg. Dist. to Rail [m]	1.5	1.5	0.4	0.3	1.4	1.3	0.3	0.5	0.3	0.9	1.4	0.8	2.3
Avg. Stride Freq. [Hz]	2.1	2.1	2.1	2.1	2.1	2.1	2.2	2.1	2.2	2.2	2.2	2.2	2.2
Avg. Stride Length [m]	7.1	7.2	7.1	7.0	6.8	7.2	7.5	7.4	7.7	7.8	7.6	7.7	7.4



Report Created: Sat 09 March 2024 16:07:16 GMT+11 (Note: Timing is based on positional data)

- [] Ranking at each section and finish
- :-:- No data available at this section
- NA No data available



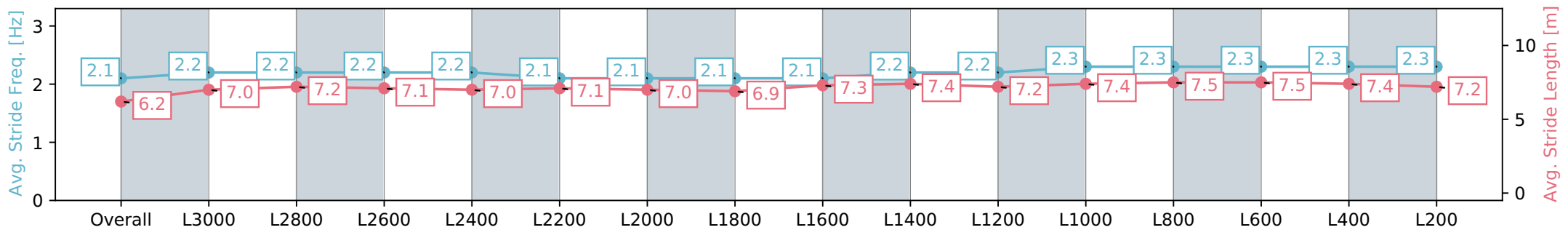
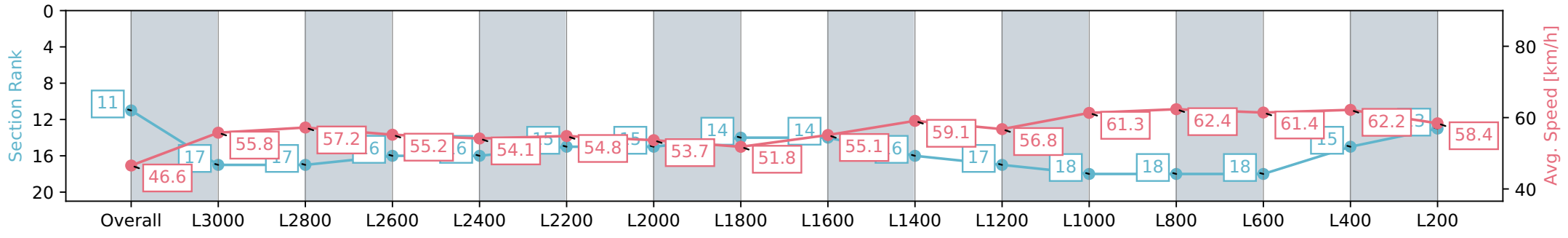
Horse/Jockey Name	TERRA MITICA
Finish Rank	11
Fastest Section Time (Section)	0:11.59 (L400)
Top Speed [km/h] (Section)	64.6 (L800)
Race State	Finished



Ellerslie NZ - Professional
 Race 9: BARFOOT & THOMPSON AUCKLAND CUP - 3200m
 09 March 2024 - 5:49PM
 Track Rating: Good 4, Weather: Fine, Rail Position: Out 5m From 1000m To 400m, Remainder Out 3m



Section	Overall	L2400	L2200	L2000	L1800	L1600	L1400	L1200	L1000	L800	L600	L400	L200
Section Times	3:25.53 [11] (0:54.33)	2:31.18 [16] (0:13.40)	2:17.78 [15] (0:13.13)	2:04.65 [15] (0:13.41)	1:51.24 [14] (0:14.00)	1:37.24 [14] (0:13.18)	1:24.06 [16] (0:12.19)	1:11.87 [17] (0:12.72)	0:59.15 [18] (0:11.81)	0:47.34 [18] (0:11.69)	0:35.65 [18] (0:11.86)	0:23.79 [15] (0:11.59)	0:12.20 [13] (0:12.20)
Average Speed [km/h]	53.7	54.1	54.8	53.7	51.8	55.1	59.1	56.8	61.3	62.4	61.4	62.2	58.4
Top Speed [km/h]	59.1	57.9	57.3	54.6	54.4	59.6	59.9	59.1	64.0	64.6	63.0	63.6	60.3
Avg. Dist. to Rail [m]	4.1	1.5	0.3	0.7	1.4	1.3	0.5	1.4	1.5	2.8	1.9	3.6	6.2
Avg. Stride Freq. [Hz]	2.2	2.2	2.1	2.1	2.1	2.1	2.2	2.2	2.3	2.3	2.3	2.3	2.3
Avg. Stride Length [m]	6.9	7.0	7.1	7.0	6.9	7.3	7.4	7.2	7.4	7.5	7.5	7.4	7.2



Report Created: Sat 09 March 2024 16:07:21 GMT+11 (Note: Timing is based on positional data)

- [] Ranking at each section and finish
- :-:- No data available at this section
- NA No data available

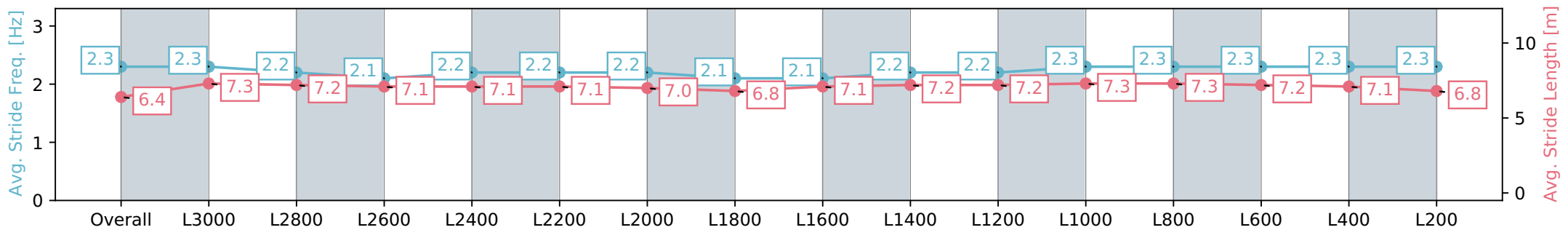
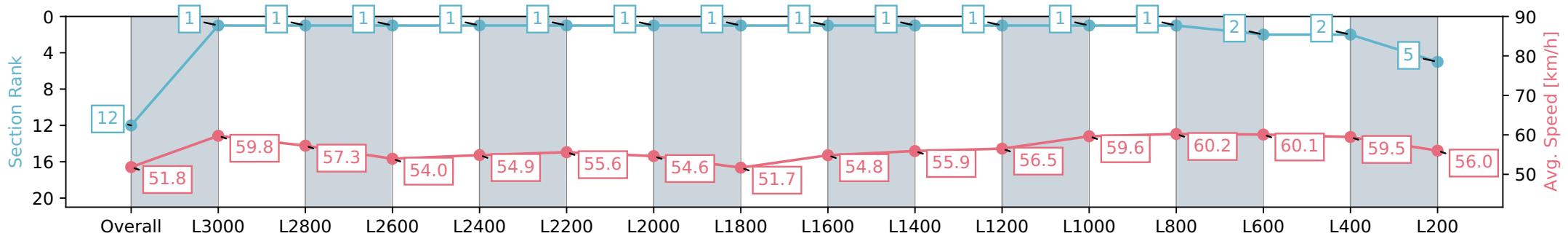
Horse/Jockey Name	MY MAEBELLINE GIRL
Finish Rank	12
Fastest Section Time (Section)	0:12.07 (L3000)
Top Speed [km/h] (Section)	62.7 (Overall)
Race State	Finished



Ellerslie NZ - Professional
 Race 9: BARFOOT & THOMPSON AUCKLAND CUP - 3200m
 09 March 2024 - 5:49PM
 Track Rating: Good 4, Weather: Fine, Rail Position: Out 5m From 1000m To 400m, Remainder Out 3m



Section	Overall	L2400	L2200	L2000	L1800	L1600	L1400	L1200	L1000	L800	L600	L400	L200
Section Times	3:25.54 [12] (0:51.97)	2:33.56 [1] (0:13.23)	2:20.33 [1] (0:12.95)	2:07.38 [1] (0:13.19)	1:54.19 [1] (0:14.11)	1:40.08 [1] (0:13.26)	1:26.82 [1] (0:12.88)	1:13.94 [1] (0:12.81)	1:01.13 [1] (0:12.10)	0:49.03 [1] (0:12.11)	0:36.92 [2] (0:12.07)	0:24.85 [2] (0:12.12)	0:12.73 [5] (0:12.73)
Average Speed [km/h]	55.7	54.9	55.6	54.6	51.7	54.8	55.9	56.5	59.6	60.2	60.1	59.5	56.0
Top Speed [km/h]	62.7	56.4	56.2	55.2	53.5	56.4	56.7	58.4	60.7	60.8	61.4	60.6	57.5
Avg. Dist. to Rail [m]	1.0	1.8	0.6	0.3	2.1	1.5	0.4	1.4	1.2	2.2	1.6	1.1	1.4
Avg. Stride Freq. [Hz]	2.2	2.2	2.2	2.2	2.1	2.1	2.2	2.2	2.3	2.3	2.3	2.3	2.3
Avg. Stride Length [m]	7.0	7.1	7.1	7.0	6.8	7.1	7.2	7.2	7.3	7.3	7.2	7.1	6.8



Report Created: Sat 09 March 2024 16:07:30 GMT+11 (Note: Timing is based on positional data)

- [] Ranking at each section and finish
- :-:- No data available at this section
- NA No data available

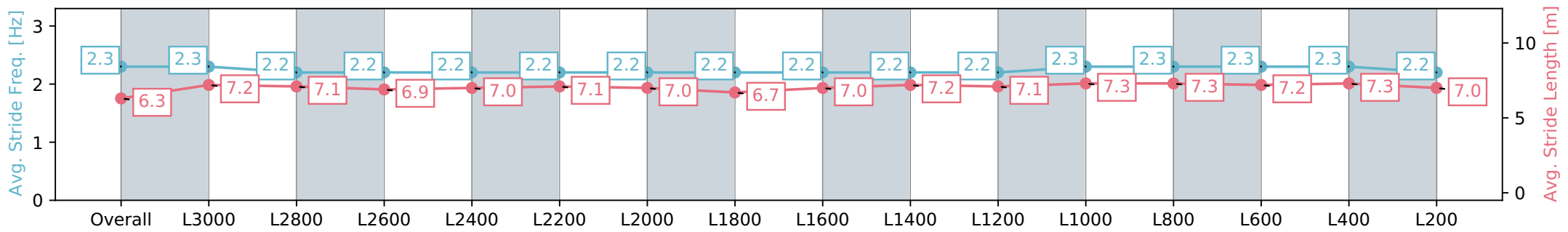
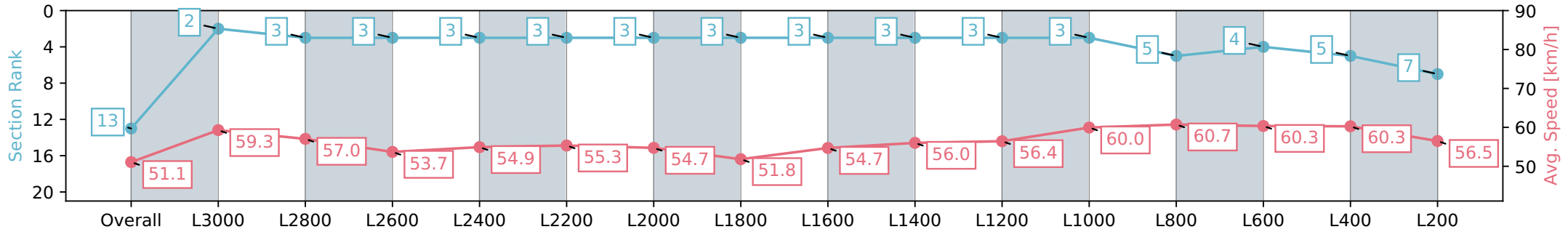
Horse/Jockey Name	KHAN HUNTER
Finish Rank	13
Fastest Section Time (Section)	0:11.96 (L400)
Top Speed [km/h] (Section)	62.4 (L800)
Race State	Finished



Ellerslie NZ - Professional
 Race 9: BARFOOT & THOMPSON AUCKLAND CUP - 3200m
 09 March 2024 - 5:49PM
 Track Rating: Good 4, Weather: Fine, Rail Position: Out 5m From 1000m To 400m, Remainder Out 3m



Section	Overall	L2400	L2200	L2000	L1800	L1600	L1400	L1200	L1000	L800	L600	L400	L200
Section Times	3:25.55 [13] (0:52.35)	2:33.18 [3] (0:13.24)	2:19.94 [3] (0:13.01)	2:06.93 [3] (0:13.15)	1:53.78 [3] (0:14.04)	1:39.74 [3] (0:13.33)	1:26.41 [3] (0:12.86)	1:13.55 [3] (0:12.82)	1:00.73 [3] (0:12.05)	0:48.68 [5] (0:11.97)	0:36.71 [4] (0:12.13)	0:24.58 [5] (0:11.96)	0:12.62 [7] (0:12.62)
Average Speed [km/h]	55.3	54.9	55.3	54.7	51.8	54.7	56.0	56.4	60.0	60.7	60.3	60.3	56.5
Top Speed [km/h]	62.0	56.3	56.2	55.8	54.1	57.4	57.4	58.1	61.0	62.4	61.1	61.9	58.8
Avg. Dist. to Rail [m]	2.0	2.2	1.2	0.5	1.6	2.1	0.4	1.4	1.0	2.3	2.9	4.2	4.4
Avg. Stride Freq. [Hz]	2.2	2.2	2.2	2.2	2.2	2.2	2.2	2.2	2.3	2.3	2.3	2.3	2.2
Avg. Stride Length [m]	6.9	7.0	7.1	7.0	6.7	7.0	7.2	7.1	7.3	7.3	7.2	7.3	7.0



Report Created: Sat 09 March 2024 16:07:36 GMT+11 (Note: Timing is based on positional data)

- [] Ranking at each section and finish
- :-:- No data available at this section
- NA No data available



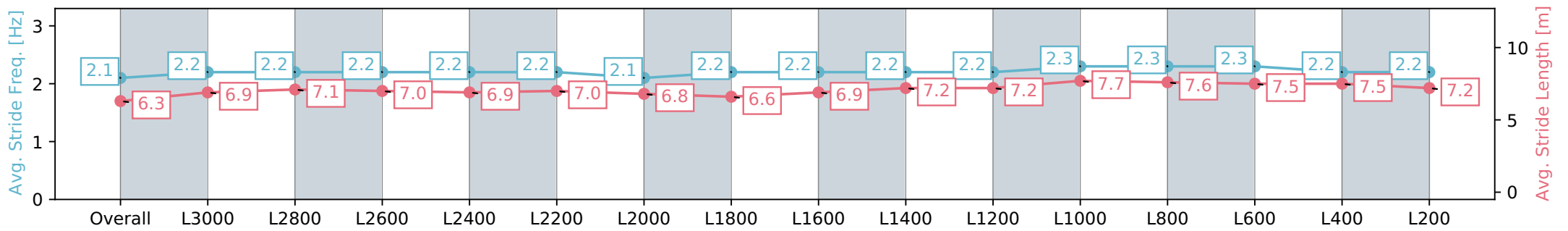
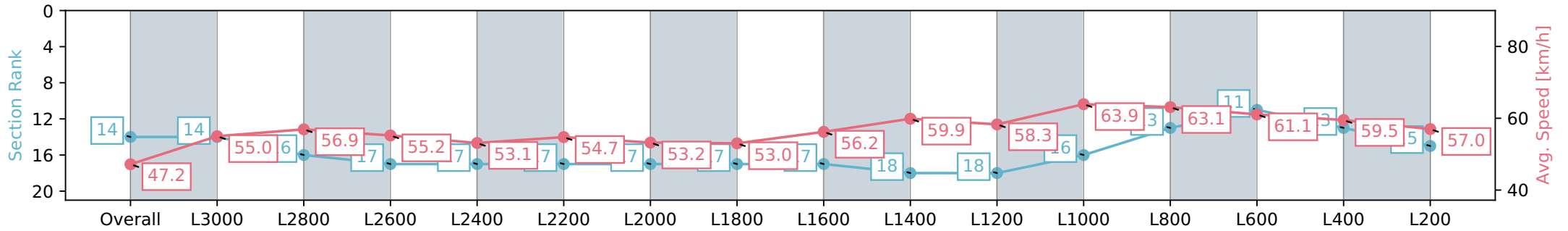
Horse/Jockey Name	WAISAKE
Finish Rank	14
Fastest Section Time (Section)	0:11.43 (L1000)
Top Speed [km/h] (Section)	65.0 (L1000)
Race State	Finished



Ellerslie NZ - Professional
 Race 9: BARFOOT & THOMPSON AUCKLAND CUP - 3200m
 09 March 2024 - 5:49PM
 Track Rating: Good 4, Weather: Fine, Rail Position: Out 5m From 1000m To 400m, Remainder Out 3m



Section	Overall	L2400	L2200	L2000	L1800	L1600	L1400	L1200	L1000	L800	L600	L400	L200
Section Times	3:26.12 [14] (0:54.41)	2:31.68 [17] (0:13.78)	2:17.90 [17] (0:13.15)	2:04.75 [17] (0:13.54)	1:51.21 [17] (0:13.79)	1:37.42 [17] (0:13.02)	1:24.40 [18] (0:12.05)	1:12.35 [18] (0:12.46)	0:59.89 [16] (0:11.43)	0:48.46 [13] (0:11.62)	0:36.84 [11] (0:12.22)	0:24.62 [13] (0:12.12)	0:12.50 [15] (0:12.50)
Average Speed [km/h]	53.6	53.1	54.7	53.2	53.0	56.2	59.9	58.3	63.9	63.1	61.1	59.5	57.0
Top Speed [km/h]	58.6	57.9	57.9	54.3	56.7	59.2	60.5	61.0	65.0	64.6	61.6	60.7	58.4
Avg. Dist. to Rail [m]	3.4	3.5	1.9	1.5	2.4	2.6	1.7	3.7	3.7	4.0	6.0	7.6	7.5
Avg. Stride Freq. [Hz]	2.2	2.2	2.2	2.1	2.2	2.2	2.2	2.2	2.3	2.3	2.3	2.2	2.2
Avg. Stride Length [m]	6.8	6.9	7.0	6.8	6.6	6.9	7.2	7.2	7.7	7.6	7.5	7.5	7.2



Report Created: Sat 09 March 2024 16:07:42 GMT+11 (Note: Timing is based on positional data)

- [] Ranking at each section and finish
- :-:- No data available at this section
- NA No data available



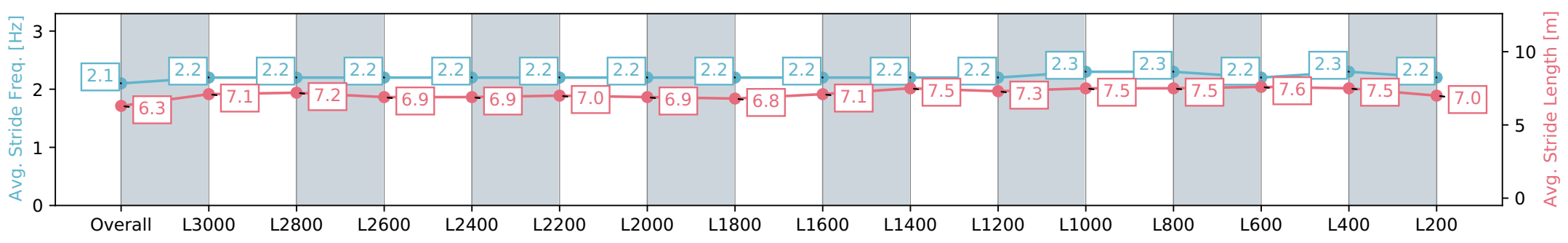
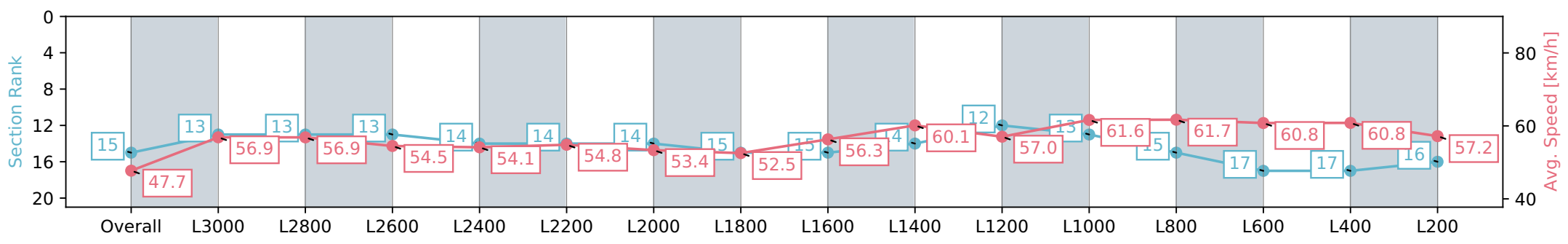
Horse/Jockey Name	NEST EGG
Finish Rank	15
Fastest Section Time (Section)	0:11.83 (L1000)
Top Speed [km/h] (Section)	63.0 (L1000)
Race State	Finished



Ellerslie NZ - Professional
 Race 9: BARFOOT & THOMPSON AUCKLAND CUP - 3200m
 09 March 2024 - 5:49PM
 Track Rating: Good 4, Weather: Fine, Rail Position: Out 5m From 1000m To 400m, Remainder Out 3m



Section	Overall	L2400	L2200	L2000	L1800	L1600	L1400	L1200	L1000	L800	L600	L400	L200
Section Times	3:26.17 [15] (0:54.12)	2:32.03 [14] (0:13.49)	2:18.54 [14] (0:13.13)	2:05.41 [14] (0:13.56)	1:51.85 [15] (0:13.97)	1:37.88 [15] (0:12.97)	1:24.91 [14] (0:11.98)	1:12.93 [12] (0:12.70)	1:00.23 [13] (0:11.83)	0:48.40 [15] (0:11.93)	0:36.47 [17] (0:12.15)	0:24.32 [17] (0:11.86)	0:12.46 [16] (0:12.46)
Average Speed [km/h]	54.0	54.1	54.8	53.4	52.5	56.3	60.1	57.0	61.6	61.7	60.8	60.8	57.2
Top Speed [km/h]	58.7	56.7	56.8	54.5	55.8	61.7	61.6	60.7	63.0	62.4	62.3	62.0	58.9
Avg. Dist. to Rail [m]	3.8	3.1	1.9	2.2	3.1	2.5	0.3	2.2	3.1	4.5	4.7	5.5	5.9
Avg. Stride Freq. [Hz]	2.2	2.2	2.2	2.2	2.2	2.2	2.2	2.2	2.3	2.3	2.2	2.3	2.2
Avg. Stride Length [m]	6.9	6.9	7.0	6.9	6.8	7.1	7.5	7.3	7.5	7.5	7.6	7.5	7.0



Report Created: Sat 09 March 2024 16:07:48 GMT+11 (Note: Timing is based on positional data)

- [] Ranking at each section and finish
- :-:- No data available at this section
- NA No data available



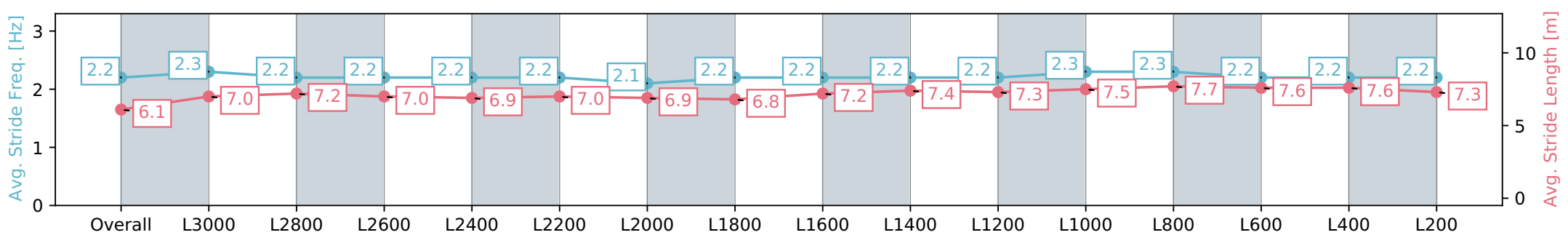
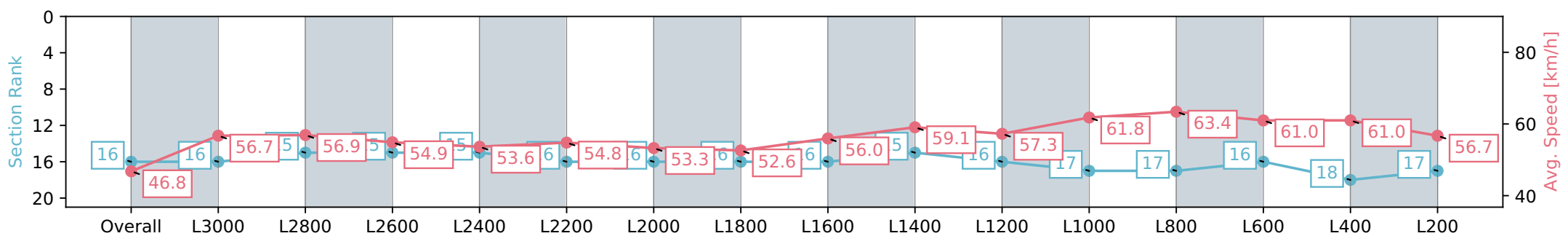
Horse/Jockey Name	DIONYSUS
Finish Rank	16
Fastest Section Time (Section)	0:11.60 (L800)
Top Speed [km/h] (Section)	65.8 (L1000)
Race State	Finished



Ellerslie NZ - Professional
 Race 9: BARFOOT & THOMPSON AUCKLAND CUP - 3200m
 09 March 2024 - 5:49PM
 Track Rating: Good 4, Weather: Fine, Rail Position: Out 5m From 1000m To 400m, Remainder Out 3m



Section	Overall	L2400	L2200	L2000	L1800	L1600	L1400	L1200	L1000	L800	L600	L400	L200
Section Times	3:26.27 [16] (0:54.25)	2:31.99 [15] (0:13.62)	2:18.37 [16] (0:13.15)	2:05.22 [16] (0:13.53)	1:51.69 [16] (0:13.87)	1:37.82 [16] (0:13.01)	1:24.81 [15] (0:12.18)	1:12.63 [16] (0:12.66)	0:59.97 [17] (0:11.73)	0:48.24 [17] (0:11.60)	0:36.64 [16] (0:12.24)	0:24.40 [18] (0:11.84)	0:12.56 [17] (0:12.56)
Average Speed [km/h]	53.8	53.6	54.8	53.3	52.6	56.0	59.1	57.3	61.8	63.4	61.0	61.0	56.7
Top Speed [km/h]	59.2	57.6	57.1	54.4	55.6	60.1	60.1	59.0	65.8	65.7	63.6	62.3	58.9
Avg. Dist. to Rail [m]	3.4	3.5	1.7	1.2	2.1	1.7	1.4	2.2	2.3	4.1	6.2	8.9	9.1
Avg. Stride Freq. [Hz]	2.2	2.2	2.2	2.1	2.2	2.2	2.2	2.2	2.3	2.3	2.2	2.2	2.2
Avg. Stride Length [m]	6.8	6.9	7.0	6.9	6.8	7.2	7.4	7.3	7.5	7.7	7.6	7.6	7.3



- [] Ranking at each section and finish
- :-:- No data available at this section
- NA No data available

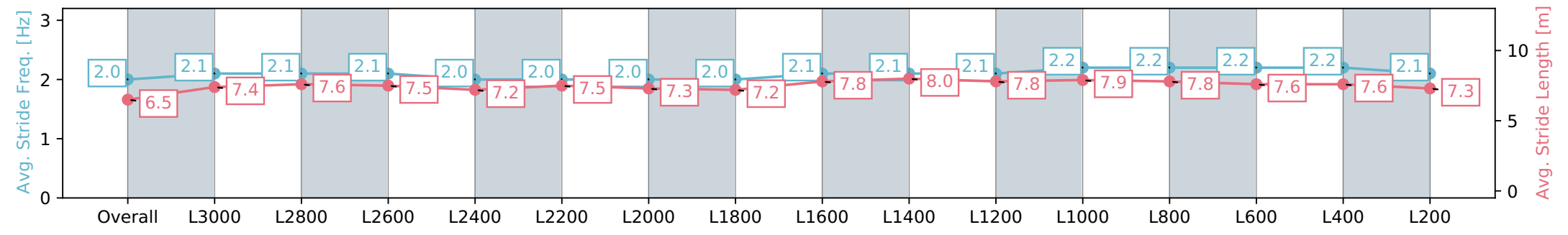
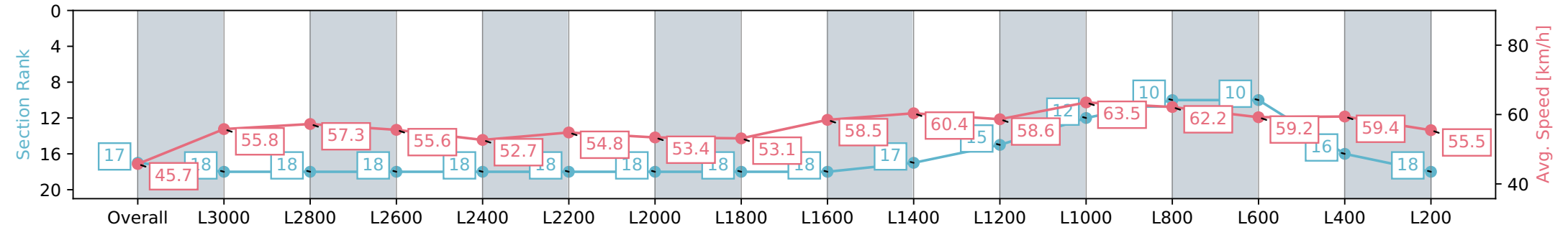
Horse/Jockey Name	UAREASTAR
Finish Rank	17
Fastest Section Time (Section)	0:11.49 (L1000)
Top Speed [km/h] (Section)	65.2 (L1000)
Race State	Finished



Ellerslie NZ - Professional
 Race 9: BARFOOT & THOMPSON AUCKLAND CUP - 3200m
 09 March 2024 - 5:49PM
 Track Rating: Good 4, Weather: Fine, Rail Position: Out 5m From 1000m To 400m, Remainder Out 3m



Section	Overall	L2400	L2200	L2000	L1800	L1600	L1400	L1200	L1000	L800	L600	L400	L200
Section Times	3:26.83 [17] (0:54.65)	2:32.16 [18] (0:13.89)	2:18.27 [18] (0:13.14)	2:05.13 [18] (0:13.50)	1:51.63 [18] (0:13.81)	1:37.82 [18] (0:12.57)	1:25.24 [17] (0:11.95)	1:13.29 [15] (0:12.37)	1:00.92 [12] (0:11.49)	0:49.43 [10] (0:11.85)	0:37.58 [10] (0:12.60)	0:24.98 [16] (0:12.16)	0:12.82 [18] (0:12.82)
Average Speed [km/h]	53.6	52.7	54.8	53.4	53.1	58.5	60.4	58.6	63.5	62.2	59.2	59.4	55.5
Top Speed [km/h]	59.6	58.3	58.7	54.6	58.3	60.6	60.8	61.3	65.2	63.3	60.6	60.6	57.7
Avg. Dist. to Rail [m]	4.7	3.6	2.5	1.6	2.7	3.7	1.7	3.0	3.7	4.6	6.1	8.2	9.0
Avg. Stride Freq. [Hz]	2.1	2.0	2.0	2.0	2.0	2.1	2.1	2.1	2.2	2.2	2.2	2.2	2.1
Avg. Stride Length [m]	7.2	7.2	7.5	7.3	7.2	7.8	8.0	7.8	7.9	7.8	7.6	7.6	7.3



Report Created: Sat 09 March 2024 16:08:00 GMT+11 (Note: Timing is based on positional data)

- [] Ranking at each section and finish
- :-:- No data available at this section
- NA No data available



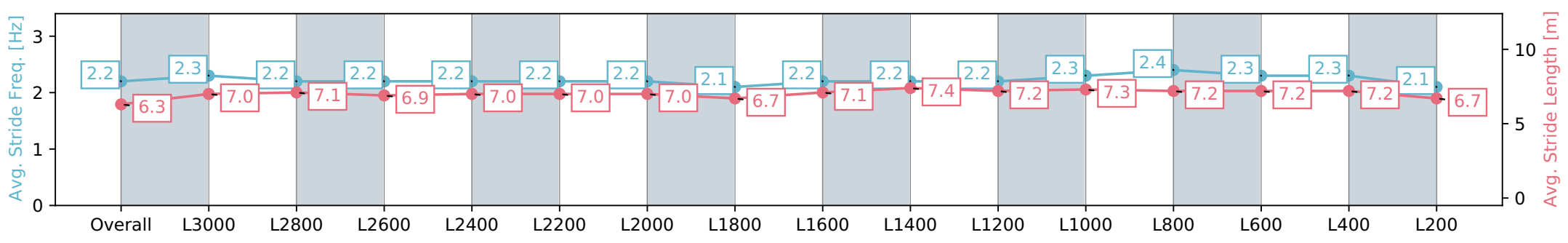
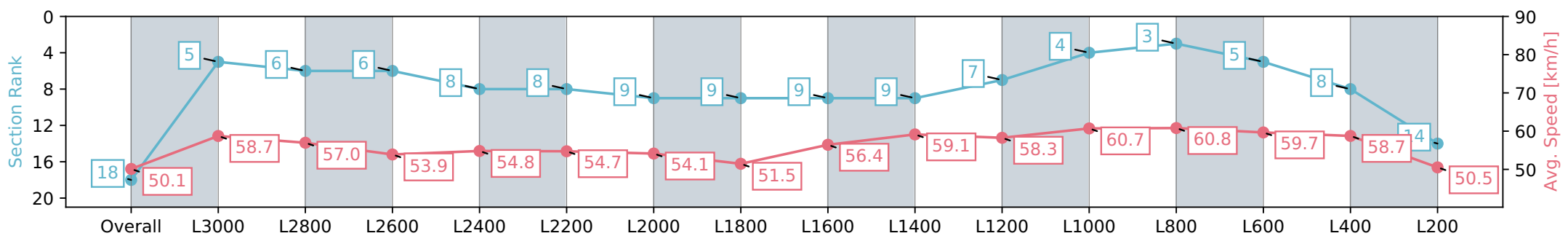
Horse/Jockey Name	OCEAN BILLY
Finish Rank	18
Fastest Section Time (Section)	0:11.98 (L1000)
Top Speed [km/h] (Section)	62.0 (L800)
Race State	Finished



Ellerslie NZ - Professional
 Race 9: BARFOOT & THOMPSON AUCKLAND CUP - 3200m
 09 March 2024 - 5:49PM
 Track Rating: Good 4, Weather: Fine, Rail Position: Out 5m From 1000m To 400m, Remainder Out 3m



Section	Overall	L2400	L2200	L2000	L1800	L1600	L1400	L1200	L1000	L800	L600	L400	L200
Section Times	3:27.64 [18] (0:53.27)	2:34.37 [8] (0:13.32)	2:21.05 [8] (0:13.16)	2:07.89 [9] (0:13.30)	1:54.59 [9] (0:14.18)	1:40.41 [9] (0:12.93)	1:27.48 [9] (0:12.18)	1:15.30 [7] (0:12.49)	1:02.81 [4] (0:11.98)	0:50.83 [3] (0:12.08)	0:38.75 [5] (0:12.40)	0:26.35 [8] (0:12.28)	0:14.07 [14] (0:14.07)
Average Speed [km/h]	54.9	54.8	54.7	54.1	51.5	56.4	59.1	58.3	60.7	60.8	59.7	58.7	50.5
Top Speed [km/h]	61.0	55.9	55.9	55.6	54.1	57.7	60.3	60.1	61.8	62.0	60.4	60.6	56.3
Avg. Dist. to Rail [m]	5.0	2.8	1.0	0.7	2.0	2.5	2.1	3.7	2.9	4.2	4.6	5.6	6.5
Avg. Stride Freq. [Hz]	2.2	2.2	2.2	2.2	2.1	2.2	2.2	2.2	2.3	2.4	2.3	2.3	2.1
Avg. Stride Length [m]	6.8	7.0	7.0	7.0	6.7	7.1	7.4	7.2	7.3	7.2	7.2	7.2	6.7



- [] Ranking at each section and finish
- :-:- No data available at this section
- NA No data available