

Track Rating: Good 4, Weather: Fine, Rail Position: Out 5m From 1000m To 400m,
Remainder Out 3m

Section													Overall	L1200	L1000	L800	L600	L400		
Field Times													1:23.14	1:09.73	0:58.41	0:47.10	0:35.49	0:23.49		
													(0:13.41)	(0:11.32)	(0:11.31)	(0:11.61)	(0:12.00)	(0:11.70)		
Position	#	Horse/Jockey	Barrier	Top Speed [km/h]	Fastest Section	First 400m												Distance Travelled From Winner [m]		
1	10	PROVENCE	7	65.8	0:11.13	0:25.92	1:23.14	1:08.62 [11]	0:57.22 [10]	0:45.80 [10]	0:34.49 [10]	0:22.83 [9]								
		Craig Grylls		400-200	400-200		(0:14.52)	(0:11.40)	(0:11.42)	(0:11.31)	(0:11.66)	(0:11.13)								
2	4	CANDLE	12	65.4	0:11.19	0:25.76	1:23.28	1:09.01 [9]	0:57.52 [9]	0:46.11 [9]	0:34.70 [9]	0:22.86 [10]					+6			
		Kazuya Asano		400-200	400-200		(0:14.27)	(0:11.49)	(0:11.41)	(0:11.41)	(0:11.84)	(0:11.19)								
3	7	SINGING SUN	11	66.5	0:11.28	0:25.28	1:23.39	1:09.57 [5]	0:58.10 [7]	0:46.58 [8]	0:34.99 [8]	0:23.20 [8]					+7			
		Kelly Myers		1400-1200	400-200		(0:13.82)	(0:11.47)	(0:11.52)	(0:11.59)	(0:11.79)	(0:11.28)								
4	1	MR MOJO RISIN'	6	67.6	0:11.18	0:25.14	1:23.56	1:09.60 [6]	0:58.42 [5]	0:47.00 [6]	0:35.27 [7]	0:23.59 [5]					+3			
		Masahiro Hashizume		1200-1000	1200-1000		(0:13.96)	(0:11.18)	(0:11.42)	(0:11.73)	(0:11.68)	(0:11.45)								
5	6	GIACOMO	9	66.9	0:11.24	0:24.94	1:23.63	1:09.93 [4]	0:58.69 [3]	0:47.37 [3]	0:35.78 [3]	0:23.91 [3]					+8			
		Samantha Spratt		1200-1000	1200-1000		(0:13.70)	(0:11.24)	(0:11.32)	(0:11.59)	(0:11.87)	(0:11.62)								
6	9	SLIPPER ISLAND	1	66.4	0:11.20	0:25.33	1:23.81	1:09.68 [8]	0:58.48 [8]	0:47.20 [7]	0:35.68 [5]	0:23.84 [6]					-3			
		Sam Weatherley		1200-1000	1200-1000		(0:14.13)	(0:11.20)	(0:11.28)	(0:11.52)	(0:11.84)	(0:11.60)								
7	5	IMPRESA	5	66.3	0:11.22	0:24.80	1:24.01	1:10.43 [2]	0:59.21 [2]	0:47.90 [2]	0:36.25 [2]	0:24.33 [2]					+3			
		Tayla Mitchell		1200-1000	1200-1000		(0:13.57)	(0:11.22)	(0:11.31)	(0:11.65)	(0:11.92)	(0:11.76)								
8	11	LOOKSEASY	2	66.0	0:11.28	0:24.97	1:24.03	1:10.34 [3]	0:59.06 [4]	0:47.69 [4]	0:36.15 [4]	0:24.27 [4]					+0			
		Darren Danis		1200-1000	1200-1000		(0:13.69)	(0:11.28)	(0:11.37)	(0:11.54)	(0:11.88)	(0:11.86)								
9	8	ROEDERER	8	65.1	0:11.33	0:25.93	1:24.08	1:09.70 [10]	0:58.15 [11]	0:46.62 [11]	0:35.29 [11]	0:23.58 [11]					+2			
		Michael McNab		800-600	800-600		(0:14.38)	(0:11.55)	(0:11.53)	(0:11.33)	(0:11.71)	(0:11.42)								
10	2	MASSIVE PRINCE	4	66.5	0:11.31	0:24.73	1:25.13	1:11.73 [1]	1:00.40 [1]	0:49.09 [1]	0:37.48 [1]	0:25.48 [1]					+1			
		Matthew Cameron		1400-1200	1000-800		(0:13.40)	(0:11.33)	(0:11.31)	(0:11.61)	(0:12.00)	(0:12.24)								

Scratched: Modernise (#12)

Track Rating: Good 4, Weather: Fine, Rail Position: Out 5m From 1000m To 400m,
Remainder Out 3m

Section														
Field Times		Overall	L1200	L1000	L800	L600	L400							
		1:23.14	1:09.73	0:58.41	0:47.10	0:35.49	0:23.49							
		(0:13.41)	(0:11.32)	(0:11.31)	(0:11.61)	(0:12.00)	(0:11.70)							
Position	#	Horse/Jockey	Barrier	Top Speed [km/h]	Fastest Section	First 400m								Distance Travelled From Winner [m]
11	3	ROCKBURN	3	66.3	0:11.25	0:25.23	1:25.39	1:11.41 [7]	1:00.16 [6]	0:48.83 [5]	0:37.21 [6]	0:25.24 [7]		+2
		Jonathan Riddell		1400-1200	1200-1000		(0:13.98)	(0:11.25)	(0:11.33)	(0:11.62)	(0:11.97)	(0:11.98)		

Scratched: Modernise (#12)

Track Rating: Good 4, Weather: Fine, Rail Position: Out 5m From 1000m To 400m,
Remainder Out 3m

Section
Field Times

L200
0:11.79
(0:11.79)

Position	#	Horse/Jockey	Barrier	Top Speed [km/h]	Fastest Section	First 400m	Margin							Distance Travelled From Winner [m]
1	10	PROVENCE Craig Grylls	7	65.8 400-200	0:11.13 400-200	0:25.92	0:11.70 [4] (0:11.70)	1:23.14						
2	4	CANDLE Kazuya Asano	12	65.4 400-200	0:11.19 400-200	0:25.76	0:11.67 [7] (0:11.67)	0.8L						+6
3	7	SINGING SUN Kelly Myers	11	66.5 1400-1200	0:11.28 400-200	0:25.28	0:11.92 [5] (0:11.92)	1.5L						+7
4	1	MR MOJO RISIN' Masahiro Hashizume	6	67.6 1200-1000	0:11.18 1200-1000	0:25.14	0:12.14 [2] (0:12.14)	2.5L						+3
5	6	GIACOMO Samantha Spratt	9	66.9 1200-1000	0:11.24 1200-1000	0:24.94	0:12.29 [1] (0:12.28)	2.8L						+8
6	9	SLIPPER ISLAND Sam Weatherley	1	66.4 1200-1000	0:11.20 1200-1000	0:25.33	0:12.24 [6] (0:12.24)	3.8L						-3
7	5	IMPRESA Tayla Mitchell	5	66.3 1200-1000	0:11.22 1200-1000	0:24.80	0:12.57 [3] (0:12.56)	5.0L						+3
8	11	LOOKSEASY Darren Danis	2	66.0 1200-1000	0:11.28 1200-1000	0:24.97	0:12.41 [8] (0:12.41)	5.0L						+0
9	8	ROEDERER Michael McNab	8	65.1 800-600	0:11.33 800-600	0:25.93	0:12.16 [10] (0:12.16)	5.3L						+2
10	2	MASSIVE PRINCE Matthew Cameron	4	66.5 1400-1200	0:11.31 1000-800	0:24.73	0:13.24 [9] (0:13.24)	11.1L						+1

Scratched: Modernise (#12)

Track Rating: Good 4, Weather: Fine, Rail Position: Out 5m From 1000m To 400m,
Remainder Out 3m

Section
Field Times

L200
0:11.79
(0:11.79)

Position	#	Horse/Jockey	Barrier	Top Speed [km/h]	Fastest Section	First 400m	Margin							Distance Travelled From Winner [m]	
11	3	ROCKBURN	3	66.3	0:11.25	0:25.23	0:13.26 [11]	12.5L							+2
		Jonathan Riddell		1400-1200	1200-1000		(0:13.26)								

Scratched: Modernise (#12)

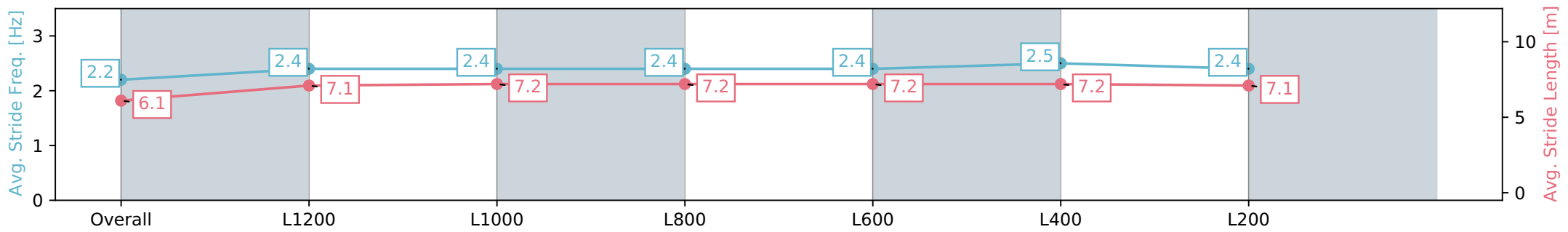
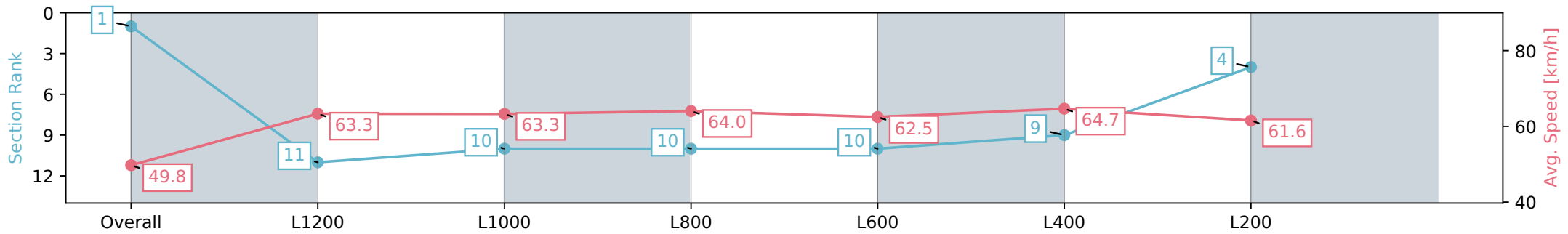
Horse/Jockey Name	PROVENCE
Finish Rank	1
Fastest Section Time (Section)	0:11.13 (L400)
Top Speed [km/h] (Section)	65.8 (L400)
Race State	Finished

AUCKLAND
THOROUGHBRED
SINCE RACING 1874

Ellerslie NZ - Professional
Race 8: SNG MEDIA 1400 - 1400m
09 March 2024 - 5:13PM
Track Rating: Good 4, Weather: Fine, Rail Position: Out 5m From
1000m To 400m, Remainder Out 3m

ELLERSLIE

Section	Overall	L1200	L1000	L800	L600	L400	L200
Section Times	1:23.14 [1] (0:14.52)	1:08.62 [11] (0:11.40)	0:57.22 [10] (0:11.42)	0:45.80 [10] (0:11.31)	0:34.49 [10] (0:11.66)	0:22.83 [9] (0:11.13)	0:11.70 [4] (0:11.70)
Average Speed [km/h]	49.8	63.3	63.3	64.0	62.5	64.7	61.6
Top Speed [km/h]	63.5	64.6	64.7	65.0	63.9	65.8	65.3
Avg. Dist. to Rail [m]	4.8	1.2	1.0	1.4	1.9	4.2	5.2
Avg. Stride Freq. [Hz]	2.2	2.4	2.4	2.4	2.4	2.5	2.4
Avg. Stride Length [m]	6.1	7.1	7.2	7.2	7.2	7.2	7.1



- [] Ranking at each section and finish
- :-:- No data available at this section
- NA No data available

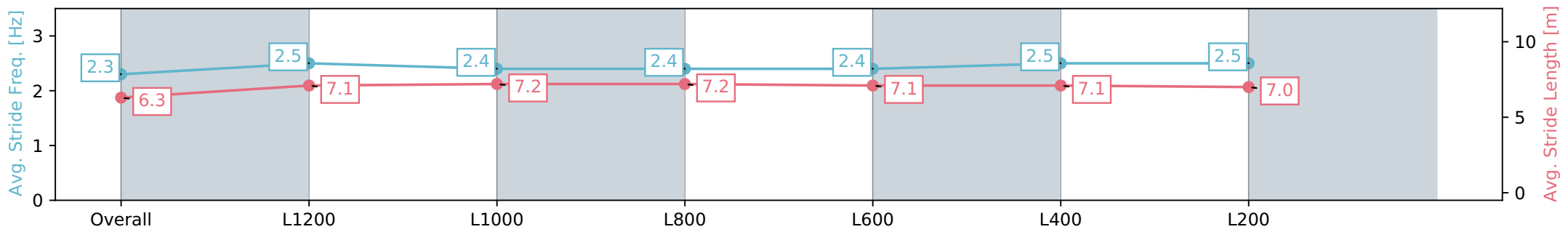
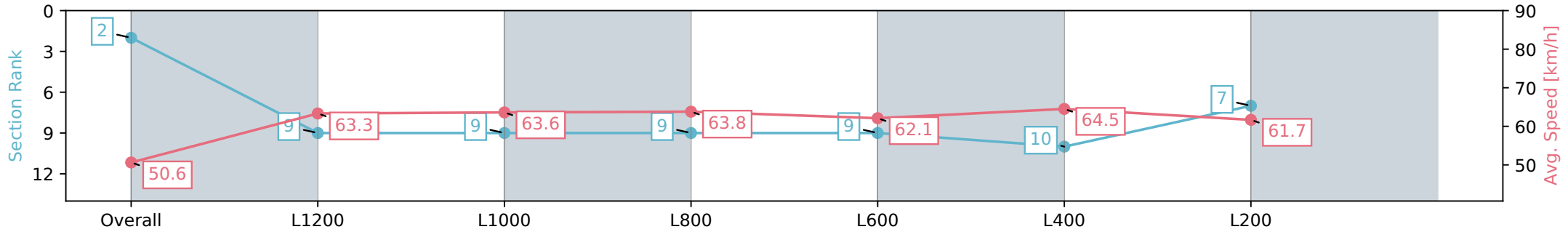
Horse/Jockey Name	CANDLE
Finish Rank	2
Fastest Section Time (Section)	0:11.19 (L400)
Top Speed [km/h] (Section)	65.4 (L400)
Race State	Finished

AUCKLAND
THOROUGHBRED
SINCE RACING 1874

Ellerslie NZ - Professional
Race 8: SNG MEDIA 1400 - 1400m
09 March 2024 - 5:13PM
Track Rating: Good 4, Weather: Fine, Rail Position: Out 5m From 1000m To 400m, Remainder Out 3m

ELLERSLIE

Section	Overall	L1200	L1000	L800	L600	L400	L200
Section Times	1:23.28 [2] (0:14.27)	1:09.01 [9] (0:11.49)	0:57.52 [9] (0:11.41)	0:46.11 [9] (0:11.41)	0:34.70 [9] (0:11.84)	0:22.86 [10] (0:11.19)	0:11.67 [7] (0:11.67)
Average Speed [km/h]	50.6	63.3	63.6	63.8	62.1	64.5	61.7
Top Speed [km/h]	64.4	65.4	65.2	65.1	62.8	65.4	64.2
Avg. Dist. to Rail [m]	9.9	3.7	2.2	2.5	3.6	5.4	5.9
Avg. Stride Freq. [Hz]	2.3	2.5	2.4	2.4	2.4	2.5	2.5
Avg. Stride Length [m]	6.3	7.1	7.2	7.2	7.1	7.1	7.0



- [] Ranking at each section and finish
- :-:- No data available at this section
- NA No data available

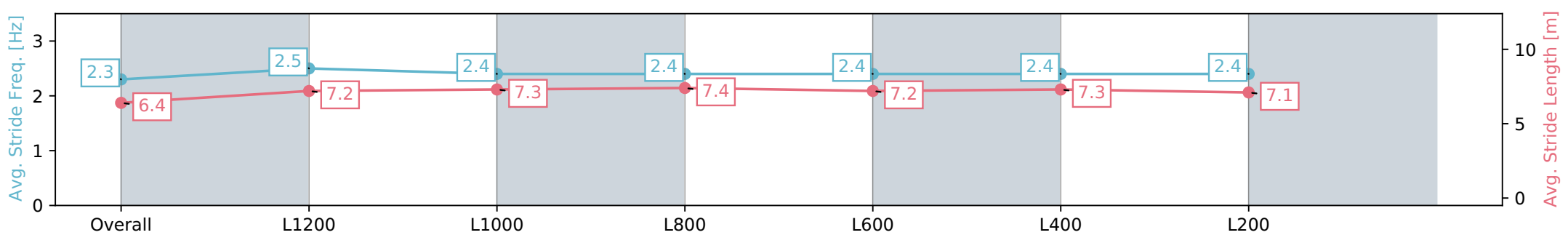
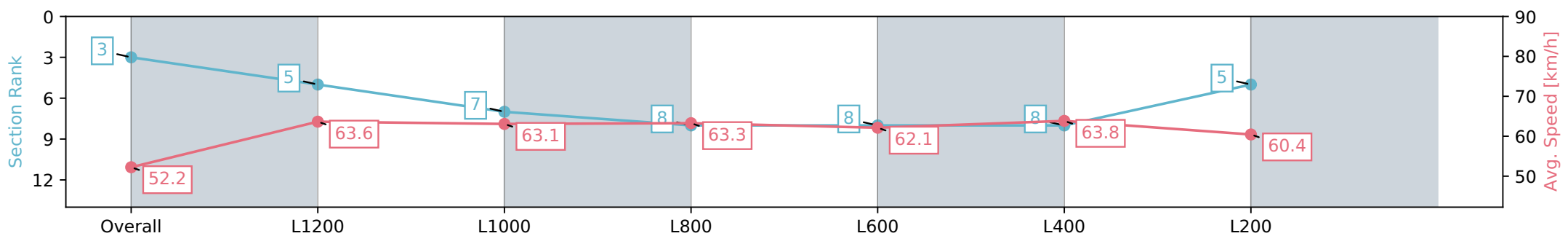
Horse/Jockey Name	SINGING SUN
Finish Rank	3
Fastest Section Time (Section)	0:11.28 (L400)
Top Speed [km/h] (Section)	66.5 (Overall)
Race State	Finished



Ellerslie NZ - Professional
 Race 8: SNG MEDIA 1400 - 1400m
 09 March 2024 - 5:13PM
 Track Rating: Good 4, Weather: Fine, Rail Position: Out 5m From 1000m To 400m, Remainder Out 3m



Section	Overall	L1200	L1000	L800	L600	L400	L200
Section Times	1:23.39 [3] (0:13.82)	1:09.57 [5] (0:11.47)	0:58.10 [7] (0:11.52)	0:46.58 [8] (0:11.59)	0:34.99 [8] (0:11.79)	0:23.20 [8] (0:11.28)	0:11.92 [5] (0:11.92)
Average Speed [km/h]	52.2	63.6	63.1	63.3	62.1	63.8	60.4
Top Speed [km/h]	66.5	66.3	65.8	65.9	63.9	65.3	63.2
Avg. Dist. to Rail [m]	9.9	5.3	2.8	3.9	2.9	6.0	9.1
Avg. Stride Freq. [Hz]	2.3	2.5	2.4	2.4	2.4	2.4	2.4
Avg. Stride Length [m]	6.4	7.2	7.3	7.4	7.2	7.3	7.1



- [] Ranking at each section and finish
- :-:- No data available at this section
- NA No data available

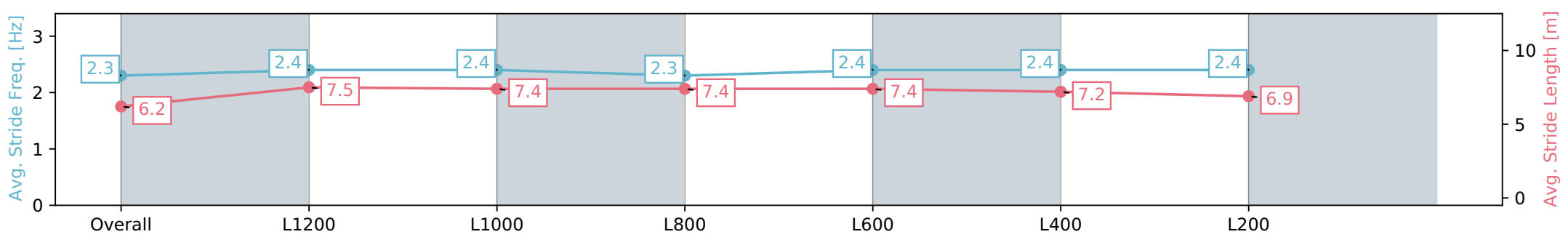
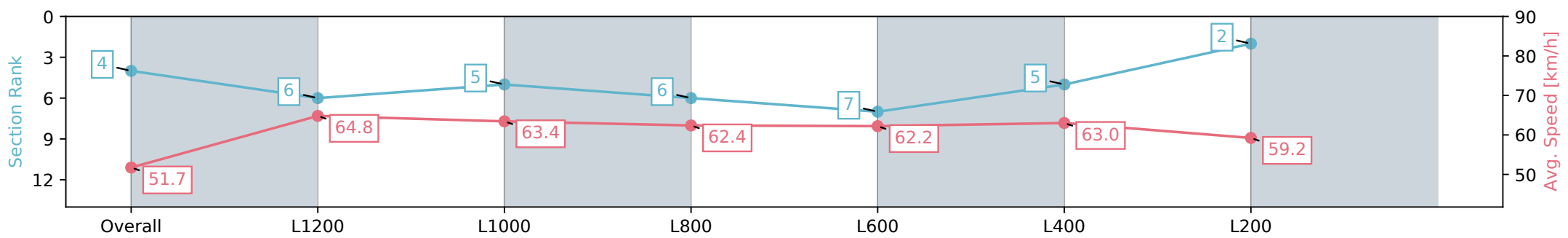
Horse/Jockey Name	MR MOJO RISIN'
Finish Rank	4
Fastest Section Time (Section)	0:11.18 (L1200)
Top Speed [km/h] (Section)	67.6 (L1200)
Race State	Finished



Ellerslie NZ - Professional
 Race 8: SNG MEDIA 1400 - 1400m
 09 March 2024 - 5:13PM
 Track Rating: Good 4, Weather: Fine, Rail Position: Out 5m From 1000m To 400m, Remainder Out 3m



Section	Overall	L1200	L1000	L800	L600	L400	L200
Section Times	1:23.56 [4] (0:13.96)	1:09.60 [6] (0:11.18)	0:58.42 [5] (0:11.42)	0:47.00 [6] (0:11.73)	0:35.27 [7] (0:11.68)	0:23.59 [5] (0:11.45)	0:12.14 [2] (0:12.14)
Average Speed [km/h]	51.7	64.8	63.4	62.4	62.2	63.0	59.2
Top Speed [km/h]	66.9	67.6	66.5	64.3	63.0	64.0	61.9
Avg. Dist. to Rail [m]	5.9	2.8	2.0	3.4	1.7	4.0	6.1
Avg. Stride Freq. [Hz]	2.3	2.4	2.4	2.3	2.4	2.4	2.4
Avg. Stride Length [m]	6.2	7.5	7.4	7.4	7.4	7.2	6.9



- [] Ranking at each section and finish
- :-:- No data available at this section
- NA No data available

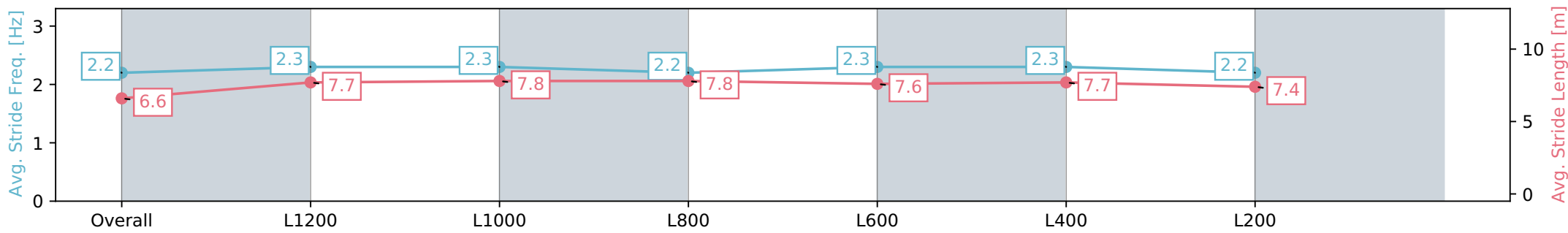
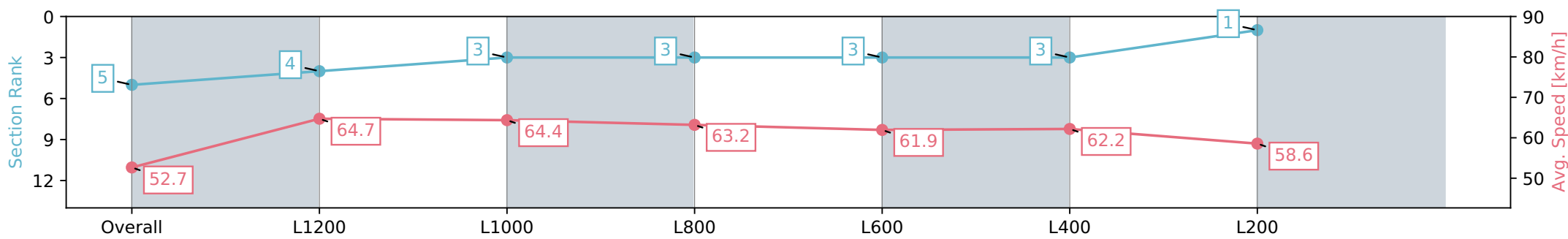
Horse/Jockey Name	GIACOMO
Finish Rank	5
Fastest Section Time (Section)	0:11.24 (L1200)
Top Speed [km/h] (Section)	66.9 (L1200)
Race State	Finished



Ellerslie NZ - Professional
 Race 8: SNG MEDIA 1400 - 1400m
 09 March 2024 - 5:13PM
 Track Rating: Good 4, Weather: Fine, Rail Position: Out 5m From 1000m To 400m, Remainder Out 3m



Section	Overall	L1200	L1000	L800	L600	L400	L200
Section Times	1:23.63 [5] (0:13.70)	1:09.93 [4] (0:11.24)	0:58.69 [3] (0:11.32)	0:47.37 [3] (0:11.59)	0:35.78 [3] (0:11.87)	0:23.91 [3] (0:11.62)	0:12.29 [1] (0:12.28)
Average Speed [km/h]	52.7	64.7	64.4	63.2	61.9	62.2	58.6
Top Speed [km/h]	65.7	66.9	65.6	64.4	62.3	62.9	60.5
Avg. Dist. to Rail [m]	8.1	3.8	3.5	3.5	3.6	4.3	3.5
Avg. Stride Freq. [Hz]	2.2	2.3	2.3	2.2	2.3	2.3	2.2
Avg. Stride Length [m]	6.6	7.7	7.8	7.8	7.6	7.7	7.4



- [] Ranking at each section and finish
- :-:- No data available at this section
- NA No data available

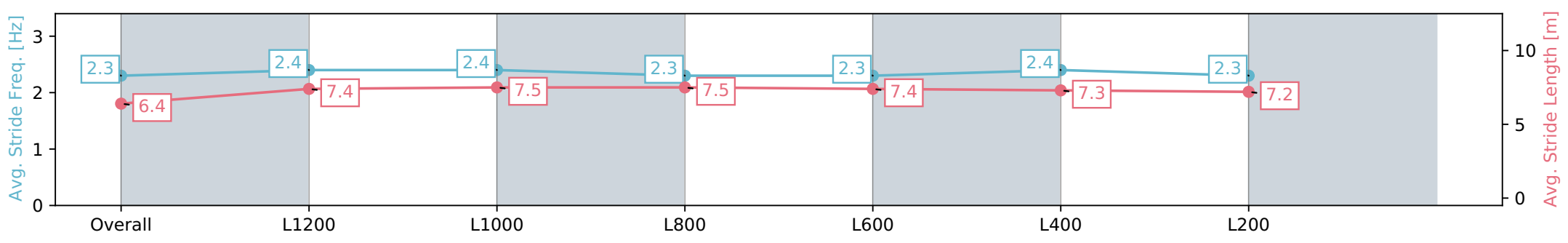
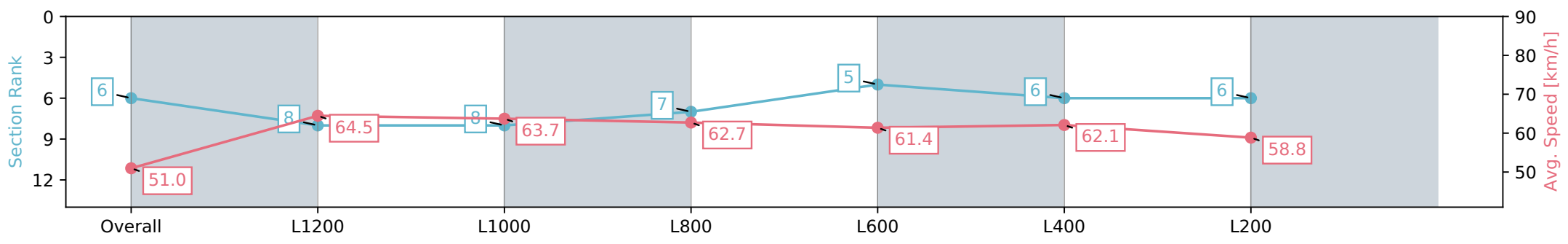
Horse/Jockey Name	SLIPPER ISLAND
Finish Rank	6
Fastest Section Time (Section)	0:11.20 (L1200)
Top Speed [km/h] (Section)	66.4 (L1200)
Race State	Finished



Ellerslie NZ - Professional
 Race 8: SNG MEDIA 1400 - 1400m
 09 March 2024 - 5:13PM
 Track Rating: Good 4, Weather: Fine, Rail Position: Out 5m From 1000m To 400m, Remainder Out 3m



Section	Overall	L1200	L1000	L800	L600	L400	L200
Section Times	1:23.81 [6] (0:14.13)	1:09.68 [8] (0:11.20)	0:58.48 [8] (0:11.28)	0:47.20 [7] (0:11.52)	0:35.68 [5] (0:11.84)	0:23.84 [6] (0:11.60)	0:12.24 [6] (0:12.24)
Average Speed [km/h]	51.0	64.5	63.7	62.7	61.4	62.1	58.8
Top Speed [km/h]	65.1	66.4	64.5	64.5	62.9	63.4	61.3
Avg. Dist. to Rail [m]	2.7	0.8	0.3	0.8	1.5	0.6	1.2
Avg. Stride Freq. [Hz]	2.3	2.4	2.4	2.3	2.3	2.4	2.3
Avg. Stride Length [m]	6.4	7.4	7.5	7.5	7.4	7.3	7.2



- [] Ranking at each section and finish
- :-:- No data available at this section
- NA No data available

Horse/Jockey Name	IMPRESA
Finish Rank	7
Fastest Section Time (Section)	0:11.22 (L1200)
Top Speed [km/h] (Section)	66.3 (L1200)
Race State	Finished

AUCKLAND
THOROUGHBRED
SINCE RACING 1874

Ellerslie NZ - Professional

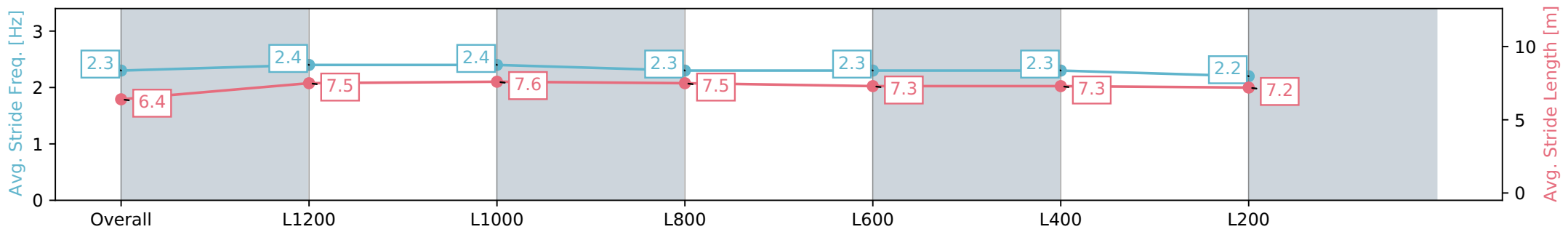
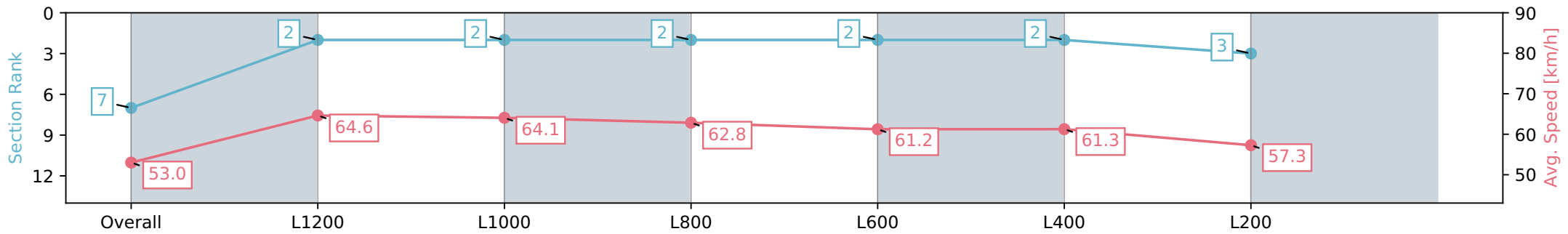
Race 8: SNG MEDIA 1400 - 1400m

09 March 2024 - 5:13PM

ELLERSLIE

Track Rating: Good 4, Weather: Fine, Rail Position: Out 5m From 1000m To 400m, Remainder Out 3m

Section	Overall	L1200	L1000	L800	L600	L400	L200
Section Times	1:24.01 [7] (0:13.57)	1:10.43 [2] (0:11.22)	0:59.21 [2] (0:11.31)	0:47.90 [2] (0:11.65)	0:36.25 [2] (0:11.92)	0:24.33 [2] (0:11.76)	0:12.57 [3] (0:12.56)
Average Speed [km/h]	53.0	64.6	64.1	62.8	61.2	61.3	57.3
Top Speed [km/h]	66.0	66.3	64.7	64.6	63.1	62.5	60.0
Avg. Dist. to Rail [m]	5.5	2.4	1.8	3.2	2.7	1.8	1.5
Avg. Stride Freq. [Hz]	2.3	2.4	2.4	2.3	2.3	2.3	2.2
Avg. Stride Length [m]	6.4	7.5	7.6	7.5	7.3	7.3	7.2



- [] Ranking at each section and finish
- :-:- No data available at this section
- NA No data available

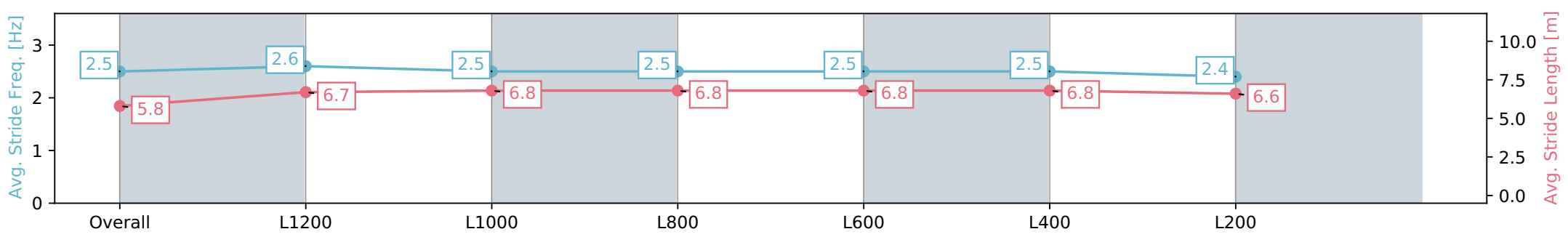
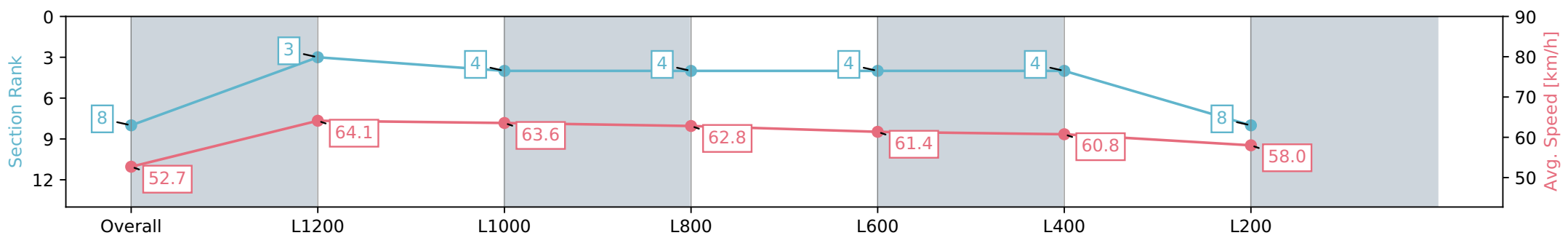
Horse/Jockey Name	LOOKSEASY
Finish Rank	8
Fastest Section Time (Section)	0:11.28 (L1200)
Top Speed [km/h] (Section)	66.0 (L1200)
Race State	Finished



Ellerslie NZ - Professional
 Race 8: SNG MEDIA 1400 - 1400m
 09 March 2024 - 5:13PM
 Track Rating: Good 4, Weather: Fine, Rail Position: Out 5m From 1000m To 400m, Remainder Out 3m



Section	Overall	L1200	L1000	L800	L600	L400	L200
Section Times	1:24.03 [8] (0:13.69)	1:10.34 [3] (0:11.28)	0:59.06 [4] (0:11.37)	0:47.69 [4] (0:11.54)	0:36.15 [4] (0:11.88)	0:24.27 [4] (0:11.86)	0:12.41 [8] (0:12.41)
Average Speed [km/h]	52.7	64.1	63.6	62.8	61.4	60.8	58.0
Top Speed [km/h]	66.0	66.0	64.2	64.1	61.9	61.6	60.4
Avg. Dist. to Rail [m]	2.6	1.6	1.2	1.4	2.1	2.6	5.1
Avg. Stride Freq. [Hz]	2.5	2.6	2.5	2.5	2.5	2.5	2.4
Avg. Stride Length [m]	5.8	6.7	6.8	6.8	6.8	6.8	6.6



- [] Ranking at each section and finish
- :-:- No data available at this section
- NA No data available

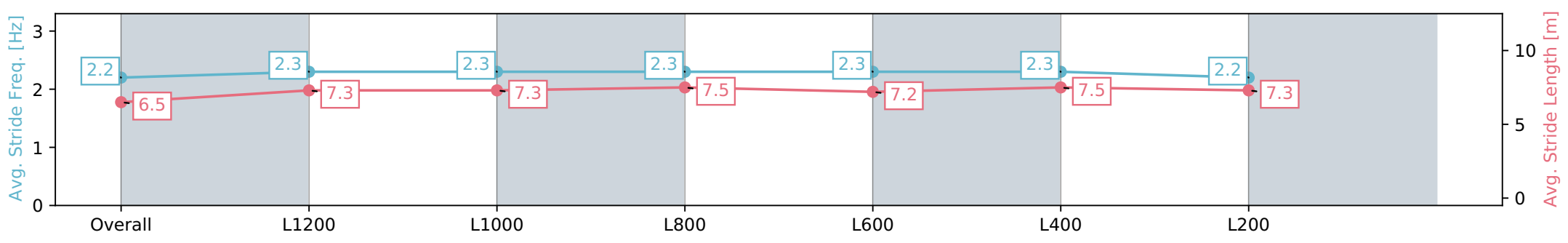
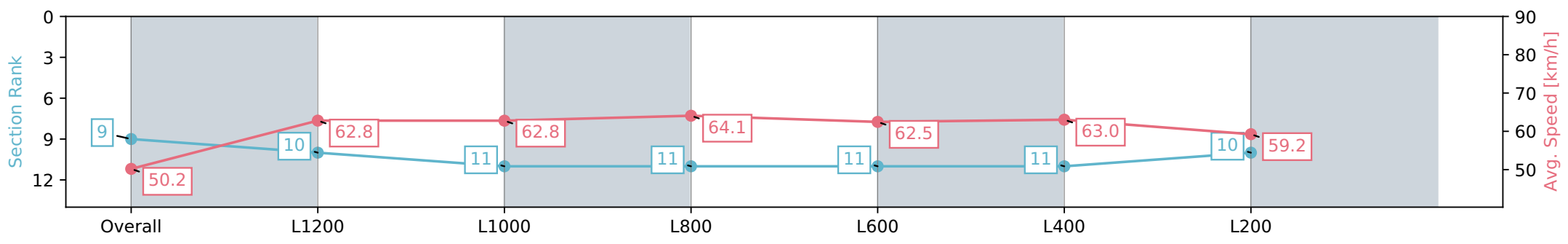
Horse/Jockey Name	ROEDERER
Finish Rank	9
Fastest Section Time (Section)	0:11.33 (L800)
Top Speed [km/h] (Section)	65.1 (L800)
Race State	Finished



Ellerslie NZ - Professional
 Race 8: SNG MEDIA 1400 - 1400m
 09 March 2024 - 5:13PM
 Track Rating: Good 4, Weather: Fine, Rail Position: Out 5m From 1000m To 400m, Remainder Out 3m



Section	Overall	L1200	L1000	L800	L600	L400	L200
Section Times	1:24.08 [9] (0:14.38)	1:09.70 [10] (0:11.55)	0:58.15 [11] (0:11.53)	0:46.62 [11] (0:11.33)	0:35.29 [11] (0:11.71)	0:23.58 [11] (0:11.42)	0:12.16 [10] (0:12.16)
Average Speed [km/h]	50.2	62.8	62.8	64.1	62.5	63.0	59.2
Top Speed [km/h]	63.9	64.1	64.1	65.1	63.1	64.2	61.6
Avg. Dist. to Rail [m]	6.3	2.3	1.9	2.0	2.5	0.8	0.8
Avg. Stride Freq. [Hz]	2.2	2.3	2.3	2.3	2.3	2.3	2.2
Avg. Stride Length [m]	6.5	7.3	7.3	7.5	7.2	7.5	7.3



- [] Ranking at each section and finish
- :-:- No data available at this section
- NA No data available

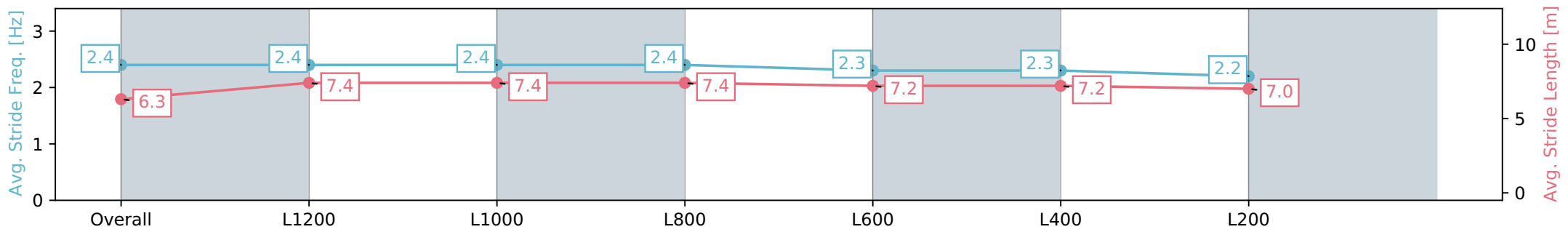
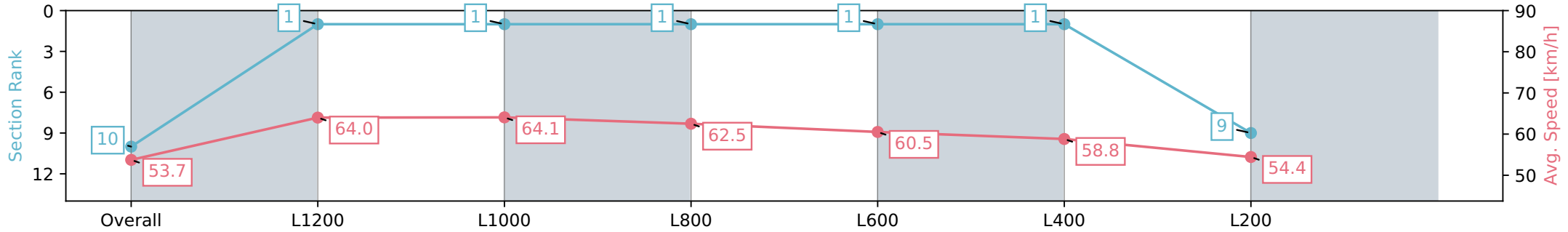
Horse/Jockey Name	MASSIVE PRINCE
Finish Rank	10
Fastest Section Time (Section)	0:11.31 (L1000)
Top Speed [km/h] (Section)	66.5 (Overall)
Race State	Finished

AUCKLAND
THOROUGHBRED
SINCE RACING 1874

Ellerslie NZ - Professional
Race 8: SNG MEDIA 1400 - 1400m
09 March 2024 - 5:13PM
Track Rating: Good 4, Weather: Fine, Rail Position: Out 5m From
1000m To 400m, Remainder Out 3m

ELLERSLIE

Section	Overall	L1200	L1000	L800	L600	L400	L200
Section Times	1:25.13 [10] (0:13.40)	1:11.73 [1] (0:11.33)	1:00.40 [1] (0:11.31)	0:49.09 [1] (0:11.61)	0:37.48 [1] (0:12.00)	0:25.48 [1] (0:12.24)	0:13.24 [9] (0:13.24)
Average Speed [km/h]	53.7	64.0	64.1	62.5	60.5	58.8	54.4
Top Speed [km/h]	66.5	65.8	65.0	64.2	61.4	60.4	57.3
Avg. Dist. to Rail [m]	4.4	2.4	1.5	2.0	1.4	0.6	0.6
Avg. Stride Freq. [Hz]	2.4	2.4	2.4	2.4	2.3	2.3	2.2
Avg. Stride Length [m]	6.3	7.4	7.4	7.4	7.2	7.2	7.0



- [] Ranking at each section and finish
- :-:- No data available at this section
- NA No data available

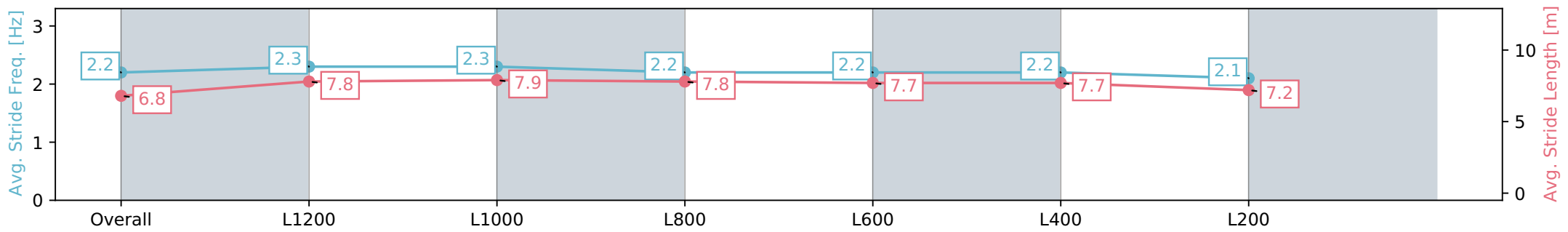
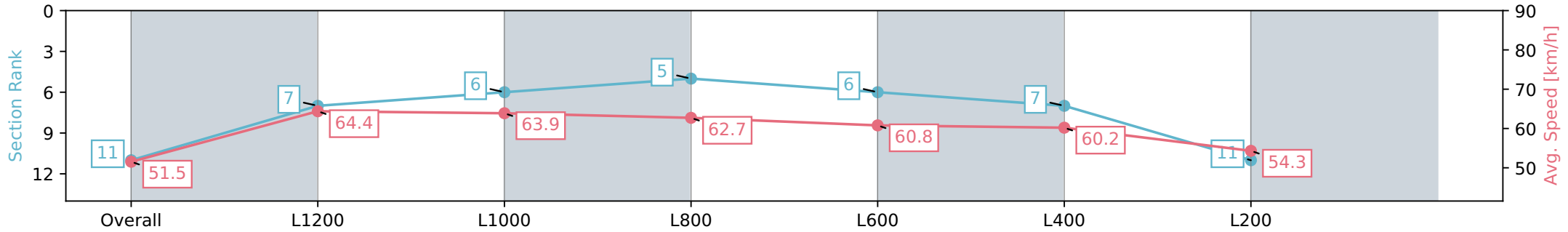
Horse/Jockey Name	ROCKBURN
Finish Rank	11
Fastest Section Time (Section)	0:11.25 (L1200)
Top Speed [km/h] (Section)	66.3 (Overall)
Race State	Finished



Ellerslie NZ - Professional
 Race 8: SNG MEDIA 1400 - 1400m
 09 March 2024 - 5:13PM
 Track Rating: Good 4, Weather: Fine, Rail Position: Out 5m From 1000m To 400m, Remainder Out 3m



Section	Overall	L1200	L1000	L800	L600	L400	L200
Section Times	1:25.39 [11] (0:13.98)	1:11.41 [7] (0:11.25)	1:00.16 [6] (0:11.33)	0:48.83 [5] (0:11.62)	0:37.21 [6] (0:11.97)	0:25.24 [7] (0:11.98)	0:13.26 [11] (0:13.26)
Average Speed [km/h]	51.5	64.4	63.9	62.7	60.8	60.2	54.3
Top Speed [km/h]	66.3	66.3	64.2	64.6	61.5	60.7	59.2
Avg. Dist. to Rail [m]	3.3	2.3	1.4	2.8	2.0	2.9	3.0
Avg. Stride Freq. [Hz]	2.2	2.3	2.3	2.2	2.2	2.2	2.1
Avg. Stride Length [m]	6.8	7.8	7.9	7.8	7.7	7.7	7.2



- [] Ranking at each section and finish
- :-:- No data available at this section
- NA No data available