

Track Rating: Good 4, Weather: Fine, Rail Position: Out 5m From 1000m To 400m,
Remainder Out 3m

Section													Overall		L1000	L800	L600	L400	L200		
Field Times													1:10.42	0:57.18	0:46.22	0:34.89	0:23.08	0:11.73			
													(0:13.24)	(0:10.96)	(0:11.32)	(0:11.81)	(0:11.35)	(0:11.73)			
Position	#	Horse/Jockey	Barrier	Top Speed [km/h]	Fastest Section	First 400m								Margin	Distance Travelled From Winner [m]						
1	1	BUTTERFIELD	14	67.5	0:10.97	0:24.82	1:10.42	0:56.69 [8]	0:45.60 [8]	0:34.28 [8]	0:22.47 [8]	0:11.50 [5]	1:10.42								
		Tayla Mitchell		400-200	400-200		(0:13.73)	(0:11.09)	(0:11.32)	(0:11.81)	(0:10.97)	(0:11.50)									
2	2	MARENGO	6	67.4	0:10.97	0:24.66	1:10.59	0:57.02 [6]	0:45.93 [6]	0:34.63 [7]	0:22.82 [5]	0:11.85 [2]	1.0L	-4							
		Warren Kennedy		400-200	400-200		(0:13.56)	(0:11.09)	(0:11.30)	(0:11.81)	(0:10.97)	(0:11.85)									
3	11	MY ANNIE BELLE	1	66.5	0:11.00	0:24.49	1:10.78	0:57.29 [4]	0:46.29 [4]	0:35.08 [2]	0:23.23 [2]	0:11.97 [3]	2.3L	-7							
		Ryan Elliot		1000-800	1000-800		(0:13.49)	(0:11.00)	(0:11.21)	(0:11.85)	(0:11.26)	(0:11.97)									
4	4	BRAVE SPIRIT	2	67.0	0:10.97	0:24.69	1:10.87	0:57.15 [7]	0:46.18 [7]	0:34.94 [6]	0:23.09 [6]	0:11.90 [6]	2.8L	-10							
		Michael McNab		1000-800	1000-800		(0:13.72)	(0:10.97)	(0:11.24)	(0:11.85)	(0:11.19)	(0:11.90)									
5	10	NIGHT NIGHT DORA	4	67.2	0:10.96	0:24.20	1:10.92	0:57.68 [1]	0:46.72 [1]	0:35.40 [1]	0:23.58 [1]	0:12.24 [1]	2.8L	-10							
		Kazuya Asano		1000-800	1000-800		(0:13.24)	(0:10.96)	(0:11.32)	(0:11.82)	(0:11.34)	(0:12.24)									
6	9	WILD WEST	15	67.2	0:10.87	0:25.95	1:10.92	0:56.17 [14]	0:44.97 [14]	0:33.92 [14]	0:22.53 [12]	0:11.66 [9]	2.8L	-7							
		Masahiro Hashizume		400-200	400-200		(0:14.75)	(0:11.20)	(0:11.05)	(0:11.39)	(0:10.87)	(0:11.66)									
7	12	WIND OF CHANGE	5	67.2	0:11.01	0:24.26	1:10.94	0:57.69 [2]	0:46.68 [2]	0:35.21 [3]	0:23.29 [3]	0:12.10 [4]	3.0L	-2							
		Craig Grylls		1000-800	1000-800		(0:13.25)	(0:11.01)	(0:11.47)	(0:11.92)	(0:11.19)	(0:12.10)									
8	8	COVERMEINSUNSHINE	8	67.9	0:11.07	0:24.63	1:11.15	0:57.59 [5]	0:46.52 [5]	0:35.24 [5]	0:23.32 [7]	0:12.18 [6]	4.3L	+6							
		Ulrika Holmquist		1000-800	1000-800		(0:13.56)	(0:11.07)	(0:11.28)	(0:11.92)	(0:11.14)	(0:12.18)									
9	7	SWERVE	9	66.4	0:11.04	0:25.53	1:11.40	0:57.13 [11]	0:45.87 [12]	0:34.77 [11]	0:23.17 [11]	0:12.13 [10]	5.5L	-8							
		Lisa Allpress		800-600	400-200		(0:14.27)	(0:11.26)	(0:11.10)	(0:11.60)	(0:11.04)	(0:12.13)									
10	5	IN EXTASY	12	66.3	0:11.13	0:25.10	1:11.46	0:57.49 [9]	0:46.36 [9]	0:35.11 [9]	0:23.33 [10]	0:12.08 [11]	5.8L	+1							
		Matthew Cameron		400-200	1000-800		(0:13.97)	(0:11.13)	(0:11.25)	(0:11.78)	(0:11.25)	(0:12.08)									

Scratched: Salonius (#3)

Track Rating: Good 4, Weather: Fine, Rail Position: Out 5m From 1000m To 400m,
Remainder Out 3m

Section												Overall	L1000	L800	L600	L400	L200		
Field Times												1:10.42	0:57.18	0:46.22	0:34.89	0:23.08	0:11.73		
												(0:13.24)	(0:10.96)	(0:11.32)	(0:11.81)	(0:11.35)	(0:11.73)		
Position	#	Horse/Jockey	Barrier	Top Speed [km/h]	Fastest Section	First 400m								Margin	Distance Travelled From Winner [m]				
11	6	HUZZAH	13	65.9	0:11.15	0:25.52	1:11.59	0:57.29 [12]	0:46.07 [11]	0:34.84 [13]	0:23.16 [13]	0:12.01 [13]	6.5L	-1					
		Sam Weatherley		800-600	400-200		(0:14.30)	(0:11.22)	(0:11.23)	(0:11.68)	(0:11.15)	(0:12.01)							
12	15	GOLDEN HUE	3	65.9	0:11.08	0:24.47	1:11.65	0:58.26 [3]	0:47.18 [3]	0:35.86 [4]	0:23.99 [4]	0:12.48 [8]	7.0L	-10					
		Kelly Myers		1000-800	1000-800		(0:13.39)	(0:11.08)	(0:11.32)	(0:11.87)	(0:11.51)	(0:12.48)							
13	13	OH NO NO NO	11	67.1	0:11.10	0:25.60	1:11.72	0:57.24 [13]	0:46.12 [13]	0:34.98 [12]	0:23.23 [14]	0:12.13 [14]	7.2L	+2					
		Ngakau Hailey		800-600	400-200		(0:14.48)	(0:11.12)	(0:11.14)	(0:11.75)	(0:11.10)	(0:12.13)							
14	14	MINI MYSTIC	7	66.4	0:11.19	0:25.17	1:11.81	0:57.83 [10]	0:46.64 [10]	0:35.44 [10]	0:23.69 [9]	0:12.43 [12]	7.7L	-7					
		Samantha Spratt		800-600	1000-800		(0:13.98)	(0:11.19)	(0:11.20)	(0:11.75)	(0:11.26)	(0:12.43)							

Scratched: Salonus (#3)

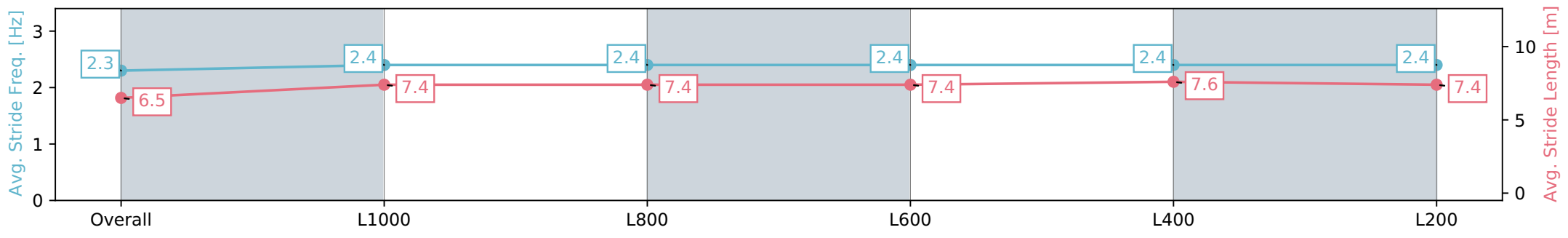
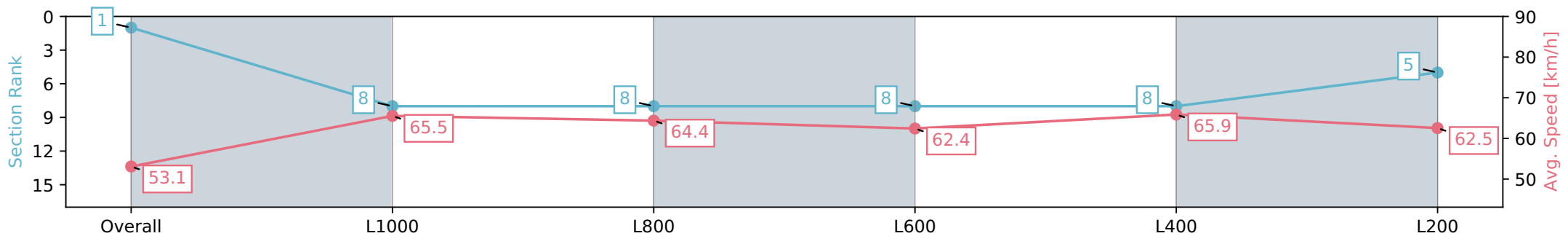
Horse/Jockey Name	BUTTERFIELD
Finish Rank	1
Fastest Section Time (Section)	0:10.97 (L400)
Top Speed [km/h] (Section)	67.5 (L400)
Race State	Finished



Ellerslie NZ - Professional
 Race 6: TEMPUR CLASSIC 1200 - 1200m
 09 March 2024 - 4:05PM
 Track Rating: Good 4, Weather: Fine, Rail Position: Out 5m From 1000m To 400m, Remainder Out 3m



Section	Overall	L1000	L800	L600	L400	L200
Section Times	1:10.42 [1] (0:13.73)	0:56.69 [8] (0:11.09)	0:45.60 [8] (0:11.32)	0:34.28 [8] (0:11.81)	0:22.47 [8] (0:10.97)	0:11.50 [5] (0:11.50)
Average Speed [km/h]	53.1	65.5	64.4	62.4	65.9	62.5
Top Speed [km/h]	67.1	67.2	66.4	65.7	67.5	65.3
Avg. Dist. to Rail [m]	10.8	2.7	2.5	4.0	6.0	6.3
Avg. Stride Freq. [Hz]	2.3	2.4	2.4	2.4	2.4	2.4
Avg. Stride Length [m]	6.5	7.4	7.4	7.4	7.6	7.4



Report Created: Tue 12 March 2024 10:51:10 GMT+11 (Note: Timing is based on positional data)

- [] Ranking at each section and finish
- :-:- No data available at this section
- NA No data available



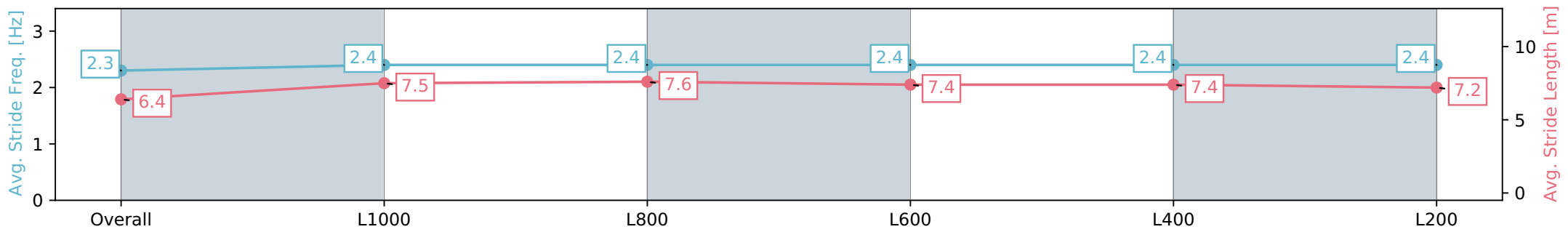
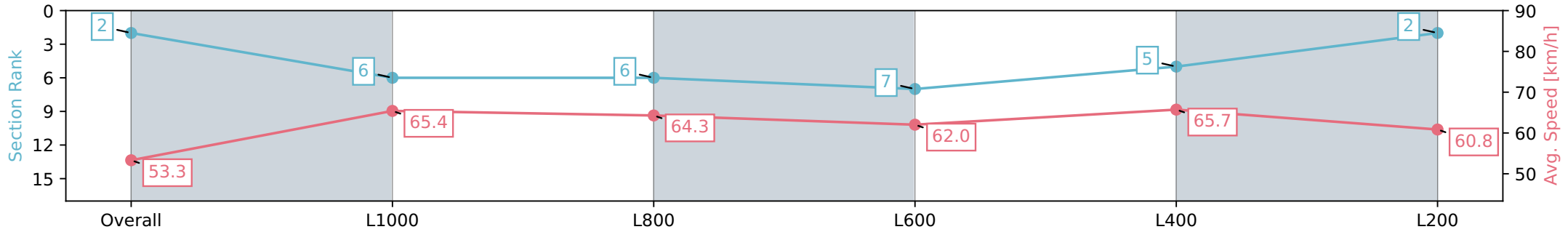
Horse/Jockey Name	MARENGO
Finish Rank	2
Fastest Section Time (Section)	0:10.97 (L400)
Top Speed [km/h] (Section)	67.4 (L400)
Race State	Finished



Ellerslie NZ - Professional
 Race 6: TEMPUR CLASSIC 1200 - 1200m
 09 March 2024 - 4:05PM
 Track Rating: Good 4, Weather: Fine, Rail Position: Out 5m From 1000m To 400m, Remainder Out 3m



Section	Overall	L1000	L800	L600	L400	L200
Section Times	1:10.59 [2] (0:13.56)	0:57.02 [6] (0:11.09)	0:45.93 [6] (0:11.30)	0:34.63 [7] (0:11.81)	0:22.82 [5] (0:10.97)	0:11.85 [2] (0:11.85)
Average Speed [km/h]	53.3	65.4	64.3	62.0	65.7	60.8
Top Speed [km/h]	64.6	66.7	66.2	63.6	67.4	64.1
Avg. Dist. to Rail [m]	5.9	1.8	2.0	3.0	3.1	2.4
Avg. Stride Freq. [Hz]	2.3	2.4	2.4	2.4	2.4	2.4
Avg. Stride Length [m]	6.4	7.5	7.6	7.4	7.4	7.2



Report Created: Tue 12 March 2024 10:51:13 GMT+11 (Note: Timing is based on positional data)

- [] Ranking at each section and finish
- :-:- No data available at this section
- NA No data available



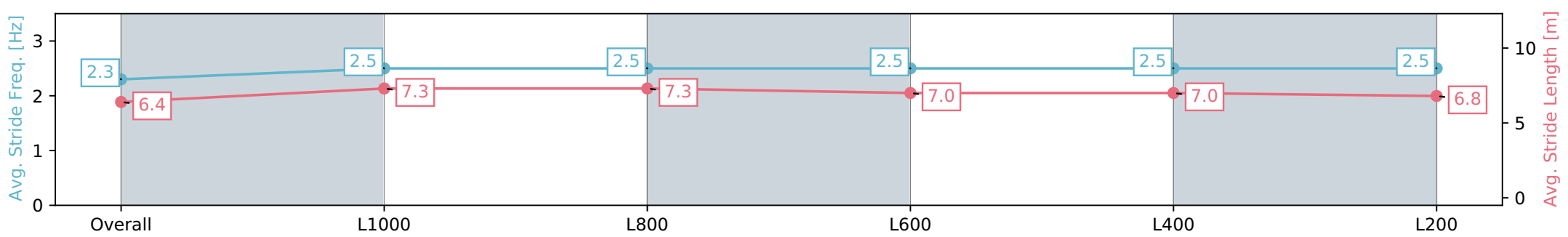
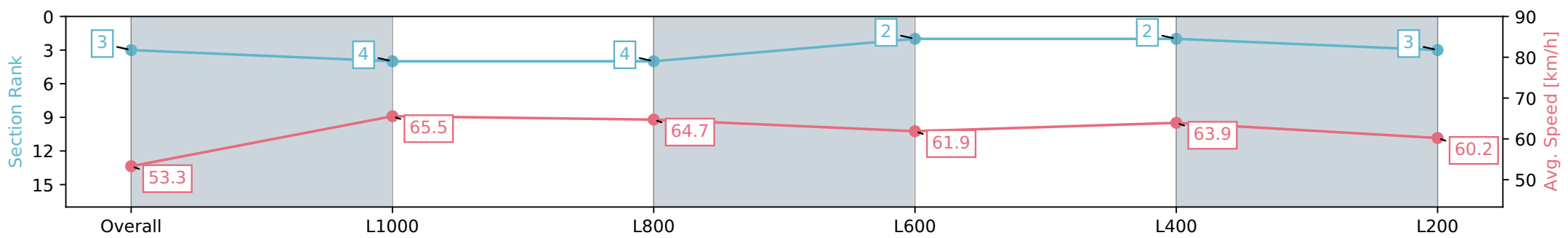
Horse/Jockey Name	MY ANNIE BELLE
Finish Rank	3
Fastest Section Time (Section)	0:11.00 (L1000)
Top Speed [km/h] (Section)	66.5 (L1000)
Race State	Finished



Ellerslie NZ - Professional
 Race 6: TEMPUR CLASSIC 1200 - 1200m
 09 March 2024 - 4:05PM
 Track Rating: Good 4, Weather: Fine, Rail Position: Out 5m From 1000m To 400m, Remainder Out 3m



Section	Overall	L1000	L800	L600	L400	L200
Section Times	1:10.78 [3] (0:13.49)	0:57.29 [4] (0:11.00)	0:46.29 [4] (0:11.21)	0:35.08 [2] (0:11.85)	0:23.23 [2] (0:11.26)	0:11.97 [3] (0:11.97)
Average Speed [km/h]	53.3	65.5	64.7	61.9	63.9	60.2
Top Speed [km/h]	64.0	66.5	66.4	63.0	65.8	62.9
Avg. Dist. to Rail [m]	1.2	0.7	1.5	3.1	3.0	2.9
Avg. Stride Freq. [Hz]	2.3	2.5	2.5	2.5	2.5	2.5
Avg. Stride Length [m]	6.4	7.3	7.3	7.0	7.0	6.8



Report Created: Tue 12 March 2024 10:51:16 GMT+11 (Note: Timing is based on positional data)

- [] Ranking at each section and finish
- :-:- No data available at this section
- NA No data available



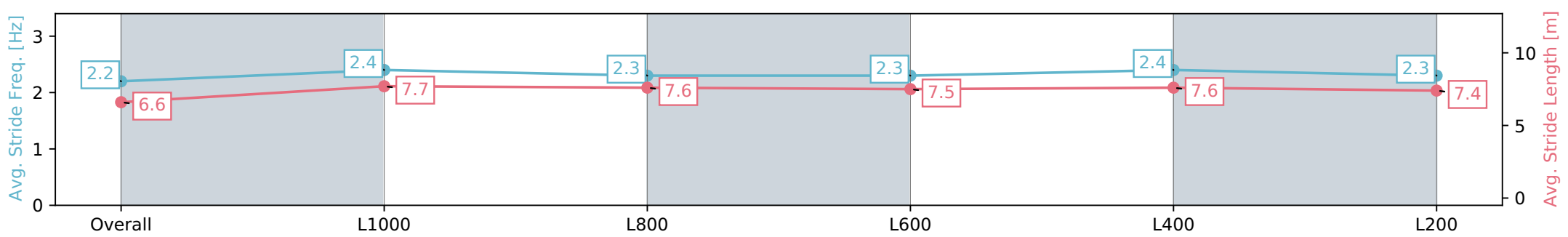
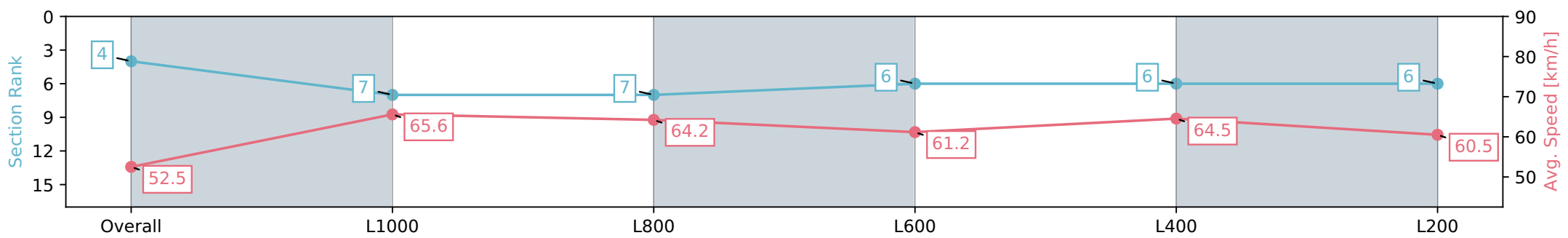
Horse/Jockey Name	BRAVE SPIRIT
Finish Rank	4
Fastest Section Time (Section)	0:10.97 (L1000)
Top Speed [km/h] (Section)	67.0 (L1000)
Race State	Finished



Ellerslie NZ - Professional
 Race 6: TEMPUR CLASSIC 1200 - 1200m
 09 March 2024 - 4:05PM
 Track Rating: Good 4, Weather: Fine, Rail Position: Out 5m From 1000m To 400m, Remainder Out 3m



Section	Overall	L1000	L800	L600	L400	L200
Section Times	1:10.87 [4] (0:13.72)	0:57.15 [7] (0:10.97)	0:46.18 [7] (0:11.24)	0:34.94 [6] (0:11.85)	0:23.09 [6] (0:11.19)	0:11.90 [6] (0:11.90)
Average Speed [km/h]	52.5	65.6	64.2	61.2	64.5	60.5
Top Speed [km/h]	63.8	67.0	65.8	64.1	65.5	63.0
Avg. Dist. to Rail [m]	2.3	0.3	0.4	1.4	3.4	4.7
Avg. Stride Freq. [Hz]	2.2	2.4	2.3	2.3	2.4	2.3
Avg. Stride Length [m]	6.6	7.7	7.6	7.5	7.6	7.4



- [] Ranking at each section and finish
- :-:- No data available at this section
- NA No data available

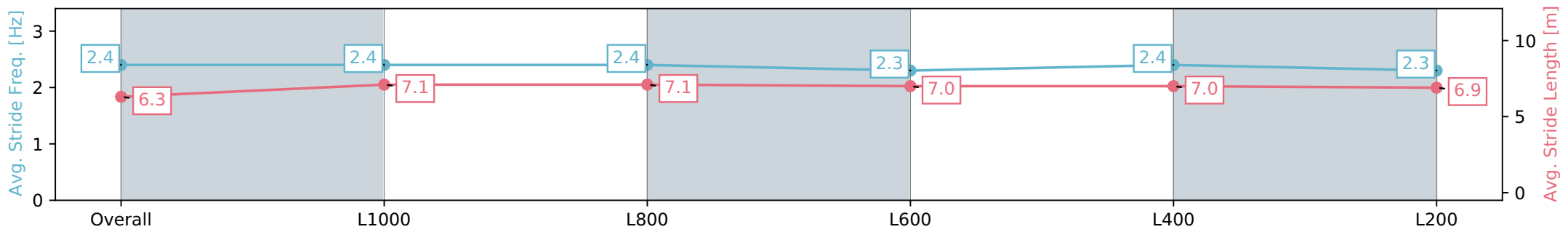
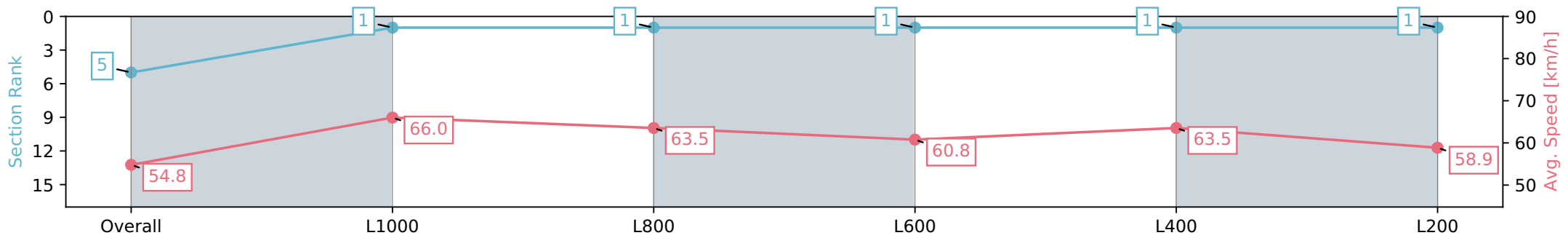
Horse/Jockey Name	NIGHT NIGHT DORA
Finish Rank	5
Fastest Section Time (Section)	0:10.96 (L1000)
Top Speed [km/h] (Section)	67.2 (L1000)
Race State	Finished



Ellerslie NZ - Professional
 Race 6: TEMPUR CLASSIC 1200 - 1200m
 09 March 2024 - 4:05PM
 Track Rating: Good 4, Weather: Fine, Rail Position: Out 5m From 1000m To 400m, Remainder Out 3m



Section	Overall	L1000	L800	L600	L400	L200
Section Times	1:10.92 [5] (0:13.24)	0:57.68 [1] (0:10.96)	0:46.72 [1] (0:11.32)	0:35.40 [1] (0:11.82)	0:23.58 [1] (0:11.34)	0:12.24 [1] (0:12.24)
Average Speed [km/h]	54.8	66.0	63.5	60.8	63.5	58.9
Top Speed [km/h]	66.5	67.2	65.0	62.4	64.2	62.6
Avg. Dist. to Rail [m]	4.7	1.6	0.4	0.4	0.5	0.4
Avg. Stride Freq. [Hz]	2.4	2.4	2.4	2.3	2.4	2.3
Avg. Stride Length [m]	6.3	7.1	7.1	7.0	7.0	6.9



- [] Ranking at each section and finish
- :-:- No data available at this section
- NA No data available

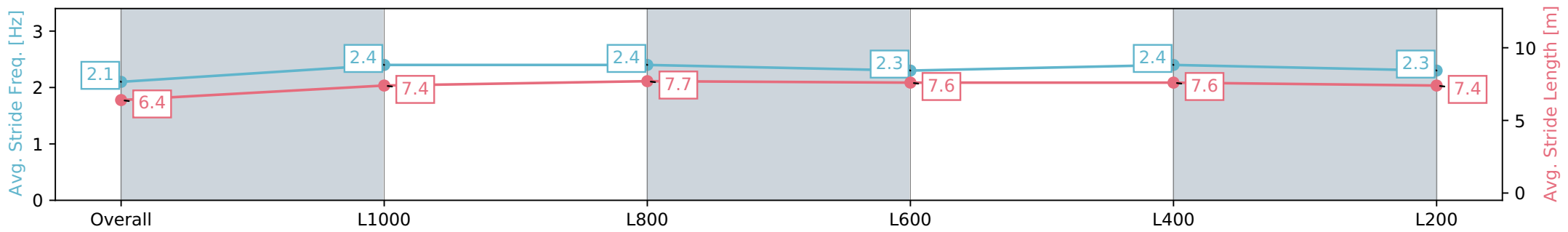
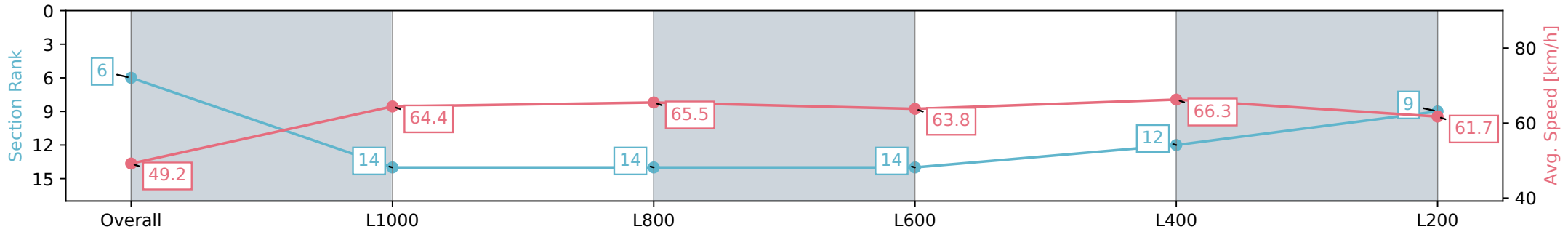
Horse/Jockey Name	WILD WEST
Finish Rank	6
Fastest Section Time (Section)	0:10.87 (L400)
Top Speed [km/h] (Section)	67.2 (L400)
Race State	Finished



Ellerslie NZ - Professional
 Race 6: TEMPUR CLASSIC 1200 - 1200m
 09 March 2024 - 4:05PM
 Track Rating: Good 4, Weather: Fine, Rail Position: Out 5m From 1000m To 400m, Remainder Out 3m



Section	Overall	L1000	L800	L600	L400	L200
Section Times	1:10.92 [6] (0:14.75)	0:56.17 [14] (0:11.20)	0:44.97 [14] (0:11.05)	0:33.92 [14] (0:11.39)	0:22.53 [12] (0:10.87)	0:11.66 [9] (0:11.66)
Average Speed [km/h]	49.2	64.4	65.5	63.8	66.3	61.7
Top Speed [km/h]	61.9	67.1	67.1	65.5	67.2	64.9
Avg. Dist. to Rail [m]	10.0	1.0	0.9	1.4	2.0	2.7
Avg. Stride Freq. [Hz]	2.1	2.4	2.4	2.3	2.4	2.3
Avg. Stride Length [m]	6.4	7.4	7.7	7.6	7.6	7.4



Report Created: Tue 12 March 2024 10:51:23 GMT+11 (Note: Timing is based on positional data)

- [] Ranking at each section and finish
- :-:- No data available at this section
- NA No data available



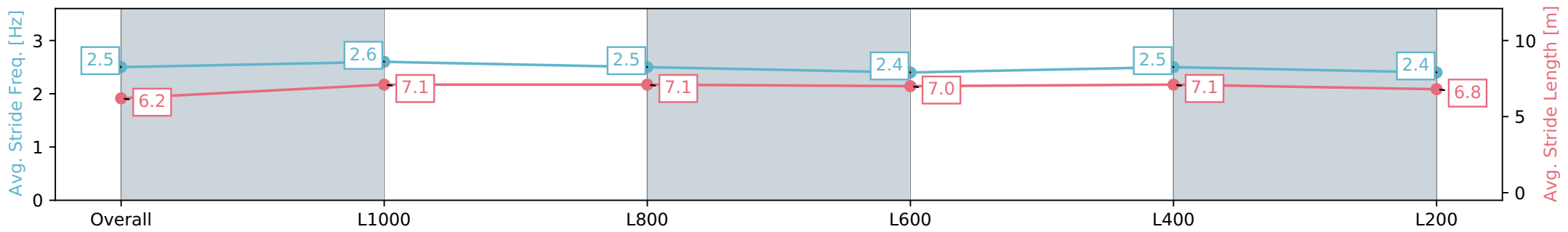
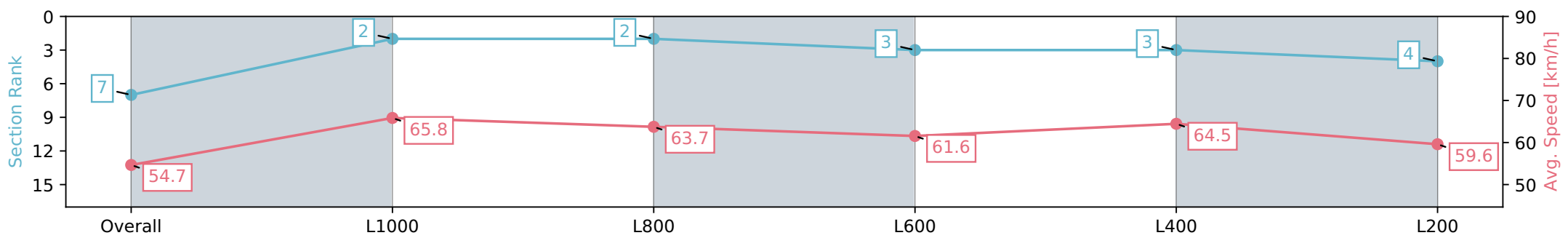
Horse/Jockey Name	WIND OF CHANGE
Finish Rank	7
Fastest Section Time (Section)	0:11.01 (L1000)
Top Speed [km/h] (Section)	67.2 (L1000)
Race State	Finished



Ellerslie NZ - Professional
 Race 6: TEMPUR CLASSIC 1200 - 1200m
 09 March 2024 - 4:05PM
 Track Rating: Good 4, Weather: Fine, Rail Position: Out 5m From 1000m To 400m, Remainder Out 3m



Section	Overall	L1000	L800	L600	L400	L200
Section Times	1:10.94 [7] (0:13.25)	0:57.69 [2] (0:11.01)	0:46.68 [2] (0:11.47)	0:35.21 [3] (0:11.92)	0:23.29 [3] (0:11.19)	0:12.10 [4] (0:12.10)
Average Speed [km/h]	54.7	65.8	63.7	61.6	64.5	59.6
Top Speed [km/h]	66.9	67.2	65.7	63.4	66.2	63.2
Avg. Dist. to Rail [m]	5.5	1.8	3.1	3.6	1.7	0.7
Avg. Stride Freq. [Hz]	2.5	2.6	2.5	2.4	2.5	2.4
Avg. Stride Length [m]	6.2	7.1	7.1	7.0	7.1	6.8



Report Created: Tue 12 March 2024 10:51:26 GMT+11 (Note: Timing is based on positional data)

- [] Ranking at each section and finish
- :-:- No data available at this section
- NA No data available



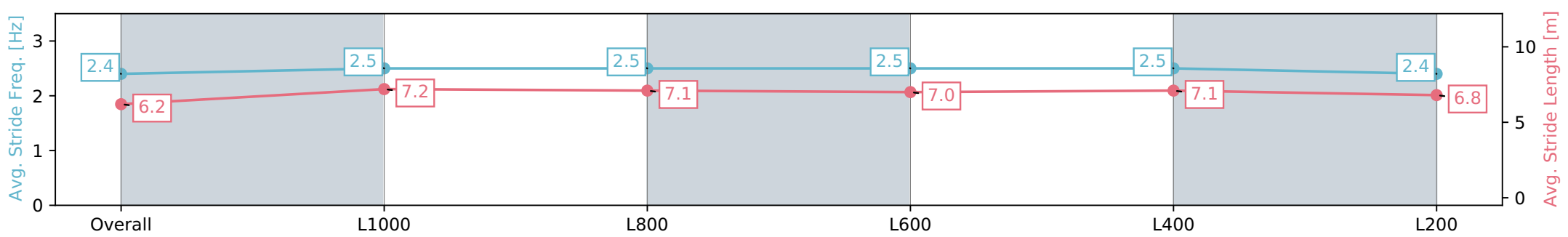
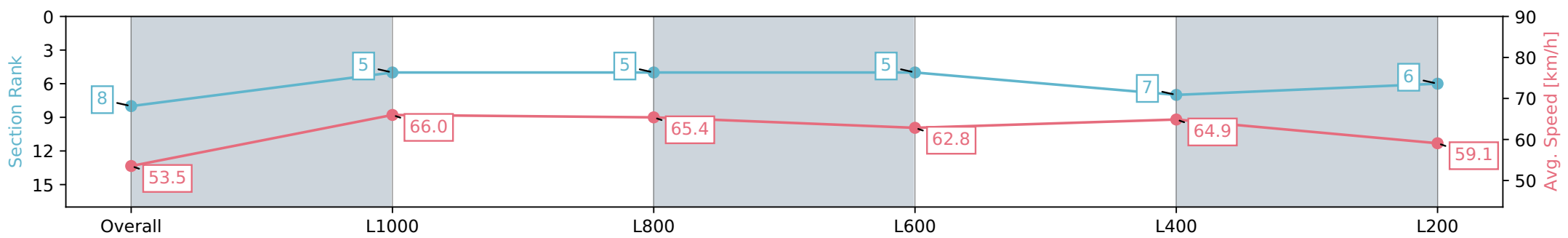
Horse/Jockey Name	COVERMEINSUNSHINE
Finish Rank	8
Fastest Section Time (Section)	0:11.07 (L1000)
Top Speed [km/h] (Section)	67.9 (L1000)
Race State	Finished



Ellerslie NZ - Professional
 Race 6: TEMPUR CLASSIC 1200 - 1200m
 09 March 2024 - 4:05PM
 Track Rating: Good 4, Weather: Fine, Rail Position: Out 5m From 1000m To 400m, Remainder Out 3m



Section	Overall	L1000	L800	L600	L400	L200
Section Times	1:11.15 [8] (0:13.56)	0:57.59 [5] (0:11.07)	0:46.52 [5] (0:11.28)	0:35.24 [5] (0:11.92)	0:23.32 [7] (0:11.14)	0:12.18 [6] (0:12.18)
Average Speed [km/h]	53.5	66.0	65.4	62.8	64.9	59.1
Top Speed [km/h]	65.8	67.9	66.7	64.8	66.1	63.8
Avg. Dist. to Rail [m]	7.4	4.2	4.7	7.0	6.2	5.5
Avg. Stride Freq. [Hz]	2.4	2.5	2.5	2.5	2.5	2.4
Avg. Stride Length [m]	6.2	7.2	7.1	7.0	7.1	6.8



Report Created: Tue 12 March 2024 10:51:28 GMT+11 (Note: Timing is based on positional data)

- [] Ranking at each section and finish
- :-:- No data available at this section
- NA No data available



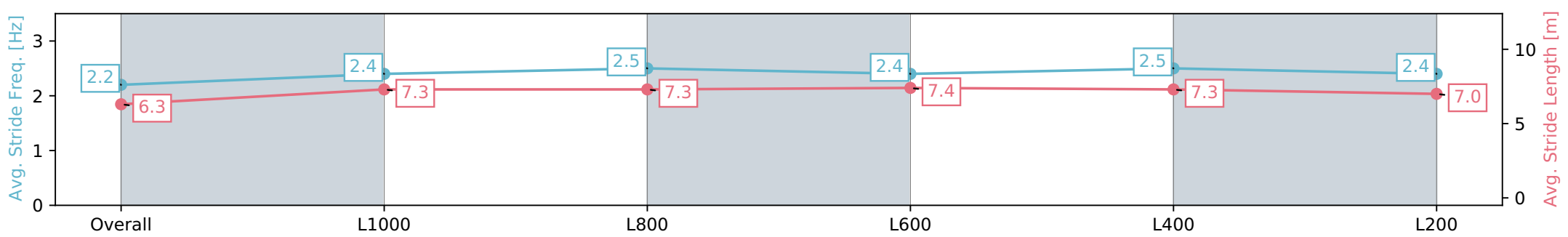
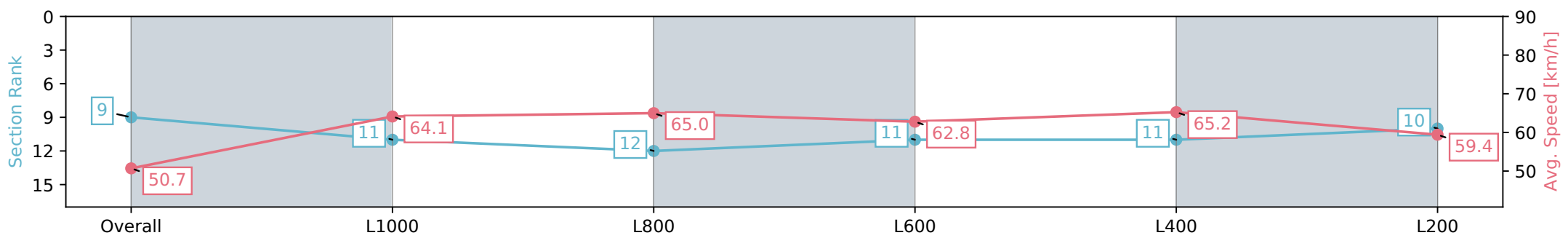
Horse/Jockey Name	SWERVE
Finish Rank	9
Fastest Section Time (Section)	0:11.04 (L400)
Top Speed [km/h] (Section)	66.4 (L800)
Race State	Finished



Ellerslie NZ - Professional
 Race 6: TEMPUR CLASSIC 1200 - 1200m
 09 March 2024 - 4:05PM
 Track Rating: Good 4, Weather: Fine, Rail Position: Out 5m From 1000m To 400m, Remainder Out 3m



Section	Overall	L1000	L800	L600	L400	L200
Section Times	1:11.40 [9] (0:14.27)	0:57.13 [11] (0:11.26)	0:45.87 [12] (0:11.10)	0:34.77 [11] (0:11.60)	0:23.17 [11] (0:11.04)	0:12.13 [10] (0:12.13)
Average Speed [km/h]	50.7	64.1	65.0	62.8	65.2	59.4
Top Speed [km/h]	62.8	65.3	66.4	64.7	66.0	63.5
Avg. Dist. to Rail [m]	6.9	0.8	0.5	2.0	0.5	0.5
Avg. Stride Freq. [Hz]	2.2	2.4	2.5	2.4	2.5	2.4
Avg. Stride Length [m]	6.3	7.3	7.3	7.4	7.3	7.0



- [] Ranking at each section and finish
- :-:- No data available at this section
- NA No data available

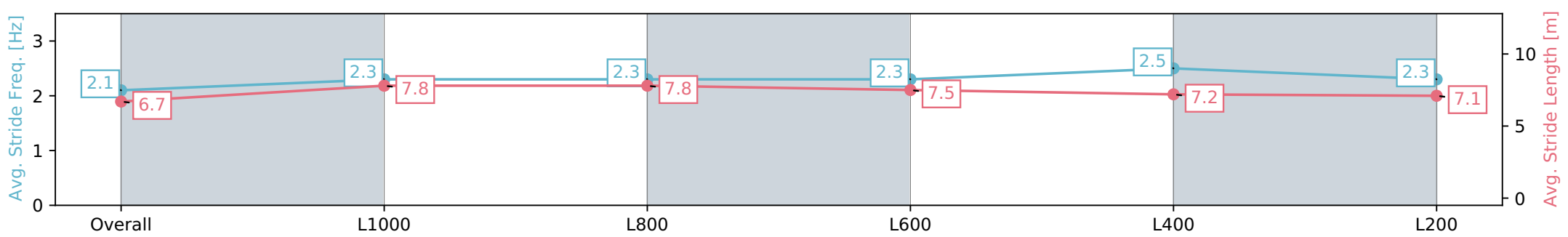
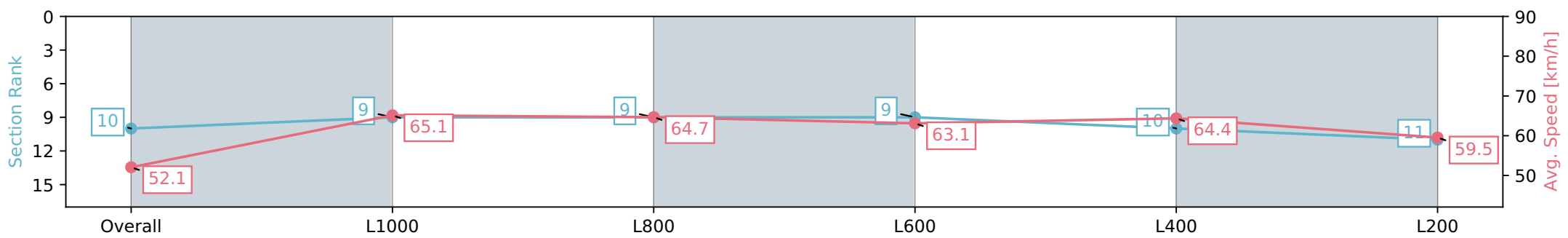
Horse/Jockey Name	IN EXTASY
Finish Rank	10
Fastest Section Time (Section)	0:11.13 (L1000)
Top Speed [km/h] (Section)	66.3 (L400)
Race State	Finished



Ellerslie NZ - Professional
 Race 6: TEMPUR CLASSIC 1200 - 1200m
 09 March 2024 - 4:05PM
 Track Rating: Good 4, Weather: Fine, Rail Position: Out 5m From 1000m To 400m, Remainder Out 3m



Section	Overall	L1000	L800	L600	L400	L200
Section Times	1:11.46 [10] (0:13.97)	0:57.49 [9] (0:11.13)	0:46.36 [9] (0:11.25)	0:35.11 [9] (0:11.78)	0:23.33 [10] (0:11.25)	0:12.08 [11] (0:12.08)
Average Speed [km/h]	52.1	65.1	64.7	63.1	64.4	59.5
Top Speed [km/h]	65.2	65.7	65.5	65.1	66.3	63.1
Avg. Dist. to Rail [m]	9.6	1.7	2.2	5.4	8.9	7.8
Avg. Stride Freq. [Hz]	2.1	2.3	2.3	2.3	2.5	2.3
Avg. Stride Length [m]	6.7	7.8	7.8	7.5	7.2	7.1



- [] Ranking at each section and finish
- :-:- No data available at this section
- NA No data available

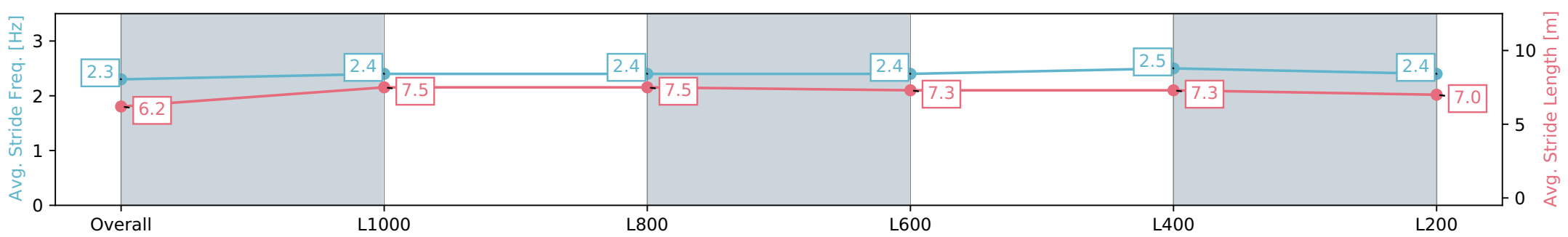
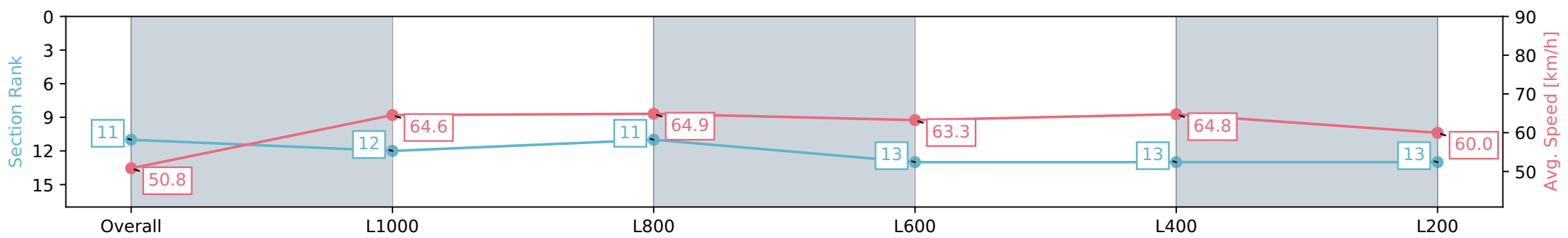
Horse/Jockey Name	HUZZAH
Finish Rank	11
Fastest Section Time (Section)	0:11.15 (L400)
Top Speed [km/h] (Section)	65.9 (L800)
Race State	Finished



Ellerslie NZ - Professional
 Race 6: TEMPUR CLASSIC 1200 - 1200m
 09 March 2024 - 4:05PM
 Track Rating: Good 4, Weather: Fine, Rail Position: Out 5m From 1000m To 400m, Remainder Out 3m



Section	Overall	L1000	L800	L600	L400	L200
Section Times	1:11.59 [11] (0:14.30)	0:57.29 [12] (0:11.22)	0:46.07 [11] (0:11.23)	0:34.84 [13] (0:11.68)	0:23.16 [13] (0:11.15)	0:12.01 [13] (0:12.01)
Average Speed [km/h]	50.8	64.6	64.9	63.3	64.8	60.0
Top Speed [km/h]	64.3	65.3	65.9	65.1	65.7	63.7
Avg. Dist. to Rail [m]	8.9	1.9	2.7	4.1	6.4	6.7
Avg. Stride Freq. [Hz]	2.3	2.4	2.4	2.4	2.5	2.4
Avg. Stride Length [m]	6.2	7.5	7.5	7.3	7.3	7.0



Report Created: Tue 12 March 2024 10:51:36 GMT+11 (Note: Timing is based on positional data)

- [] Ranking at each section and finish
- :-:- No data available at this section
- NA No data available



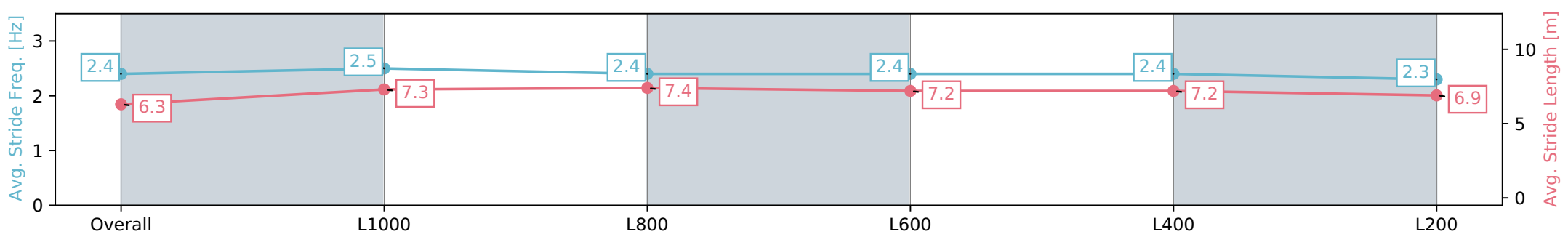
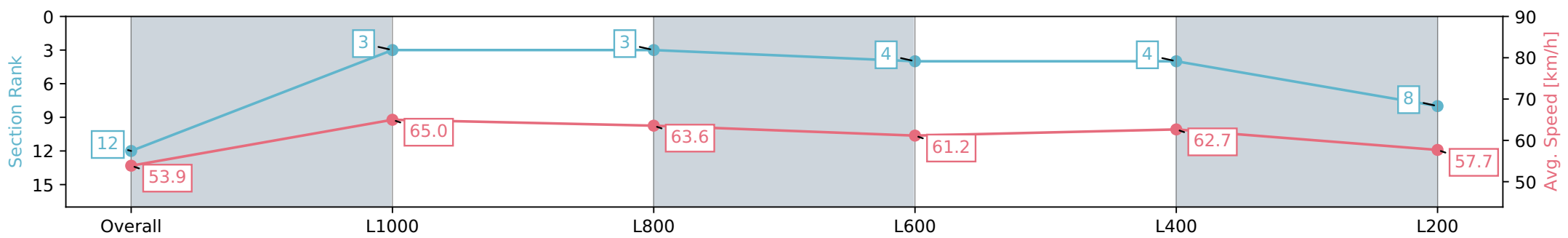
Horse/Jockey Name	GOLDEN HUE
Finish Rank	12
Fastest Section Time (Section)	0:11.08 (L1000)
Top Speed [km/h] (Section)	65.9 (L1000)
Race State	Finished



Ellerslie NZ - Professional
 Race 6: TEMPUR CLASSIC 1200 - 1200m
 09 March 2024 - 4:05PM
 Track Rating: Good 4, Weather: Fine, Rail Position: Out 5m From 1000m To 400m, Remainder Out 3m



Section	Overall	L1000	L800	L600	L400	L200
Section Times	1:11.65 [12] (0:13.39)	0:58.26 [3] (0:11.08)	0:47.18 [3] (0:11.32)	0:35.86 [4] (0:11.87)	0:23.99 [4] (0:11.51)	0:12.48 [8] (0:12.48)
Average Speed [km/h]	53.9	65.0	63.6	61.2	62.7	57.7
Top Speed [km/h]	65.6	65.9	65.6	63.1	64.3	60.5
Avg. Dist. to Rail [m]	3.2	0.4	0.3	1.4	2.5	3.0
Avg. Stride Freq. [Hz]	2.4	2.5	2.4	2.4	2.4	2.3
Avg. Stride Length [m]	6.3	7.3	7.4	7.2	7.2	6.9



- [] Ranking at each section and finish
- :-:- No data available at this section
- NA No data available

Horse/Jockey Name	OH NO NO NO
Finish Rank	13
Fastest Section Time (Section)	0:11.10 (L400)
Top Speed [km/h] (Section)	67.1 (L800)
Race State	Finished



Ellerslie NZ - Professional

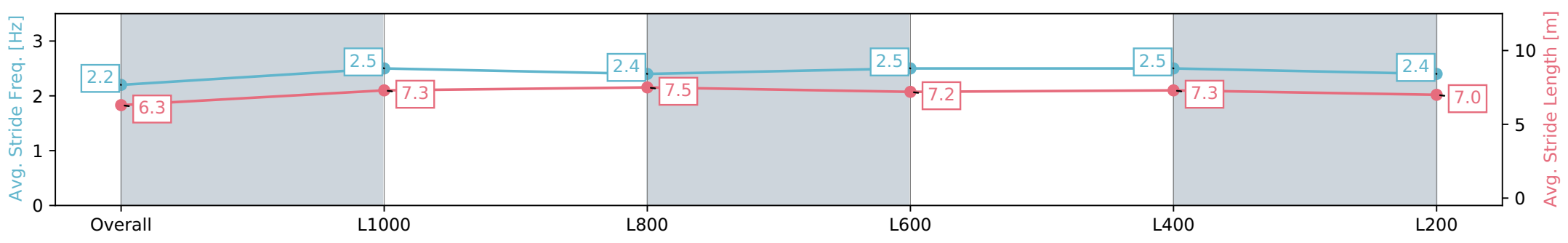
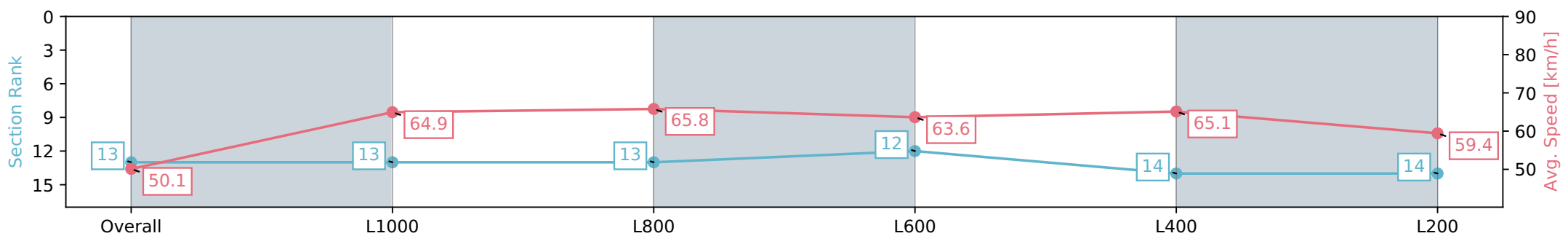
Race 6: TEMPUR CLASSIC 1200 - 1200m

09 March 2024 - 4:05PM

Track Rating: Good 4, Weather: Fine, Rail Position: Out 5m From 1000m To 400m, Remainder Out 3m



Section	Overall	L1000	L800	L600	L400	L200
Section Times	1:11.72 [13] (0:14.48)	0:57.24 [13] (0:11.12)	0:46.12 [13] (0:11.14)	0:34.98 [12] (0:11.75)	0:23.23 [14] (0:11.10)	0:12.13 [14] (0:12.13)
Average Speed [km/h]	50.1	64.9	65.8	63.6	65.1	59.4
Top Speed [km/h]	62.4	66.5	67.1	65.9	66.1	63.3
Avg. Dist. to Rail [m]	7.6	1.5	3.4	6.6	8.8	9.1
Avg. Stride Freq. [Hz]	2.2	2.5	2.4	2.5	2.5	2.4
Avg. Stride Length [m]	6.3	7.3	7.5	7.2	7.3	7.0



- [] Ranking at each section and finish
- :-:- No data available at this section
- NA No data available

Horse/Jockey Name	MINI MYSTIC
Finish Rank	14
Fastest Section Time (Section)	0:11.19 (L1000)
Top Speed [km/h] (Section)	66.4 (L800)
Race State	Finished



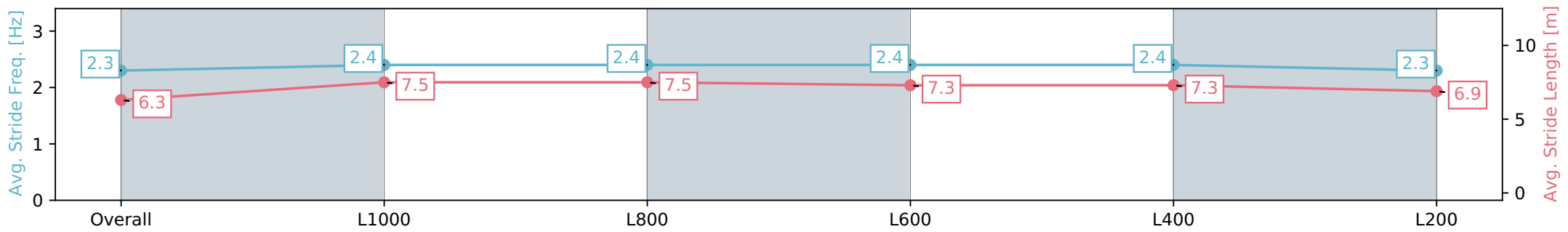
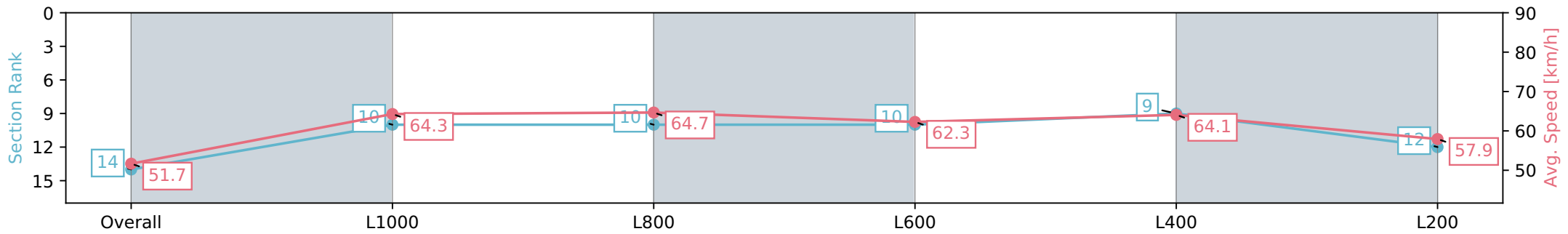
Ellerslie NZ - Professional
Race 6: TEMPUR CLASSIC 1200 - 1200m

09 March 2024 - 4:05PM



Track Rating: Good 4, Weather: Fine, Rail Position: Out 5m From 1000m To 400m, Remainder Out 3m

Section	Overall	L1000	L800	L600	L400	L200
Section Times	1:11.81 [14] (0:13.98)	0:57.83 [10] (0:11.19)	0:46.64 [10] (0:11.20)	0:35.44 [10] (0:11.75)	0:23.69 [9] (0:11.26)	0:12.43 [12] (0:12.43)
Average Speed [km/h]	51.7	64.3	64.7	62.3	64.1	57.9
Top Speed [km/h]	62.9	66.3	66.4	63.7	65.0	62.7
Avg. Dist. to Rail [m]	5.3	0.4	0.9	2.9	4.0	5.5
Avg. Stride Freq. [Hz]	2.3	2.4	2.4	2.4	2.4	2.3
Avg. Stride Length [m]	6.3	7.5	7.5	7.3	7.3	6.9



- [] Ranking at each section and finish
- :-:- No data available at this section
- NA No data available