

Track Rating: Good 4, Weather: Fine, Rail Position: Out 5m From 1000m To 400m,  
Remainder Out 3m

Section												Overall	L1000	L800	L600	L400	L200		
Field Times												1:11.88	0:57.88	0:46.35	0:34.06	0:22.30	0:11.36		
												(0:14.00)	(0:11.53)	(0:12.29)	(0:11.76)	(0:10.94)	(0:11.36)		
Position	#	Horse/Jockey	Barrier	Top Speed [km/h]	Fastest Section	First 400m											Margin	Distance Travelled From Winner [m]	
1	5	<b>VELOCIOUS</b>	4	68.5	0:10.76	0:25.59	1:11.88	0:57.88 [2]	0:46.31 [2]	0:34.07 [1]	0:22.13 [2]	0:11.37 [1]	1:11.88						
		Samantha Spratt		400-200	400-200		(0:14.02)	(0:11.56)	(0:12.24)	(0:11.94)	(0:10.76)	(0:11.37)							
2	6	<b>ARCHAIC SMILE</b>	3	67.1	0:10.87	0:25.93	1:12.02	0:57.81 [5]	0:46.09 [5]	0:33.81 [4]	0:21.95 [4]	0:11.08 [3]	0.8L				+0		
		Michael McNab		400-200	400-200		(0:14.21)	(0:11.72)	(0:12.28)	(0:11.86)	(0:10.87)	(0:11.08)							
3	4	<b>CAPTURED BY LOVE</b>	6	68.4	0:10.73	0:26.09	1:12.02	0:57.75 [6]	0:45.93 [6]	0:33.75 [6]	0:21.79 [6]	0:11.06 [4]	0.8L				+5		
		Warren Kennedy		400-200	400-200		(0:14.27)	(0:11.82)	(0:12.18)	(0:11.96)	(0:10.73)	(0:11.06)							
4	1	<b>SAVAGLEE</b>	7	68.4	0:10.78	0:26.38	1:12.37	0:57.96 [8]	0:45.99 [8]	0:33.81 [8]	0:21.99 [8]	0:11.21 [8]	2.8L				+1		
		Craig Grylls		400-200	400-200		(0:14.41)	(0:11.97)	(0:12.18)	(0:11.82)	(0:10.78)	(0:11.21)							
5	7	<b>FOREVERINTIME</b>	8	68.0	0:10.85	0:26.13	1:12.42	0:58.04 [7]	0:46.29 [7]	0:34.11 [7]	0:22.17 [7]	0:11.32 [6]	3.0L				-1		
		Vincent Colgan		400-200	400-200		(0:14.38)	(0:11.75)	(0:12.18)	(0:11.94)	(0:10.85)	(0:11.32)							
6	2	<b>POETIC CHAMPION</b>	1	66.5	0:11.14	0:25.53	1:12.48	0:58.49 [1]	0:46.95 [1]	0:34.66 [2]	0:22.90 [1]	0:11.76 [2]	3.5L				-7		
		Per-Anders Graberg		400-200	400-200		(0:13.99)	(0:11.54)	(0:12.28)	(0:11.76)	(0:11.14)	(0:11.76)							
7	3	<b>TORUK MAKTO</b>	2	66.1	0:10.98	0:25.84	1:12.75	0:58.62 [4]	0:46.91 [4]	0:34.52 [5]	0:22.62 [5]	0:11.64 [7]	5.0L				-8		
		Kazuya Asano		400-200	400-200		(0:14.13)	(0:11.71)	(0:12.39)	(0:11.90)	(0:10.98)	(0:11.64)							
8	8	<b>LAVENDER HAZE</b>	5	65.9	0:11.02	0:25.83	1:12.88	0:58.76 [3]	0:47.05 [3]	0:34.86 [3]	0:22.83 [3]	0:11.81 [5]	5.8L				+3		
		James Doyle		400-200	400-200		(0:14.12)	(0:11.71)	(0:12.19)	(0:12.03)	(0:11.02)	(0:11.81)							

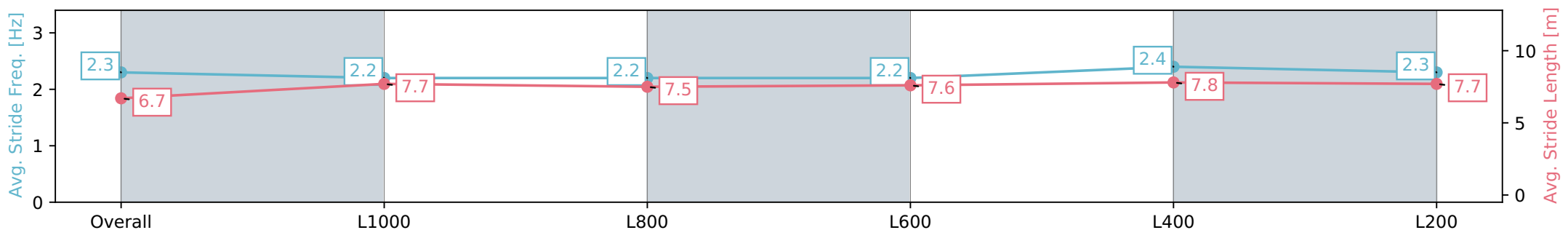
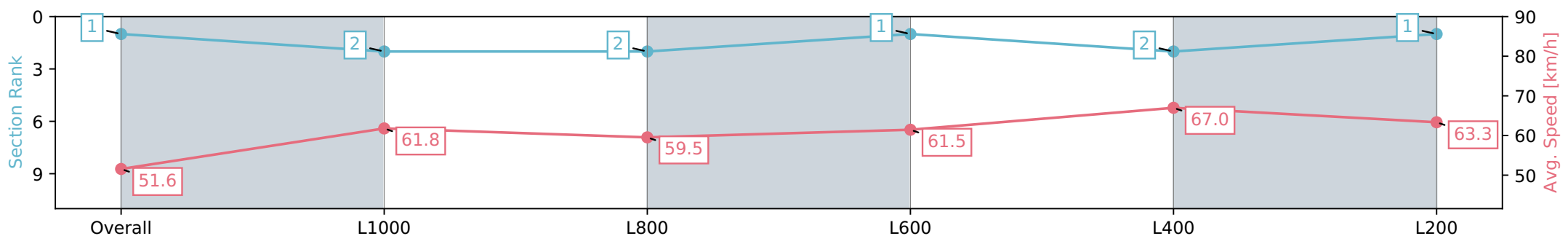
Horse/Jockey Name	VELOCIOUS
Finish Rank	1
Fastest Section Time (Section)	0:10.76 (L400)
Top Speed [km/h] (Section)	68.5 (L400)
Race State	Finished



Ellerslie NZ - Professional  
 Race 5: SISTEMA STAKES - 1200m  
 09 March 2024 - 3:29PM  
 Track Rating: Good 4, Weather: Fine, Rail Position: Out 5m From 1000m To 400m, Remainder Out 3m



Section	Overall	L1000	L800	L600	L400	L200
Section Times	1:11.88 [1] (0:14.02)	0:57.88 [2] (0:11.56)	0:46.31 [2] (0:12.24)	0:34.07 [1] (0:11.94)	0:22.13 [2] (0:10.76)	0:11.37 [1] (0:11.37)
Average Speed [km/h]	51.6	61.8	59.5	61.5	67.0	63.3
Top Speed [km/h]	62.2	62.3	61.4	64.7	68.5	67.3
Avg. Dist. to Rail [m]	3.5	0.3	0.9	3.0	5.0	3.8
Avg. Stride Freq. [Hz]	2.3	2.2	2.2	2.2	2.4	2.3
Avg. Stride Length [m]	6.7	7.7	7.5	7.6	7.8	7.7



Report Created: Tue 12 March 2024 17:39:59 GMT+11 (Note: Timing is based on positional data)

- [ ] Ranking at each section and finish
- :-:- No data available at this section
- NA No data available



Horse/Jockey Name	ARCHAIC SMILE
Finish Rank	2
Fastest Section Time (Section)	0:10.87 (L400)
Top Speed [km/h] (Section)	67.1 (L400)
Race State	Finished



Ellerslie NZ - Professional

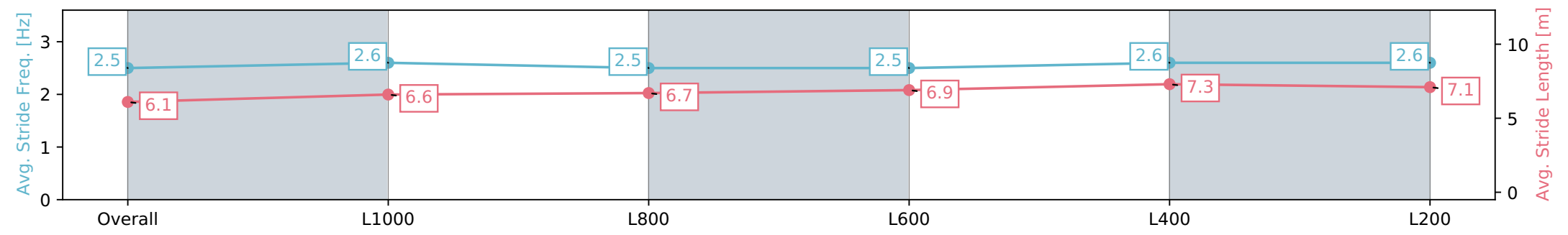
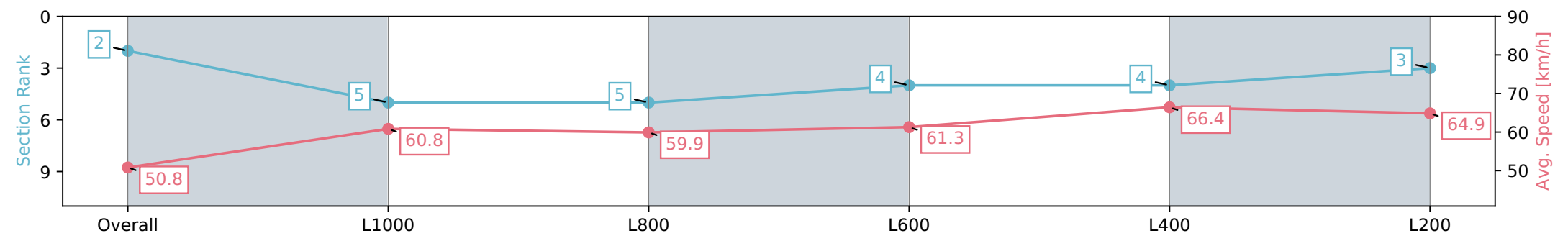
Race 5: SISTEMA STAKES - 1200m

09 March 2024 - 3:29PM



Track Rating: Good 4, Weather: Fine, Rail Position: Out 5m From 1000m To 400m, Remainder Out 3m

Section	Overall	L1000	L800	L600	L400	L200
Section Times	1:12.02 [2] (0:14.21)	0:57.81 [5] (0:11.72)	0:46.09 [5] (0:12.28)	0:33.81 [4] (0:11.86)	0:21.95 [4] (0:10.87)	0:11.08 [3] (0:11.08)
Average Speed [km/h]	50.8	60.8	59.9	61.3	66.4	64.9
Top Speed [km/h]	62.9	62.9	61.2	65.5	67.1	66.8
Avg. Dist. to Rail [m]	3.4	0.7	2.0	1.9	3.6	6.3
Avg. Stride Freq. [Hz]	2.5	2.6	2.5	2.5	2.6	2.6
Avg. Stride Length [m]	6.1	6.6	6.7	6.9	7.3	7.1



Report Created: Tue 12 March 2024 17:40:02 GMT+11 (Note: Timing is based on positional data)

- [ ] Ranking at each section and finish
- :-:- No data available at this section
- NA No data available

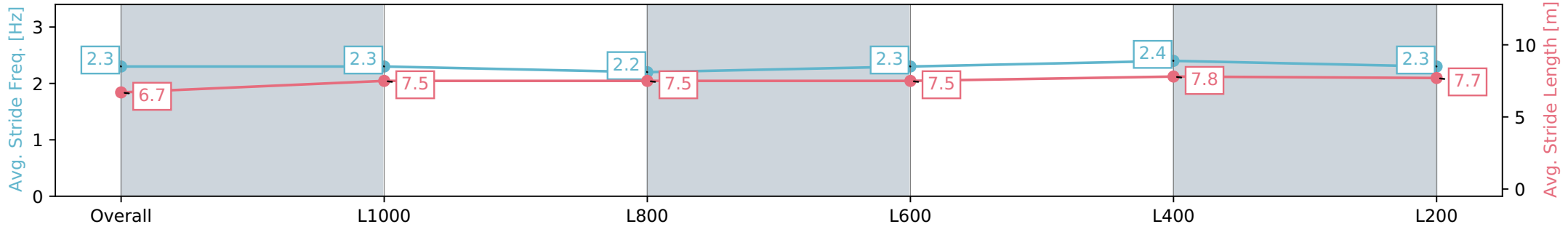
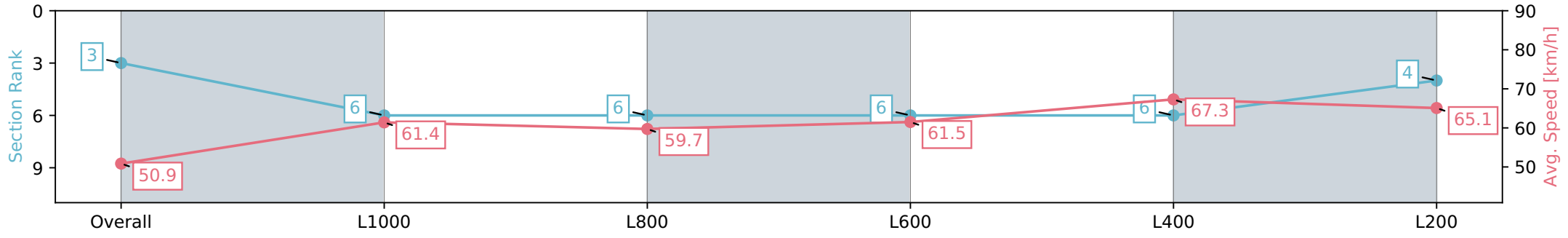
Horse/Jockey Name	CAPTURED BY LOVE
Finish Rank	3
Fastest Section Time (Section)	0:10.73 (L400)
Top Speed [km/h] (Section)	68.4 (L400)
Race State	Finished



Ellerslie NZ - Professional  
 Race 5: SISTEMA STAKES - 1200m  
 09 March 2024 - 3:29PM  
 Track Rating: Good 4, Weather: Fine, Rail Position: Out 5m From 1000m To 400m, Remainder Out 3m



Section	Overall	L1000	L800	L600	L400	L200
Section Times	1:12.02 [3] (0:14.27)	0:57.75 [6] (0:11.82)	0:45.93 [6] (0:12.18)	0:33.75 [6] (0:11.96)	0:21.79 [6] (0:10.73)	0:11.06 [4] (0:11.06)
Average Speed [km/h]	50.9	61.4	59.7	61.5	67.3	65.1
Top Speed [km/h]	59.4	63.2	61.3	64.1	68.4	67.5
Avg. Dist. to Rail [m]	6.3	2.5	2.2	3.6	7.2	8.4
Avg. Stride Freq. [Hz]	2.3	2.3	2.2	2.3	2.4	2.3
Avg. Stride Length [m]	6.7	7.5	7.5	7.5	7.8	7.7



Report Created: Tue 12 March 2024 17:40:05 GMT+11 (Note: Timing is based on positional data)

- [ ] Ranking at each section and finish
- :-:- No data available at this section
- NA No data available



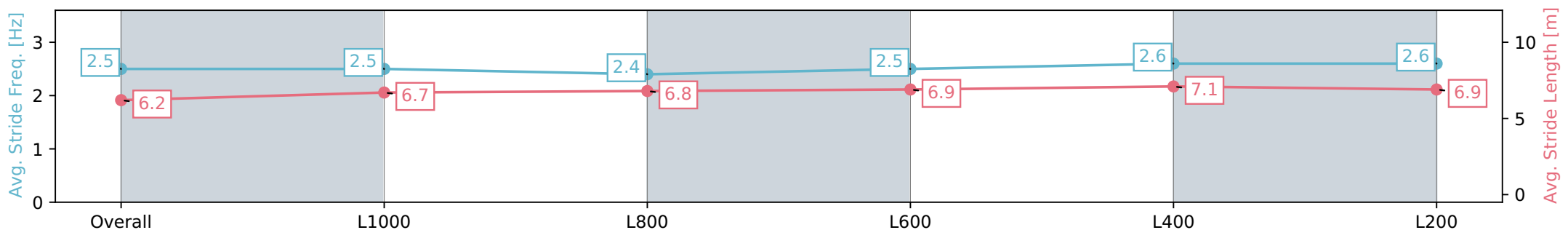
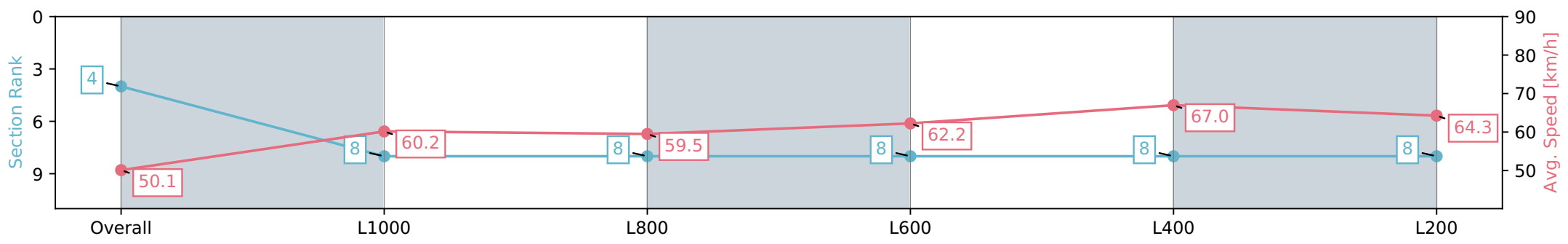
Horse/Jockey Name	SAVAGLEE
Finish Rank	4
Fastest Section Time (Section)	0:10.78 (L400)
Top Speed [km/h] (Section)	68.4 (L400)
Race State	Finished



Ellerslie NZ - Professional  
 Race 5: SISTEMA STAKES - 1200m  
 09 March 2024 - 3:29PM  
 Track Rating: Good 4, Weather: Fine, Rail Position: Out 5m From 1000m To 400m, Remainder Out 3m



Section	Overall	L1000	L800	L600	L400	L200
Section Times	1:12.37 [4] (0:14.41)	0:57.96 [8] (0:11.97)	0:45.99 [8] (0:12.18)	0:33.81 [8] (0:11.82)	0:21.99 [8] (0:10.78)	0:11.21 [8] (0:11.21)
Average Speed [km/h]	50.1	60.2	59.5	62.2	67.0	64.3
Top Speed [km/h]	62.3	61.6	61.6	64.6	68.4	67.3
Avg. Dist. to Rail [m]	5.6	0.5	1.7	3.4	8.4	9.7
Avg. Stride Freq. [Hz]	2.5	2.5	2.4	2.5	2.6	2.6
Avg. Stride Length [m]	6.2	6.7	6.8	6.9	7.1	6.9



Report Created: Tue 12 March 2024 17:40:08 GMT+11 (Note: Timing is based on positional data)

- [ ] Ranking at each section and finish
- :-:- No data available at this section
- NA No data available



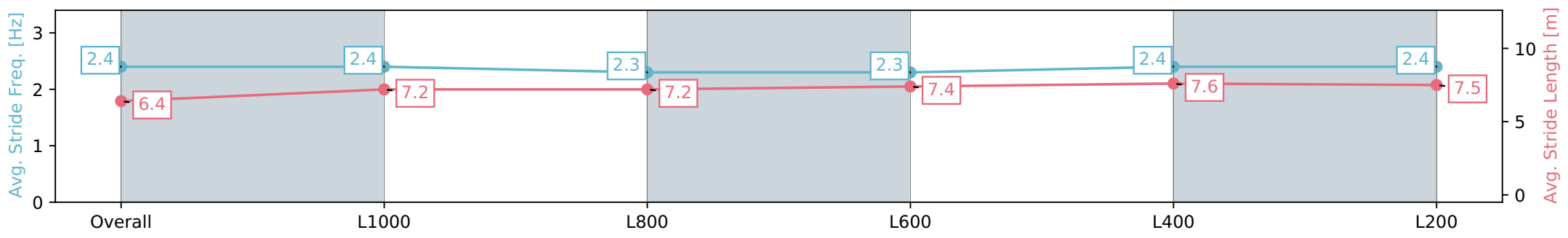
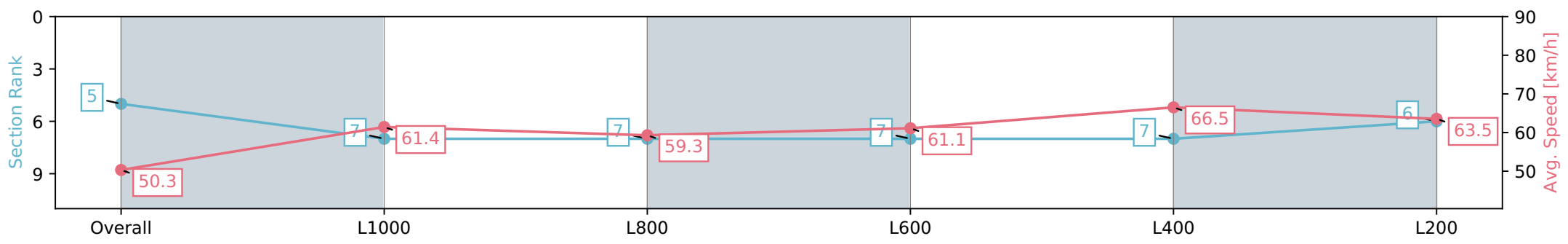
Horse/Jockey Name	FOREVERINTIME
Finish Rank	5
Fastest Section Time (Section)	0:10.85 (L400)
Top Speed [km/h] (Section)	68.0 (L400)
Race State	Finished

AUCKLAND  
THOROUGHBRED  
SINCE RACING 1854

Ellerslie NZ - Professional  
Race 5: SISTEMA STAKES - 1200m  
09 March 2024 - 3:29PM  
Track Rating: Good 4, Weather: Fine, Rail Position: Out 5m From  
1000m To 400m, Remainder Out 3m

ELLERSLIE

Section	Overall	L1000	L800	L600	L400	L200
Section Times	1:12.42 [5] (0:14.38)	0:58.04 [7] (0:11.75)	0:46.29 [7] (0:12.18)	0:34.11 [7] (0:11.94)	0:22.17 [7] (0:10.85)	0:11.32 [6] (0:11.32)
Average Speed [km/h]	50.3	61.4	59.3	61.1	66.5	63.5
Top Speed [km/h]	64.2	63.1	61.0	63.8	68.0	66.9
Avg. Dist. to Rail [m]	6.3	0.5	0.6	2.2	3.8	5.8
Avg. Stride Freq. [Hz]	2.4	2.4	2.3	2.3	2.4	2.4
Avg. Stride Length [m]	6.4	7.2	7.2	7.4	7.6	7.5



Report Created: Tue 12 March 2024 17:40:10 GMT+11 (Note: Timing is based on positional data)

- [ ] Ranking at each section and finish
- :-:- No data available at this section
- NA No data available

Horse/Jockey Name	POETIC CHAMPION
Finish Rank	6
Fastest Section Time (Section)	0:11.14 (L400)
Top Speed [km/h] (Section)	66.5 (L400)
Race State	Finished



Ellerslie NZ - Professional

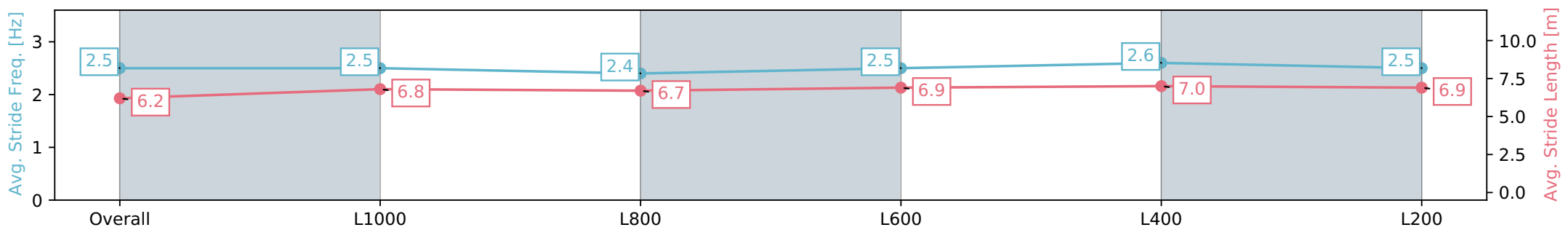
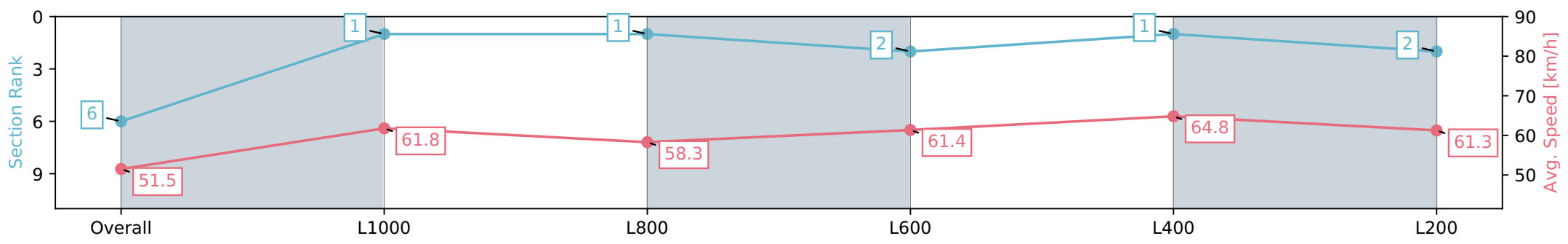
Race 5: SISTEMA STAKES - 1200m

09 March 2024 - 3:29PM

Track Rating: Good 4, Weather: Fine, Rail Position: Out 5m From 1000m To 400m, Remainder Out 3m



Section	Overall	L1000	L800	L600	L400	L200
Section Times	1:12.48 [6] (0:13.99)	0:58.49 [1] (0:11.54)	0:46.95 [1] (0:12.28)	0:34.66 [2] (0:11.76)	0:22.90 [1] (0:11.14)	0:11.76 [2] (0:11.76)
Average Speed [km/h]	51.5	61.8	58.3	61.4	64.8	61.3
Top Speed [km/h]	62.1	63.3	59.9	63.7	66.5	63.8
Avg. Dist. to Rail [m]	1.9	2.1	1.6	1.5	3.3	5.7
Avg. Stride Freq. [Hz]	2.5	2.5	2.4	2.5	2.6	2.5
Avg. Stride Length [m]	6.2	6.8	6.7	6.9	7.0	6.9



- [ ] Ranking at each section and finish
- :-:- No data available at this section
- NA No data available

Horse/Jockey Name	TORUK MAKTO
Finish Rank	7
Fastest Section Time (Section)	0:10.98 (L400)
Top Speed [km/h] (Section)	66.1 (L400)
Race State	Finished

AUCKLAND  
THOROUGHBRED  
SINCE RACING 1854

Ellerslie NZ - Professional

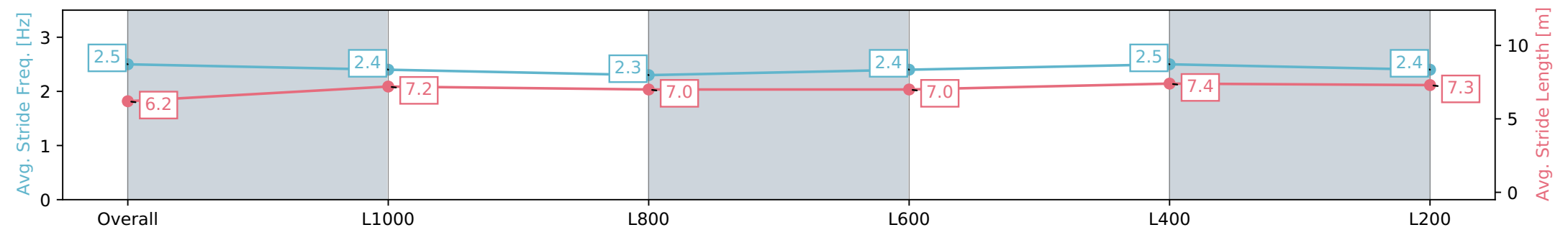
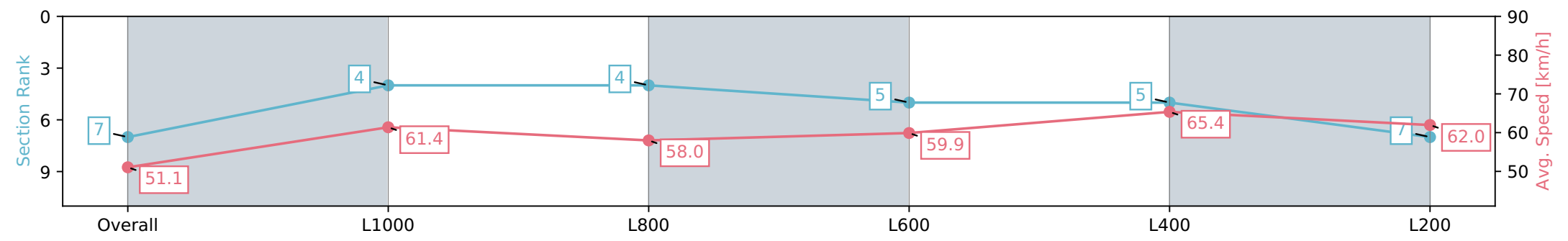
Race 5: SISTEMA STAKES - 1200m

09 March 2024 - 3:29PM

Track Rating: Good 4, Weather: Fine, Rail Position: Out 5m From  
1000m To 400m, Remainder Out 3m

ELLERSLIE

Section	Overall	L1000	L800	L600	L400	L200
Section Times	1:12.75 [7] (0:14.13)	0:58.62 [4] (0:11.71)	0:46.91 [4] (0:12.39)	0:34.52 [5] (0:11.90)	0:22.62 [5] (0:10.98)	0:11.64 [7] (0:11.64)
Average Speed [km/h]	51.1	61.4	58.0	59.9	65.4	62.0
Top Speed [km/h]	62.2	62.4	58.9	63.3	66.1	65.1
Avg. Dist. to Rail [m]	2.8	0.3	0.8	1.8	1.9	0.6
Avg. Stride Freq. [Hz]	2.5	2.4	2.3	2.4	2.5	2.4
Avg. Stride Length [m]	6.2	7.2	7.0	7.0	7.4	7.3



Report Created: Tue 12 March 2024 17:40:16 GMT+11 (Note: Timing is based on positional data)

- [ ] Ranking at each section and finish
- :-:- No data available at this section
- NA No data available



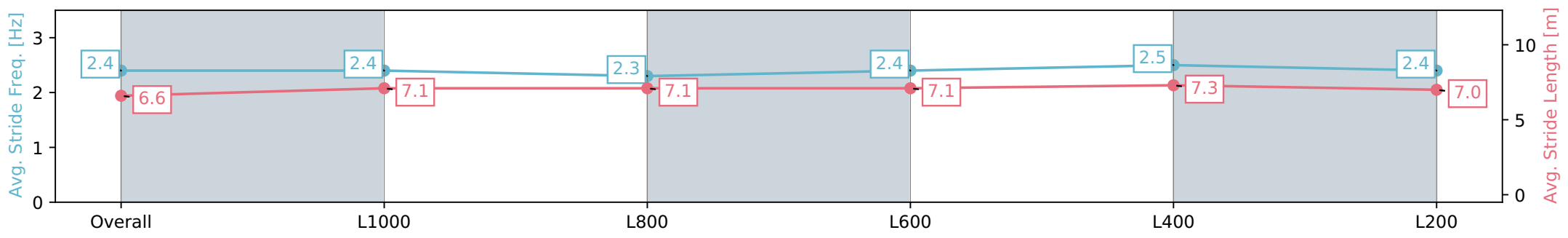
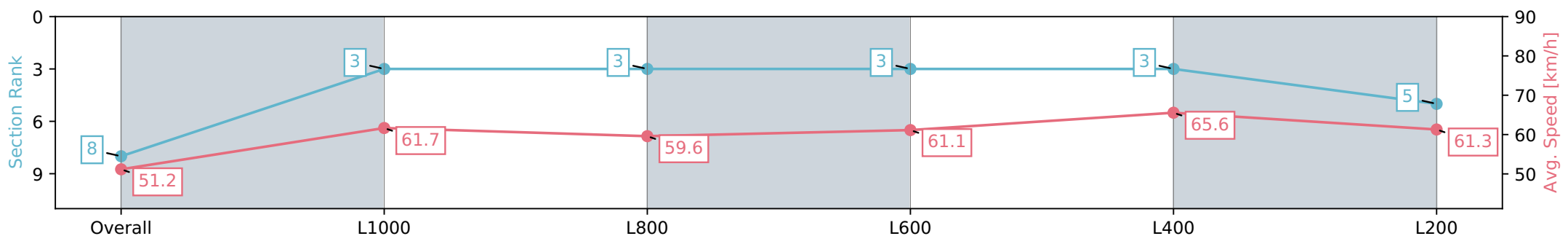
Horse/Jockey Name	LAVENDER HAZE
Finish Rank	8
Fastest Section Time (Section)	0:11.02 (L400)
Top Speed [km/h] (Section)	65.9 (L400)
Race State	Finished



Ellerslie NZ - Professional  
 Race 5: SISTEMA STAKES - 1200m  
 09 March 2024 - 3:29PM  
 Track Rating: Good 4, Weather: Fine, Rail Position: Out 5m From 1000m To 400m, Remainder Out 3m



Section	Overall	L1000	L800	L600	L400	L200
Section Times	1:12.88 [8] (0:14.12)	0:58.76 [3] (0:11.71)	0:47.05 [3] (0:12.19)	0:34.86 [3] (0:12.03)	0:22.83 [3] (0:11.02)	0:11.81 [5] (0:11.81)
Average Speed [km/h]	51.2	61.7	59.6	61.1	65.6	61.3
Top Speed [km/h]	61.1	62.5	60.6	64.2	65.9	64.2
Avg. Dist. to Rail [m]	3.8	0.8	2.2	3.4	4.7	7.0
Avg. Stride Freq. [Hz]	2.4	2.4	2.3	2.4	2.5	2.4
Avg. Stride Length [m]	6.6	7.1	7.1	7.1	7.3	7.0



Report Created: Tue 12 March 2024 17:40:19 GMT+11 (Note: Timing is based on positional data)

- [ ] Ranking at each section and finish
- :-:- No data available at this section
- NA No data available

