

Track Rating: Good 4, Weather: Fine, Rail Position: Out 5m From 1000m To 400m,
Remainder Out 3m

Section								Overall	L1200	L1000	L800	L600	L400		
Field Times								1:23.85 (0:13.39)	1:10.46 (0:11.00)	0:59.46 (0:11.98)	0:47.48 (0:12.09)	0:35.39 (0:12.00)	0:23.39 (0:11.29)		
Position	#	Horse/Jockey	Barrier	Top Speed [km/h]	Fastest Section	First 400m								Distance Travelled From Winner [m]	
1	3	HAT TRICK Michael McNab	6	68.0 1200-1000	0:11.01 1200-1000	0:24.41	1:23.85 (0:13.40)	1:10.47 [2] (0:11.01)	0:59.46 [1] (0:11.98)	0:47.48 [1] (0:12.09)	0:35.39 [1] (0:12.00)	0:23.39 [1] (0:11.28)			
2	2	YOU SAY D'ORSAY James Doyle	4	65.3 1400-1200	0:11.32 400-200	0:25.04	1:24.14 (0:13.61)	1:10.53 [4] (0:11.43)	0:59.10 [4] (0:11.83)	0:47.27 [4] (0:12.01)	0:35.26 [4] (0:11.96)	0:23.30 [4] (0:11.32)	-1		
3	12	DARCI'S ANGEL Warren Kennedy	5	64.9 400-200	0:11.37 400-200	0:25.46	1:24.18 (0:13.91)	1:10.27 [6] (0:11.55)	0:58.72 [7] (0:11.54)	0:47.18 [5] (0:11.97)	0:35.21 [5] (0:11.90)	0:23.31 [5] (0:11.37)	-1		
4	4	SMOKESHOW Masahiro Hashizume	1	66.0 400-200	0:11.16 400-200	0:25.85	1:24.21 (0:13.95)	1:10.26 [7] (0:11.90)	0:58.36 [9] (0:11.68)	0:46.68 [9] (0:11.90)	0:34.78 [9] (0:11.73)	0:23.05 [8] (0:11.16)	-2		
5	10	RIGHTLY SO Kazuya Asano	11	65.9 400-200	0:11.11 400-200	0:26.07	1:24.26 (0:14.35)	1:09.91 [10] (0:11.72)	0:58.19 [10] (0:11.64)	0:46.55 [11] (0:11.91)	0:34.64 [11] (0:11.84)	0:22.80 [10] (0:11.11)	+5		
6	6	LOOSE CHANGE Lynsey Satherley	12	67.3 1200-1000	0:11.23 1200-1000	0:24.62	1:24.45 (0:13.39)	1:11.06 [1] (0:11.23)	0:59.83 [2] (0:11.80)	0:48.03 [2] (0:12.10)	0:35.93 [2] (0:12.15)	0:23.78 [2] (0:11.39)	+5		
7	9	THINK I GOT CHA Ryan Elliot	8	65.9 400-200	0:11.21 400-200	0:25.56	1:24.49 (0:14.11)	1:10.38 [8] (0:11.45)	0:58.93 [8] (0:11.74)	0:47.19 [8] (0:11.99)	0:35.20 [8] (0:11.82)	0:23.38 [7] (0:11.21)	+4		
8	14	SALUTO Jasmine Fawcett	3	65.6 400-200	0:11.17 400-200	0:26.26	1:24.58 (0:14.69)	1:09.89 [12] (0:11.56)	0:58.32 [12] (0:11.44)	0:46.88 [10] (0:11.91)	0:34.97 [10] (0:11.99)	0:22.98 [12] (0:11.17)	+1		
9	11	DEALERS CHOICE Matthew Cameron	10	64.9 1400-1200	0:11.40 400-200	0:25.44	1:24.66 (0:13.88)	1:10.78 [5] (0:11.56)	0:59.22 [5] (0:11.68)	0:47.54 [6] (0:11.99)	0:35.55 [6] (0:11.85)	0:23.70 [6] (0:11.40)	+6		
10	1	SON OF SUN Ngakau Hailey	2	64.9 400-200	0:11.21 400-200	0:26.24	1:24.69 (0:14.44)	1:10.25 [11] (0:11.80)	0:58.45 [11] (0:11.60)	0:46.85 [12] (0:11.92)	0:34.93 [12] (0:11.73)	0:23.20 [11] (0:11.21)	-1		

Scratched: Rochester (#5), Noble Boy (#8)

Track Rating: Good 4, Weather: Fine, Rail Position: Out 5m From 1000m To 400m,
Remainder Out 3m

Section												Overall	L1200	L1000	L800	L600	L400		
Field Times												1:23.85	1:10.46	0:59.46	0:47.48	0:35.39	0:23.39		
												(0:13.39)	(0:11.00)	(0:11.98)	(0:12.09)	(0:12.00)	(0:11.29)		
Position	#	Horse/Jockey	Barrier	Top Speed [km/h]	Fastest Section	First 400m												Distance Travelled From Winner [m]	
11	13	PROCELLA	7	65.7	0:11.31	0:25.44	1:25.01	1:10.88 [9]	0:59.57 [5]	0:47.84 [7]	0:35.81 [7]	0:23.64 [9]					+9		
		Kelly Myers		1200-1000	1200-1000		(0:14.13)	(0:11.31)	(0:11.73)	(0:12.03)	(0:12.17)	(0:11.49)							
11	7	HE'S PLATINUM	9	65.8	0:11.34	0:24.92	1:25.01	1:11.43 [3]	1:00.09 [3]	0:48.24 [3]	0:36.23 [3]	0:24.25 [3]					+9		
		Samantha Spratt		1400-1200	1200-1000		(0:13.57)	(0:11.34)	(0:11.85)	(0:12.01)	(0:11.98)	(0:11.62)							

Scratched: Rochester (#5), Noble Boy (#8)

Track Rating: Good 4, Weather: Fine, Rail Position: Out 5m From 1000m To 400m,
Remainder Out 3m

Section
Field Times

L200
0:12.10
(0:12.10)

Position	#	Horse/Jockey	Barrier	Top Speed [km/h]	Fastest Section	First 400m	Margin							Distance Travelled From Winner [m]
1	3	HAT TRICK Michael McNab	6	68.0 1200-1000	0:11.01 1200-1000	0:24.41	0:12.10 [1] (0:12.10)	1:23.85						
2	2	YOU SAY D'ORSAY James Doyle	4	65.3 1400-1200	0:11.32 400-200	0:25.04	0:11.98 [3] (0:11.98)	1.8L						-1
3	12	DARCI'S ANGEL Warren Kennedy	5	64.9 400-200	0:11.37 400-200	0:25.46	0:11.94 [4] (0:11.94)	2.0L						-1
4	4	SMOKESHOW Masahiro Hashizume	1	66.0 400-200	0:11.16 400-200	0:25.85	0:11.89 [6] (0:11.89)	2.3L						-2
5	10	RIGHTLY SO Kazuya Asano	11	65.9 400-200	0:11.11 400-200	0:26.07	0:11.69 [9] (0:11.69)	2.3L						+5
6	6	LOOSE CHANGE Lynsey Satherley	12	67.3 1200-1000	0:11.23 1200-1000	0:24.62	0:12.39 [2] (0:12.39)	3.5L						+5
7	9	THINK I GOT CHA Ryan Elliot	8	65.9 400-200	0:11.21 400-200	0:25.56	0:12.17 [5] (0:12.17)	3.8L						+4
8	14	SALUTO Jasmine Fawcett	3	65.6 400-200	0:11.17 400-200	0:26.26	0:11.81 [11] (0:11.81)	4.3L						+1
9	11	DEALERS CHOICE Matthew Cameron	10	64.9 1400-1200	0:11.40 400-200	0:25.44	0:12.30 [7] (0:12.30)	4.5L						+6
10	1	SON OF SUN Ngakau Hailey	2	64.9 400-200	0:11.21 400-200	0:26.24	0:11.99 [10] (0:11.99)	4.8L						-1

Scratched: Rochester (#5), Noble Boy (#8)

Track Rating: Good 4, Weather: Fine, Rail Position: Out 5m From 1000m To 400m,
Remainder Out 3m

Section											L200				
Field Times											0:12.10				
										(0:12.10)					
Position	#	Horse/Jockey	Barrier	Top Speed [km/h]	Fastest Section	First 400m	Margin							Distance Travelled From Winner [m]	
11	13	PROCELLA	7	65.7	0:11.31	0:25.44	0:12.15 [12]	6.5L							+9
		Kelly Myers		1200-1000	1200-1000		(0:12.15)								
11	7	HE'S PLATINUM	9	65.8	0:11.34	0:24.92	0:12.63 [8]	6.5L							+9
		Samantha Spratt		1400-1200	1200-1000		(0:12.63)								

Scratched: Rochester (#5), Noble Boy (#8)

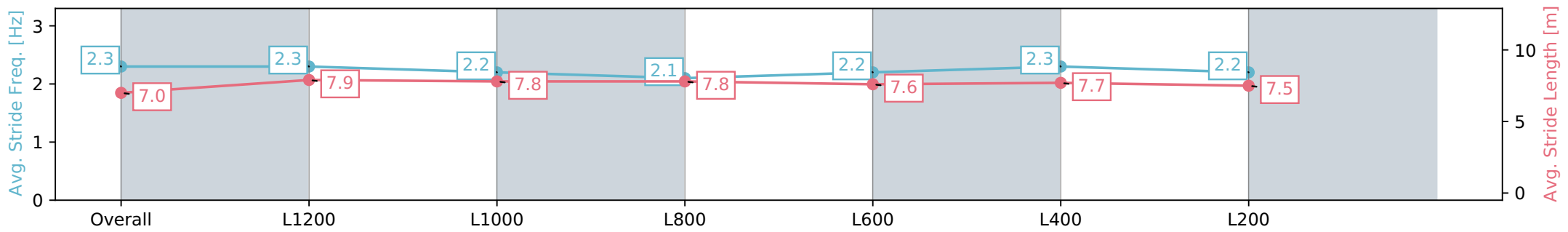
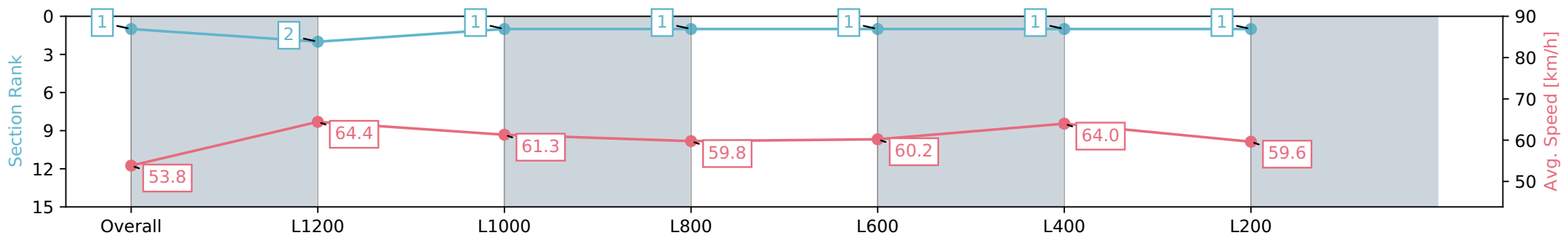
Horse/Jockey Name	HAT TRICK
Finish Rank	1
Fastest Section Time (Section)	0:11.01 (L1200)
Top Speed [km/h] (Section)	68.0 (L1200)
Race State	Finished



Ellerslie NZ - Professional
 Race 4: THANK YOU TO THE NZB KIWI SLOT HOLDERS
 1400 - 1400m
 09 March 2024 - 2:53PM
 Track Rating: Good 4, Weather: Fine, Rail Position: Out 5m From 1000m To 400m, Remainder Out 3m



Section	Overall	L1200	L1000	L800	L600	L400	L200
Section Times	1:23.85 [1] (0:13.40)	1:10.47 [2] (0:11.01)	0:59.46 [1] (0:11.98)	0:47.48 [1] (0:12.09)	0:35.39 [1] (0:12.00)	0:23.39 [1] (0:11.28)	0:12.10 [1] (0:12.10)
Average Speed [km/h]	53.8	64.4	61.3	59.8	60.2	64.0	59.6
Top Speed [km/h]	67.4	68.0	62.7	60.7	63.1	64.6	63.0
Avg. Dist. to Rail [m]	4.8	2.1	1.4	0.8	0.7	0.2	0.7
Avg. Stride Freq. [Hz]	2.3	2.3	2.2	2.1	2.2	2.3	2.2
Avg. Stride Length [m]	7.0	7.9	7.8	7.8	7.6	7.7	7.5



- [] Ranking at each section and finish
- :-:- No data available at this section
- NA No data available

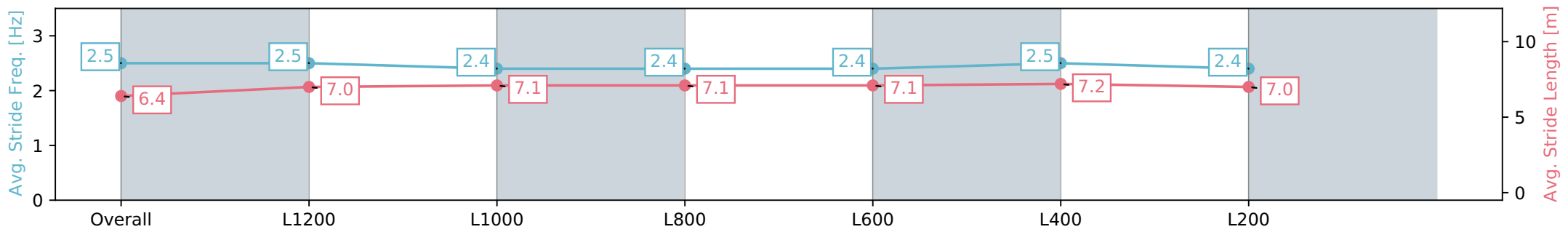
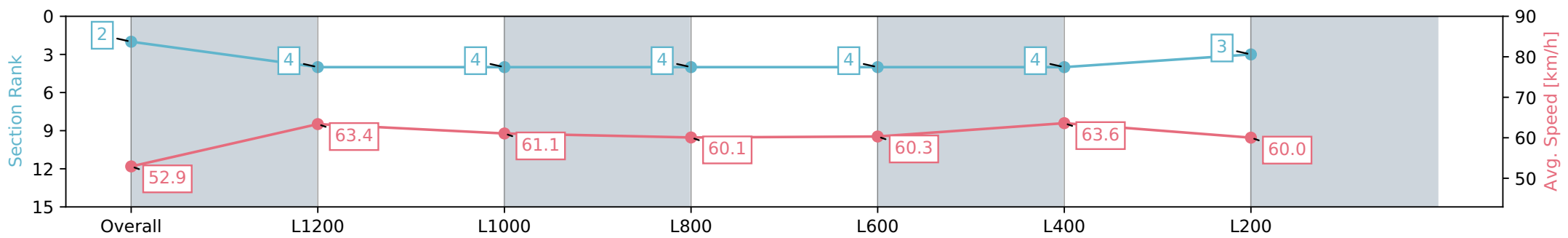
Horse/Jockey Name	YOU SAY D'ORSAY
Finish Rank	2
Fastest Section Time (Section)	0:11.32 (L400)
Top Speed [km/h] (Section)	65.3 (Overall)
Race State	Finished



Ellerslie NZ - Professional
 Race 4: THANK YOU TO THE NZB KIWI SLOT HOLDERS
 1400 - 1400m
 09 March 2024 - 2:53PM
 Track Rating: Good 4, Weather: Fine, Rail Position: Out 5m From 1000m To 400m, Remainder Out 3m



Section	Overall	L1200	L1000	L800	L600	L400	L200
Section Times	1:24.14 [2] (0:13.61)	1:10.53 [4] (0:11.43)	0:59.10 [4] (0:11.83)	0:47.27 [4] (0:12.01)	0:35.26 [4] (0:11.96)	0:23.30 [4] (0:11.32)	0:11.98 [3] (0:11.98)
Average Speed [km/h]	52.9	63.4	61.1	60.1	60.3	63.6	60.0
Top Speed [km/h]	65.3	64.9	62.2	62.0	61.7	64.5	63.2
Avg. Dist. to Rail [m]	2.6	1.8	0.9	0.6	0.4	0.4	0.4
Avg. Stride Freq. [Hz]	2.5	2.5	2.4	2.4	2.4	2.5	2.4
Avg. Stride Length [m]	6.4	7.0	7.1	7.1	7.1	7.2	7.0



- [] Ranking at each section and finish
- :-:- No data available at this section
- NA No data available

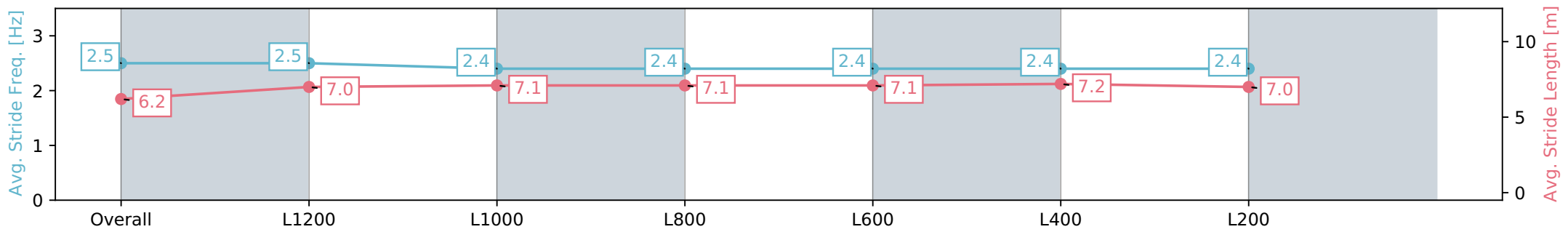
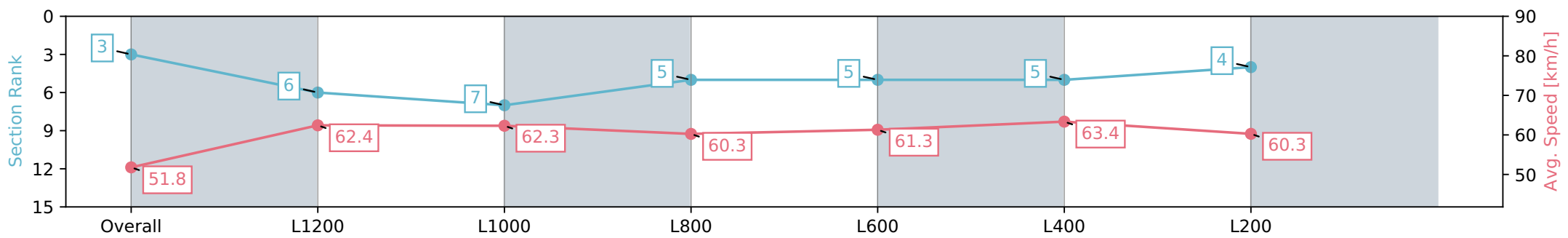
Horse/Jockey Name	DARCI'S ANGEL
Finish Rank	3
Fastest Section Time (Section)	0:11.37 (L400)
Top Speed [km/h] (Section)	64.9 (L400)
Race State	Finished



Ellerslie NZ - Professional
 Race 4: THANK YOU TO THE NZB KIWI SLOT HOLDERS
 1400 - 1400m
 09 March 2024 - 2:53PM
 Track Rating: Good 4, Weather: Fine, Rail Position: Out 5m From 1000m To 400m, Remainder Out 3m



Section	Overall	L1200	L1000	L800	L600	L400	L200
Section Times	1:24.18 [3] (0:13.91)	1:10.27 [6] (0:11.55)	0:58.72 [7] (0:11.54)	0:47.18 [5] (0:11.97)	0:35.21 [5] (0:11.90)	0:23.31 [5] (0:11.37)	0:11.94 [4] (0:11.94)
Average Speed [km/h]	51.8	62.4	62.3	60.3	61.3	63.4	60.3
Top Speed [km/h]	64.3	64.3	63.4	62.2	62.4	64.9	62.5
Avg. Dist. to Rail [m]	2.6	0.5	0.5	0.5	2.0	2.6	3.8
Avg. Stride Freq. [Hz]	2.5	2.5	2.4	2.4	2.4	2.4	2.4
Avg. Stride Length [m]	6.2	7.0	7.1	7.1	7.1	7.2	7.0



- [] Ranking at each section and finish
- :-:- No data available at this section
- NA No data available

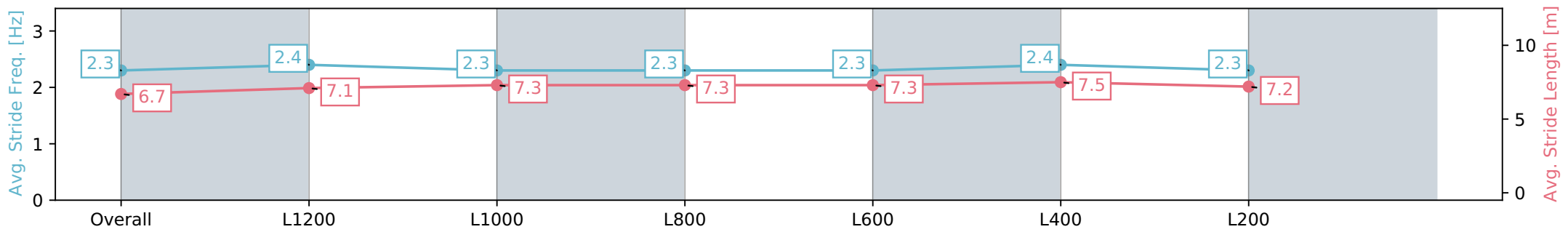
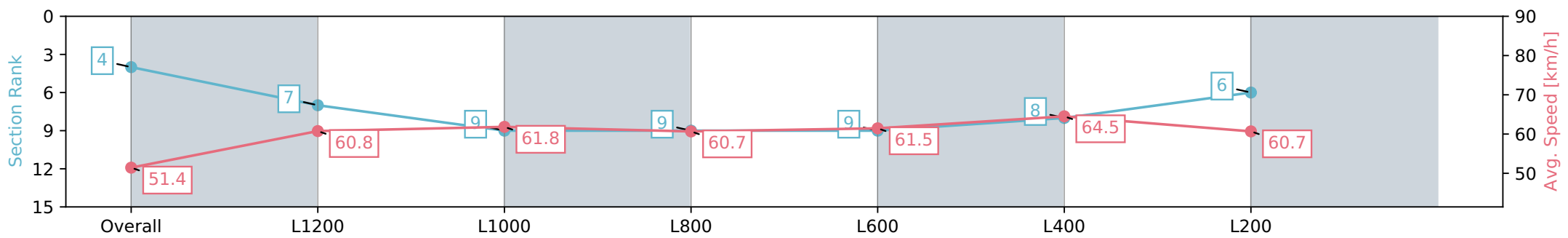
Horse/Jockey Name	SMOKESHOW
Finish Rank	4
Fastest Section Time (Section)	0:11.16 (L400)
Top Speed [km/h] (Section)	66.0 (L400)
Race State	Finished



Ellerslie NZ - Professional
 Race 4: THANK YOU TO THE NZB KIWI SLOT HOLDERS
 1400 - 1400m
 09 March 2024 - 2:53PM
 Track Rating: Good 4, Weather: Fine, Rail Position: Out 5m From 1000m To 400m, Remainder Out 3m



Section	Overall	L1200	L1000	L800	L600	L400	L200
Section Times	1:24.21 [4] (0:13.95)	1:10.26 [7] (0:11.90)	0:58.36 [9] (0:11.68)	0:46.68 [9] (0:11.90)	0:34.78 [9] (0:11.73)	0:23.05 [8] (0:11.16)	0:11.89 [6] (0:11.89)
Average Speed [km/h]	51.4	60.8	61.8	60.7	61.5	64.5	60.7
Top Speed [km/h]	63.9	63.2	63.8	61.8	62.3	66.0	64.0
Avg. Dist. to Rail [m]	2.6	1.5	1.1	0.8	0.3	2.6	7.2
Avg. Stride Freq. [Hz]	2.3	2.4	2.3	2.3	2.3	2.4	2.3
Avg. Stride Length [m]	6.7	7.1	7.3	7.3	7.3	7.5	7.2



- [] Ranking at each section and finish
- :-:- No data available at this section
- NA No data available

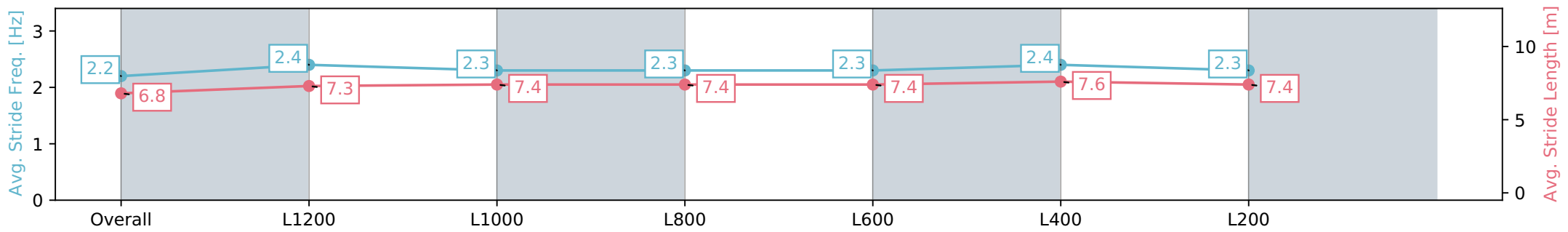
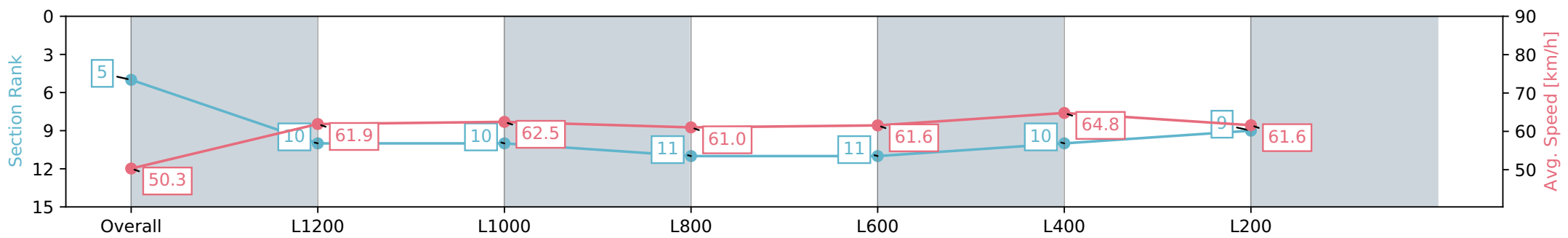
Horse/Jockey Name	RIGHTLY SO
Finish Rank	5
Fastest Section Time (Section)	0:11.11 (L400)
Top Speed [km/h] (Section)	65.9 (L400)
Race State	Finished



Ellerslie NZ - Professional
 Race 4: THANK YOU TO THE NZB KIWI SLOT HOLDERS
 1400 - 1400m
 09 March 2024 - 2:53PM
 Track Rating: Good 4, Weather: Fine, Rail Position: Out 5m From 1000m To 400m, Remainder Out 3m



Section	Overall	L1200	L1000	L800	L600	L400	L200
Section Times	1:24.26 [5] (0:14.35)	1:09.91 [10] (0:11.72)	0:58.19 [10] (0:11.64)	0:46.55 [11] (0:11.91)	0:34.64 [11] (0:11.84)	0:22.80 [10] (0:11.11)	0:11.69 [9] (0:11.69)
Average Speed [km/h]	50.3	61.9	62.5	61.0	61.6	64.8	61.6
Top Speed [km/h]	62.2	63.4	63.3	62.4	63.6	65.9	63.4
Avg. Dist. to Rail [m]	8.0	3.1	2.6	2.0	2.1	3.2	6.5
Avg. Stride Freq. [Hz]	2.2	2.4	2.3	2.3	2.3	2.4	2.3
Avg. Stride Length [m]	6.8	7.3	7.4	7.4	7.4	7.6	7.4



- [] Ranking at each section and finish
- :-:- No data available at this section
- NA No data available

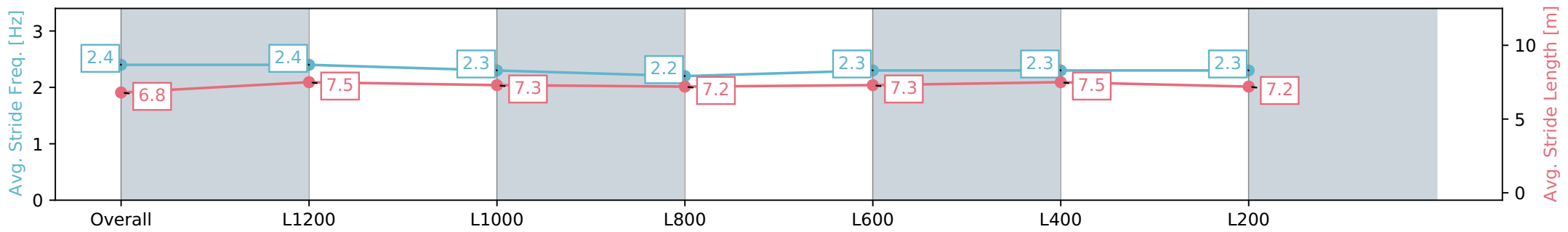
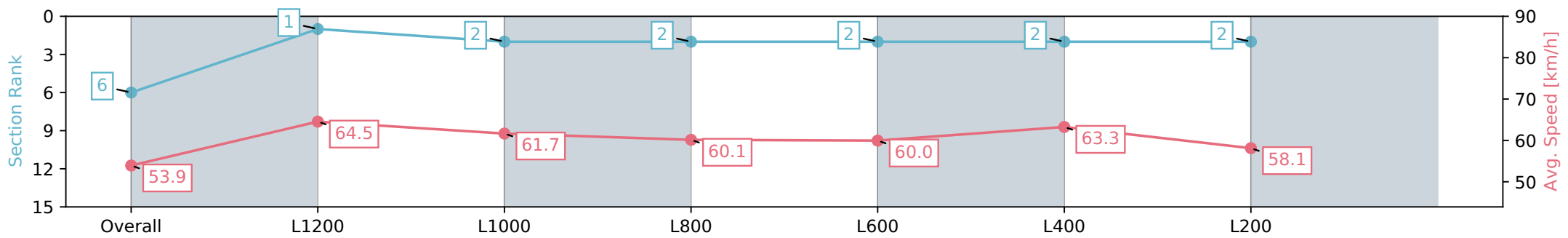
Horse/Jockey Name	LOOSE CHANGE
Finish Rank	6
Fastest Section Time (Section)	0:11.23 (L1200)
Top Speed [km/h] (Section)	67.3 (L1200)
Race State	Finished



Ellerslie NZ - Professional
 Race 4: THANK YOU TO THE NZB KIWI SLOT HOLDERS
 1400 - 1400m
 09 March 2024 - 2:53PM
 Track Rating: Good 4, Weather: Fine, Rail Position: Out 5m From 1000m To 400m, Remainder Out 3m



Section	Overall	L1200	L1000	L800	L600	L400	L200
Section Times	1:24.45 [6] (0:13.39)	1:11.06 [1] (0:11.23)	0:59.83 [2] (0:11.80)	0:48.03 [2] (0:12.10)	0:35.93 [2] (0:12.15)	0:23.78 [2] (0:11.39)	0:12.39 [2] (0:12.39)
Average Speed [km/h]	53.9	64.5	61.7	60.1	60.0	63.3	58.1
Top Speed [km/h]	67.1	67.3	62.9	60.7	63.1	64.4	62.1
Avg. Dist. to Rail [m]	9.5	2.6	1.9	2.2	2.8	2.0	1.7
Avg. Stride Freq. [Hz]	2.4	2.4	2.3	2.2	2.3	2.3	2.3
Avg. Stride Length [m]	6.8	7.5	7.3	7.2	7.3	7.5	7.2



Report Created: Tue 12 March 2024 17:09:17 GMT+11 (Note: Timing is based on positional data)

- [] Ranking at each section and finish
- :-:- No data available at this section
- NA No data available



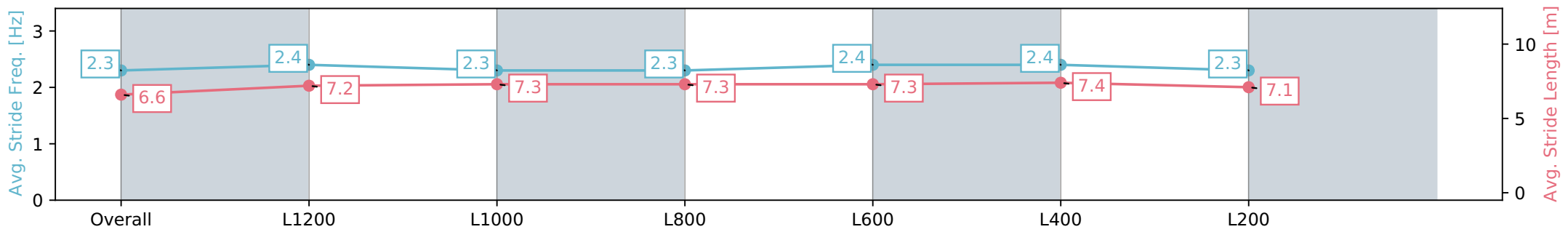
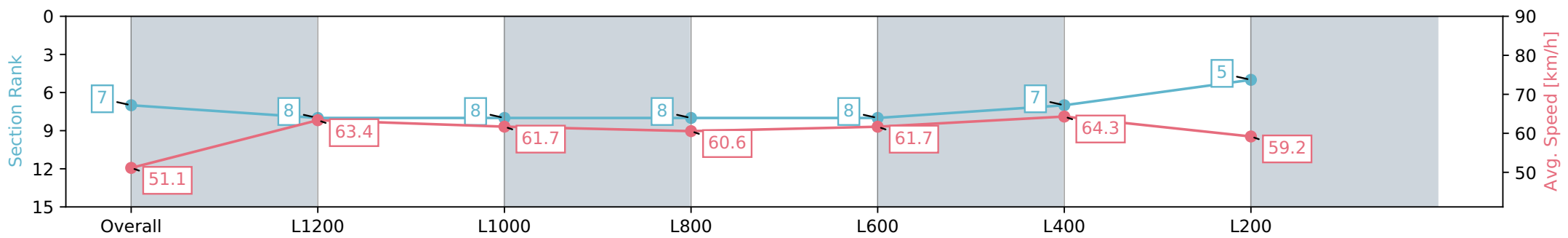
Horse/Jockey Name	THINK I GOT CHA
Finish Rank	7
Fastest Section Time (Section)	0:11.21 (L400)
Top Speed [km/h] (Section)	65.9 (L400)
Race State	Finished



Ellerslie NZ - Professional
 Race 4: THANK YOU TO THE NZB KIWI SLOT HOLDERS
 1400 - 1400m
 09 March 2024 - 2:53PM
 Track Rating: Good 4, Weather: Fine, Rail Position: Out 5m From 1000m To 400m, Remainder Out 3m



Section	Overall	L1200	L1000	L800	L600	L400	L200
Section Times	1:24.49 [7] (0:14.11)	1:10.38 [8] (0:11.45)	0:58.93 [8] (0:11.74)	0:47.19 [8] (0:11.99)	0:35.20 [8] (0:11.82)	0:23.38 [7] (0:11.21)	0:12.17 [5] (0:12.17)
Average Speed [km/h]	51.1	63.4	61.7	60.6	61.7	64.3	59.2
Top Speed [km/h]	64.6	65.1	62.8	61.7	63.7	65.9	64.4
Avg. Dist. to Rail [m]	5.5	2.6	2.0	1.8	2.1	4.9	8.6
Avg. Stride Freq. [Hz]	2.3	2.4	2.3	2.3	2.4	2.4	2.3
Avg. Stride Length [m]	6.6	7.2	7.3	7.3	7.3	7.4	7.1



Report Created: Tue 12 March 2024 17:09:21 GMT+11 (Note: Timing is based on positional data)

- [] Ranking at each section and finish
- :-:- No data available at this section
- NA No data available



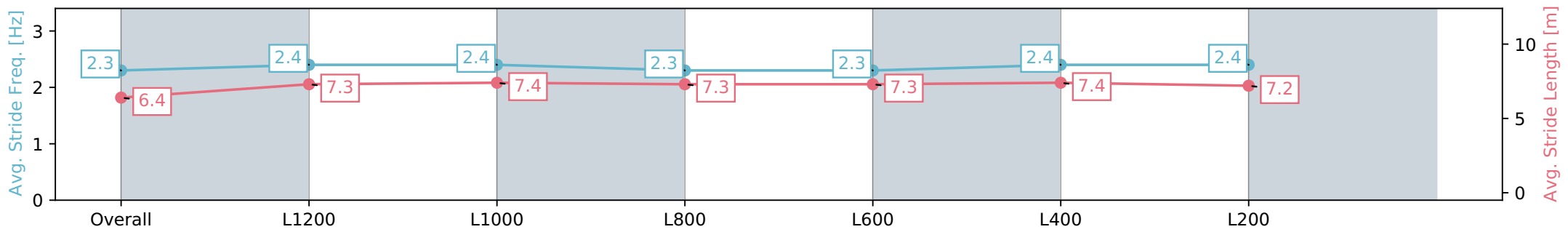
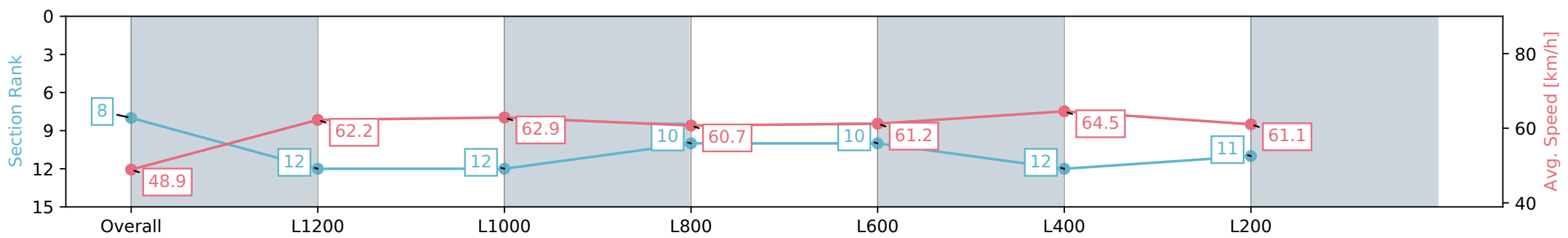
Horse/Jockey Name	SALUTO
Finish Rank	8
Fastest Section Time (Section)	0:11.17 (L400)
Top Speed [km/h] (Section)	65.6 (L400)
Race State	Finished



Ellerslie NZ - Professional
 Race 4: THANK YOU TO THE NZB KIWI SLOT HOLDERS
 1400 - 1400m
 09 March 2024 - 2:53PM
 Track Rating: Good 4, Weather: Fine, Rail Position: Out 5m From 1000m To 400m, Remainder Out 3m



Section	Overall	L1200	L1000	L800	L600	L400	L200
Section Times	1:24.58 [8] (0:14.69)	1:09.89 [12] (0:11.56)	0:58.32 [12] (0:11.44)	0:46.88 [10] (0:11.91)	0:34.97 [10] (0:11.99)	0:22.98 [12] (0:11.17)	0:11.81 [11] (0:11.81)
Average Speed [km/h]	48.9	62.2	62.9	60.7	61.2	64.5	61.1
Top Speed [km/h]	64.7	63.9	64.5	62.4	63.6	65.6	65.1
Avg. Dist. to Rail [m]	1.5	0.5	0.3	0.9	3.3	6.6	9.1
Avg. Stride Freq. [Hz]	2.3	2.4	2.4	2.3	2.3	2.4	2.4
Avg. Stride Length [m]	6.4	7.3	7.4	7.3	7.3	7.4	7.2



Report Created: Tue 12 March 2024 17:09:24 GMT+11 (Note: Timing is based on positional data)

- [] Ranking at each section and finish
- :-:- No data available at this section
- NA No data available



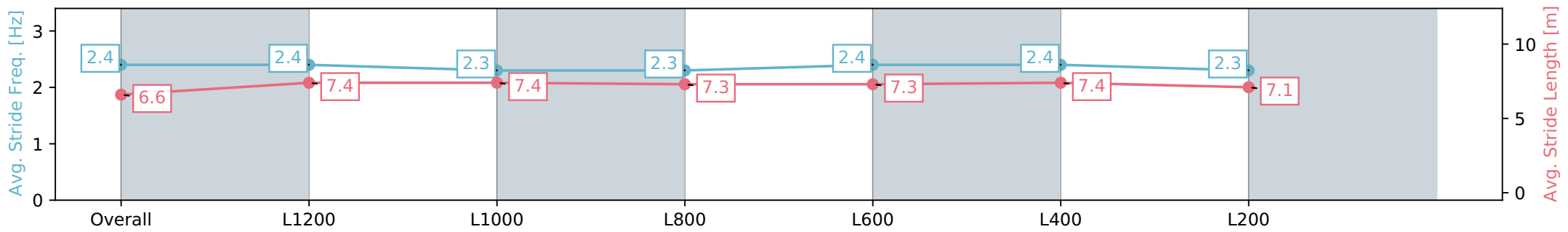
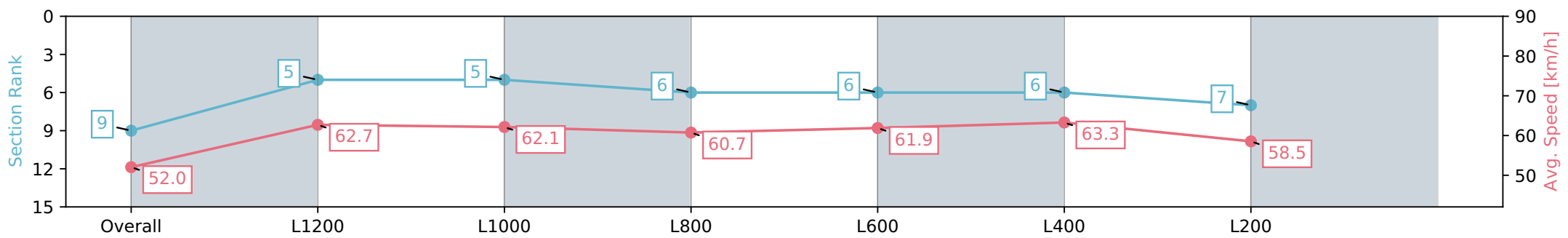
Horse/Jockey Name	DEALERS CHOICE
Finish Rank	9
Fastest Section Time (Section)	0:11.40 (L400)
Top Speed [km/h] (Section)	64.9 (Overall)
Race State	Finished



Ellerslie NZ - Professional
 Race 4: THANK YOU TO THE NZB KIWI SLOT HOLDERS
 1400 - 1400m
 09 March 2024 - 2:53PM
 Track Rating: Good 4, Weather: Fine, Rail Position: Out 5m From 1000m To 400m, Remainder Out 3m



Section	Overall	L1200	L1000	L800	L600	L400	L200
Section Times	1:24.66 [9] (0:13.88)	1:10.78 [5] (0:11.56)	0:59.22 [5] (0:11.68)	0:47.54 [6] (0:11.99)	0:35.55 [6] (0:11.85)	0:23.70 [6] (0:11.40)	0:12.30 [7] (0:12.30)
Average Speed [km/h]	52.0	62.7	62.1	60.7	61.9	63.3	58.5
Top Speed [km/h]	64.9	64.1	64.0	62.4	63.3	64.8	61.5
Avg. Dist. to Rail [m]	7.8	2.9	2.1	2.5	3.0	5.6	8.0
Avg. Stride Freq. [Hz]	2.4	2.4	2.3	2.3	2.4	2.4	2.3
Avg. Stride Length [m]	6.6	7.4	7.4	7.3	7.3	7.4	7.1



Report Created: Tue 12 March 2024 17:09:27 GMT+11 (Note: Timing is based on positional data)

- [] Ranking at each section and finish
- :-:- No data available at this section
- NA No data available



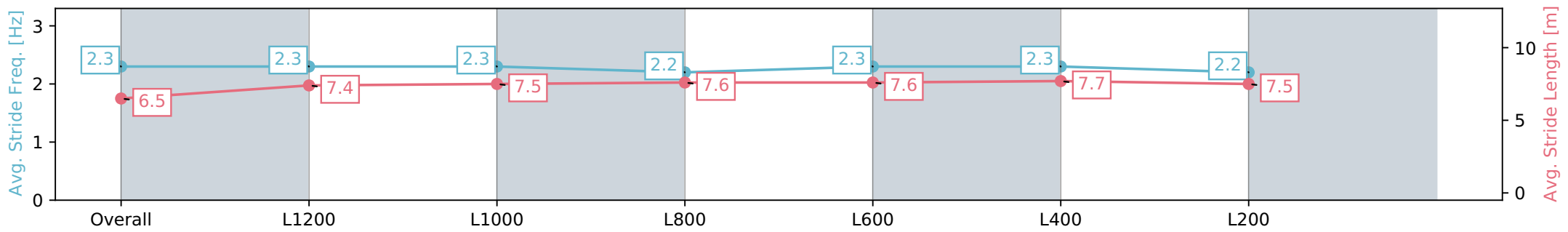
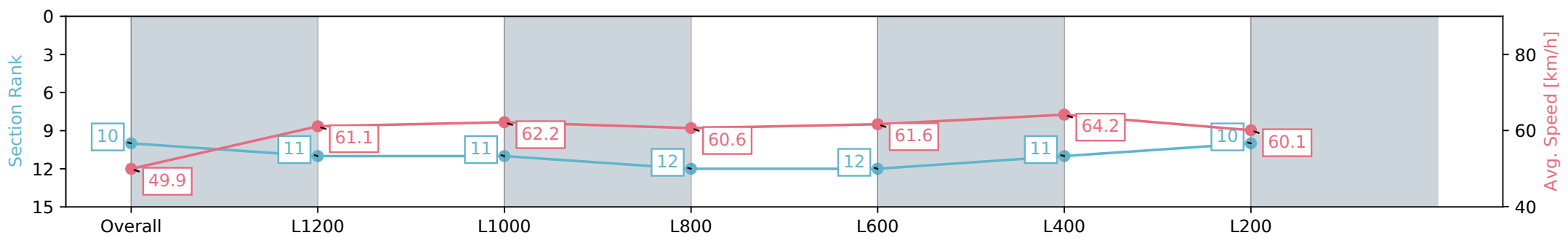
Horse/Jockey Name	SON OF SUN
Finish Rank	10
Fastest Section Time (Section)	0:11.21 (L400)
Top Speed [km/h] (Section)	64.9 (L400)
Race State	Finished



Ellerslie NZ - Professional
 Race 4: THANK YOU TO THE NZB KIWI SLOT HOLDERS
 1400 - 1400m
 09 March 2024 - 2:53PM
 Track Rating: Good 4, Weather: Fine, Rail Position: Out 5m From 1000m To 400m, Remainder Out 3m



Section	Overall	L1200	L1000	L800	L600	L400	L200
Section Times	1:24.69 [10] (0:14.44)	1:10.25 [11] (0:11.80)	0:58.45 [11] (0:11.60)	0:46.85 [12] (0:11.92)	0:34.93 [12] (0:11.73)	0:23.20 [11] (0:11.21)	0:11.99 [10] (0:11.99)
Average Speed [km/h]	49.9	61.1	62.2	60.6	61.6	64.2	60.1
Top Speed [km/h]	64.1	64.0	64.1	62.6	63.8	64.9	62.9
Avg. Dist. to Rail [m]	1.5	0.9	0.4	1.0	0.6	0.8	1.4
Avg. Stride Freq. [Hz]	2.3	2.3	2.3	2.2	2.3	2.3	2.2
Avg. Stride Length [m]	6.5	7.4	7.5	7.6	7.6	7.7	7.5



Report Created: Tue 12 March 2024 17:09:31 GMT+11 (Note: Timing is based on positional data)

- [] Ranking at each section and finish
- :-:- No data available at this section
- NA No data available



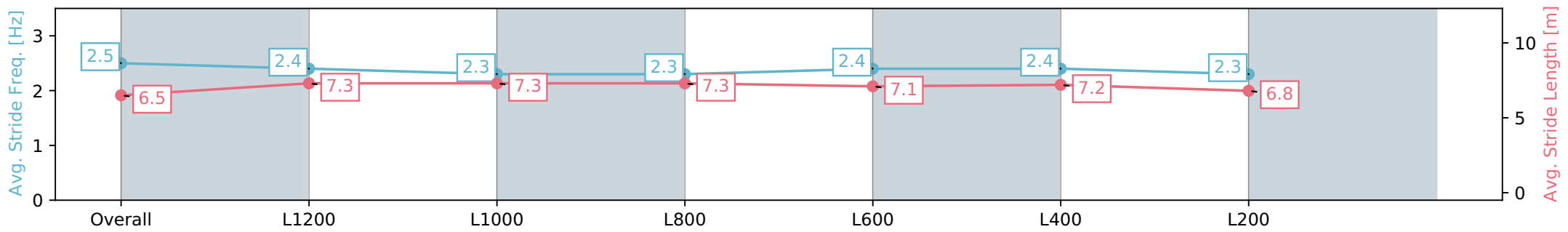
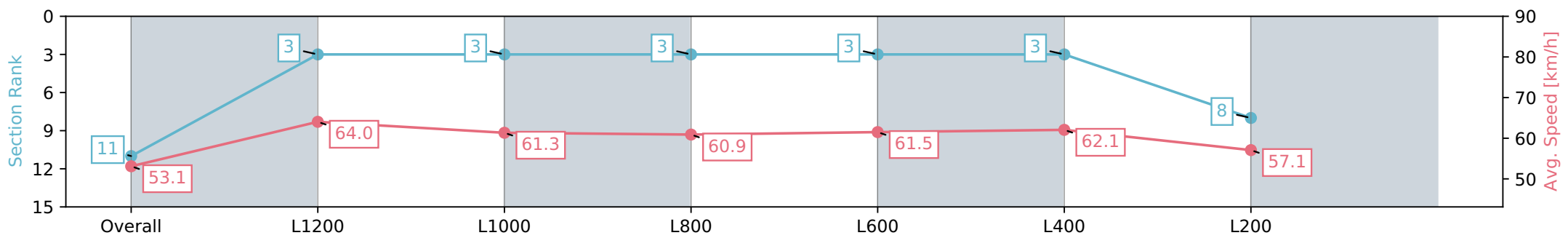
Horse/Jockey Name	PROCELLA
Finish Rank	11
Fastest Section Time (Section)	0:11.31 (L1200)
Top Speed [km/h] (Section)	65.7 (L1200)
Race State	Finished



Ellerslie NZ - Professional
 Race 4: THANK YOU TO THE NZB KIWI SLOT HOLDERS
 1400 - 1400m
 09 March 2024 - 2:53PM
 Track Rating: Good 4, Weather: Fine, Rail Position: Out 5m From 1000m To 400m, Remainder Out 3m



Section	Overall	L1200	L1000	L800	L600	L400	L200
Section Times	1:25.01 [11] (0:14.13)	1:10.88 [9] (0:11.31)	0:59.57 [5] (0:11.73)	0:47.84 [7] (0:12.03)	0:35.81 [7] (0:12.17)	0:23.64 [9] (0:11.49)	0:12.15 [12] (0:12.15)
Average Speed [km/h]	51.0	64.1	62.1	60.8	60.8	62.9	59.2
Top Speed [km/h]	64.0	65.7	64.2	61.4	62.0	63.3	62.6
Avg. Dist. to Rail [m]	3.9	2.4	2.9	3.7	4.8	6.9	7.2
Avg. Stride Freq. [Hz]	2.3	2.4	2.4	2.3	2.4	2.4	2.3
Avg. Stride Length [m]	6.5	7.3	7.3	7.3	7.2	7.3	7.1



- [] Ranking at each section and finish
- :-:- No data available at this section
- NA No data available

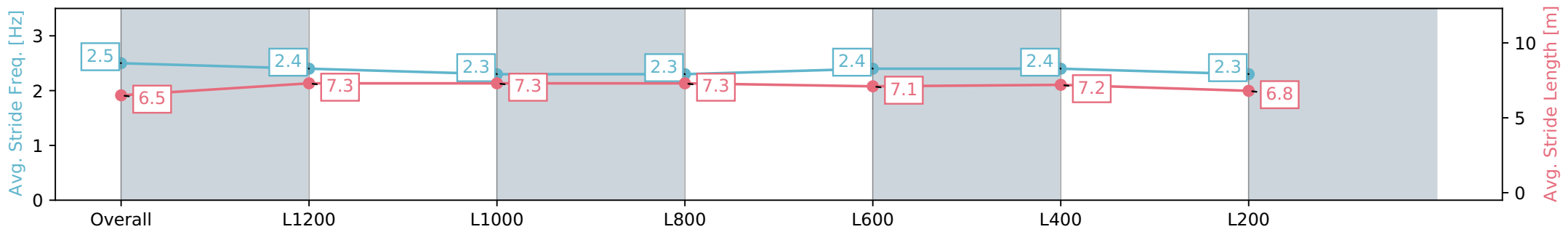
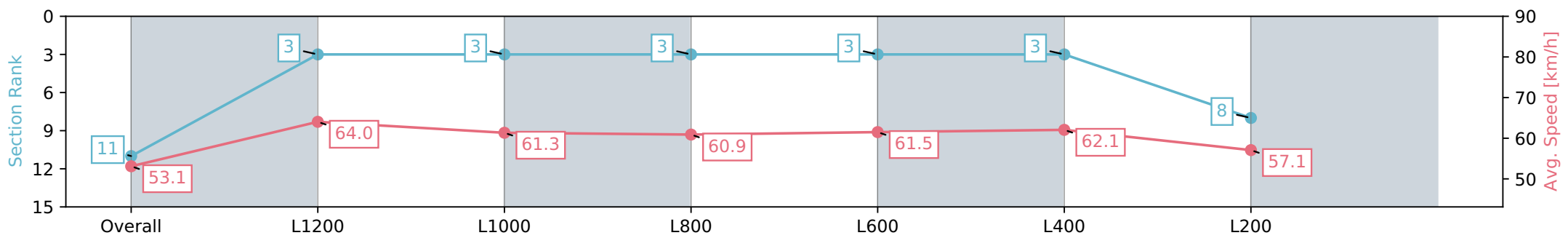
Horse/Jockey Name	HE'S PLATINUM
Finish Rank	11
Fastest Section Time (Section)	0:11.34 (L1200)
Top Speed [km/h] (Section)	65.8 (Overall)
Race State	Finished



Ellerslie NZ - Professional
 Race 4: THANK YOU TO THE NZB KIWI SLOT HOLDERS
 1400 - 1400m
 09 March 2024 - 2:53PM
 Track Rating: Good 4, Weather: Fine, Rail Position: Out 5m From 1000m To 400m, Remainder Out 3m



Section	Overall	L1200	L1000	L800	L600	L400	L200
Section Times	1:25.01 [11] (0:13.57)	1:11.43 [3] (0:11.34)	1:00.09 [3] (0:11.85)	0:48.24 [3] (0:12.01)	0:36.23 [3] (0:11.98)	0:24.25 [3] (0:11.62)	0:12.63 [8] (0:12.63)
Average Speed [km/h]	53.1	64.0	61.3	60.9	61.5	62.1	57.1
Top Speed [km/h]	65.8	65.5	62.5	61.5	62.8	63.8	59.9
Avg. Dist. to Rail [m]	6.5	2.6	3.1	3.0	4.1	3.5	4.2
Avg. Stride Freq. [Hz]	2.5	2.4	2.3	2.3	2.4	2.4	2.3
Avg. Stride Length [m]	6.5	7.3	7.3	7.3	7.1	7.2	6.8



Report Created: Tue 12 March 2024 17:09:37 GMT+11 (Note: Timing is based on positional data)

- [] Ranking at each section and finish
- :-:- No data available at this section
- NA No data available

