

Track Rating: Good 4, Weather: Fine, Rail Position: Out 5m From 1000m To 400m,
Remainder Out 3m

Section Field Times													Distance Travelled From Winner [m]	
Position	#	Horse/Jockey	Barrier	Top Speed [km/h]	Fastest Section	First 400m	Overall 2:12.47 (0:07.73)	L2000 2:04.74 (0:11.88)	L1800 1:52.86 (0:13.02)	L1600 1:39.84 (0:13.03)	L1400 1:26.81 (0:13.27)	L1200 1:13.54 (0:13.62)		
1	5	WOLFGANG Masahiro Hashizume	4	67.2 200-0	0:07.96 2000-1800	0:26.99	2:12.47 (0:07.96)	2:04.51 [4] (0:12.24)	1:52.27 [5] (0:13.27)	1:39.00 [5] (0:12.94)	1:26.06 [6] (0:13.20)	1:12.86 [6] (0:13.60)		
2	1	ENRIGHT Kelly Myers	3	64.2 200-0	0:07.72 2000-1800	0:26.08	2:12.48 (0:07.72)	2:04.76 [1] (0:11.88)	1:52.88 [1] (0:13.03)	1:39.85 [1] (0:13.03)	1:26.82 [1] (0:13.27)	1:13.55 [1] (0:13.62)		-4
3	4	VAL DI ZOLDO Michael McNab	7	64.7 200-0	0:07.87 2000-1800	0:26.25	2:12.50 (0:07.87)	2:04.63 [3] (0:11.86)	1:52.77 [2] (0:13.09)	1:39.68 [2] (0:13.01)	1:26.67 [2] (0:13.23)	1:13.44 [2] (0:13.60)		-2
4	13	KENTUCKY ROSE Sam Weatherley	6	65.4 200-0	0:07.96 2000-1800	0:26.62	2:12.66 (0:07.96)	2:04.70 [5] (0:12.12)	1:52.58 [4] (0:13.11)	1:39.47 [4] (0:12.96)	1:26.51 [4] (0:13.20)	1:13.31 [4] (0:13.60)		-1
5	14	MYLA Kazuya Asano	10	66.7 200-0	0:08.52 2000-1800	0:27.62	2:12.74 (0:08.52)	2:04.22 [12] (0:12.32)	1:51.90 [10] (0:13.52)	1:38.38 [10] (0:12.87)	1:25.51 [10] (0:13.10)	1:12.41 [10] (0:13.60)		-6
6	6	AFTERMATH Vincent Colgan	9	66.6 200-0	0:08.27 2000-1800	0:27.31	2:12.82 (0:08.27)	2:04.55 [7] (0:12.15)	1:52.40 [7] (0:13.47)	1:38.93 [7] (0:12.90)	1:26.03 [7] (0:13.16)	1:12.87 [7] (0:13.67)		+2
7	12	BELLA LUCE Samantha Spratt	1	64.4 200-0	0:07.87 2000-1800	0:26.51	2:12.89 (0:07.87)	2:05.02 [2] (0:12.13)	1:52.89 [3] (0:12.97)	1:39.92 [3] (0:13.00)	1:26.92 [3] (0:13.20)	1:13.72 [3] (0:13.63)		-9
8	11	OUR TURN Warren Kennedy	14	66.8 200-0	0:08.22 2000-1800	0:27.57	2:12.91 (0:08.22)	2:04.69 [6] (0:12.49)	1:52.20 [9] (0:13.64)	1:38.56 [9] (0:12.81)	1:25.75 [9] (0:13.12)	1:12.63 [9] (0:13.73)		+5
9	10	JACK THE LASS Matthew Cameron	11	67.0 200-0	0:08.36 2000-1800	0:27.84	2:13.15 (0:08.36)	2:04.79 [9] (0:12.55)	1:52.24 [11] (0:13.73)	1:38.51 [12] (0:12.89)	1:25.62 [12] (0:13.07)	1:12.55 [12] (0:13.70)		+3
10	15	EL BANDOLERO Lynsey Satherley	5	65.0 200-0	0:08.45 2000-1800	0:26.99	2:13.20 (0:08.45)	2:04.75 [10] (0:11.93)	1:52.82 [6] (0:13.10)	1:39.72 [6] (0:12.90)	1:26.82 [5] (0:13.17)	1:13.65 [5] (0:13.66)		-3

Scratched: Queen Sarabi (#8)

Track Rating: Good 4, Weather: Fine, Rail Position: Out 5m From 1000m To 400m,
Remainder Out 3m

Section													Overall	L2000	L1800	L1600	L1400	L1200		
Field Times													2:12.47	2:04.74	1:52.86	1:39.84	1:26.81	1:13.54		
													(0:07.73)	(0:11.88)	(0:13.02)	(0:13.03)	(0:13.27)	(0:13.62)		
Position	#	Horse/Jockey	Barrier	Top Speed [km/h]	Fastest Section	First 400m											Distance Travelled From Winner [m]			
11	3	NOVAK	8	66.6	0:08.32	0:27.33	2:13.26	2:04.94 [8]	1:52.69 [8]	1:39.29 [8]	1:26.39 [8]	1:13.26 [8]					-4			
		Craig Grylls		200-0	2000-1800		(0:08.32)	(0:12.25)	(0:13.40)	(0:12.90)	(0:13.13)	(0:13.68)								
12	9	GIGI	13	65.8	0:08.57	0:28.10	2:13.72	2:05.14 [13]	1:52.66 [13]	1:38.72 [13]	1:26.01 [13]	1:12.86 [13]					-4			
		James Doyle		400-200	2000-1800		(0:08.57)	(0:12.48)	(0:13.94)	(0:12.71)	(0:13.15)	(0:13.69)								
13	7	PROMISED LAND	12	64.9	0:08.66	0:27.87	2:13.99	2:05.33 [14]	1:52.95 [12]	1:39.40 [11]	1:26.57 [11]	1:13.42 [11]					+0			
		Per-Anders Graberg		200-0	2000-1800		(0:08.66)	(0:12.38)	(0:13.55)	(0:12.83)	(0:13.15)	(0:13.63)								
14	2	INFER	15	66.5	0:08.50	0:27.98	2:14.61	2:06.11 [11]	1:53.53 [14]	1:39.56 [14]	1:26.88 [14]	1:13.74 [14]					+6			
		Ryan Elliot		200-0	2000-1800		(0:08.50)	(0:12.57)	(0:13.97)	(0:12.68)	(0:13.14)	(0:13.56)								

Scratched: Queen Sarabi (#8)

Track Rating: Good 4, Weather: Fine, Rail Position: Out 5m From 1000m To 400m,
Remainder Out 3m

Section														
Field Times														
		L1000	L800	L600	L400	L200								
		0:59.91 (0:13.12)	0:46.80 (0:12.11)	0:34.69 (0:11.64)	0:23.04 (0:11.31)	0:11.73 (0:11.73)								
Position	#	Horse/Jockey	Barrier	Top Speed [km/h]	Fastest Section	First 400m						Margin	Distance Travelled From Winner [m]	
1	5	WOLFGANG	4	67.2	0:07.96	0:26.99	0:59.26 [6]	0:46.22 [5]	0:33.99 [6]	0:22.53 [5]	0:11.68 [2]	2:12.47	2:12.47	
		Masahiro Hashizume		200-0	2000-1800		(0:13.04)	(0:12.23)	(0:11.46)	(0:10.85)	(0:11.68)			
2	1	ENRIGHT	3	64.2	0:07.72	0:26.08	0:59.93 [1]	0:46.81 [1]	0:34.70 [1]	0:23.06 [1]	0:11.75 [1]	0.1L	0.1L	
		Kelly Myers		200-0	2000-1800		(0:13.12)	(0:12.11)	(0:11.64)	(0:11.31)	(0:11.75)			
3	4	VAL DI ZOLDO	7	64.7	0:07.87	0:26.25	0:59.84 [2]	0:46.67 [2]	0:34.47 [2]	0:22.91 [2]	0:11.64 [4]	0.2L	0.2L	
		Michael McNab		200-0	2000-1800		(0:13.17)	(0:12.20)	(0:11.56)	(0:11.27)	(0:11.64)			
4	13	KENTUCKY ROSE	6	65.4	0:07.96	0:26.62	0:59.71 [4]	0:46.60 [4]	0:34.44 [4]	0:22.95 [3]	0:11.83 [3]	1.3L	1.3L	
		Sam Weatherley		200-0	2000-1800		(0:13.11)	(0:12.16)	(0:11.49)	(0:11.12)	(0:11.83)			
5	14	MYLA	10	66.7	0:08.52	0:27.62	0:58.81 [9]	0:45.79 [11]	0:33.60 [12]	0:22.29 [11]	0:11.41 [10]	1.8L	1.8L	
		Kazuya Asano		200-0	2000-1800		(0:13.02)	(0:12.19)	(0:11.31)	(0:10.88)	(0:11.41)			
6	6	AFTERMATH	9	66.6	0:08.27	0:27.31	0:59.20 [7]	0:46.20 [7]	0:34.08 [7]	0:22.85 [6]	0:11.90 [5]	2.0L	2.0L	
		Vincent Colgan		200-0	2000-1800		(0:13.00)	(0:12.12)	(0:11.23)	(0:10.95)	(0:11.90)			
7	12	BELLA LUCE	1	64.4	0:07.87	0:26.51	1:00.09 [3]	0:46.88 [3]	0:34.75 [3]	0:23.15 [4]	0:11.80 [6]	2.5L	2.5L	
		Samantha Spratt		200-0	2000-1800		(0:13.21)	(0:12.13)	(0:11.60)	(0:11.35)	(0:11.80)			
8	11	OUR TURN	14	66.8	0:08.22	0:27.57	0:58.90 [10]	0:46.02 [9]	0:33.92 [9]	0:22.60 [9]	0:11.65 [7]	2.5L	2.5L	
		Warren Kennedy		200-0	2000-1800		(0:12.88)	(0:12.10)	(0:11.32)	(0:10.95)	(0:11.65)			
9	10	JACK THE LASS	11	67.0	0:08.36	0:27.84	0:58.85 [12]	0:46.24 [10]	0:34.20 [8]	0:22.86 [8]	0:11.84 [9]	4.0L	4.0L	
		Matthew Cameron		200-0	2000-1800		(0:12.61)	(0:12.04)	(0:11.34)	(0:11.02)	(0:11.84)			
10	15	EL BANDOLERO	5	65.0	0:08.45	0:26.99	0:59.99 [5]	0:46.84 [6]	0:34.73 [5]	0:23.17 [7]	0:11.92 [8]	4.3L	4.3L	
		Lynsey Satherley		200-0	2000-1800		(0:13.15)	(0:12.11)	(0:11.56)	(0:11.25)	(0:11.92)			

Scratched: Queen Sarabi (#8)

Track Rating: Good 4, Weather: Fine, Rail Position: Out 5m From 1000m To 400m,
Remainder Out 3m

Section														
Field Times														
		L1000	L800	L600	L400	L200								
		0:59.91	0:46.80	0:34.69	0:23.04	0:11.73								
		(0:13.12)	(0:12.11)	(0:11.64)	(0:11.31)	(0:11.73)								
Position	#	Horse/Jockey	Barrier	Top Speed [km/h]	Fastest Section	First 400m						Margin		Distance Travelled From Winner [m]
11	3	NOVAK	8	66.6	0:08.32	0:27.33	0:59.58 [8]	0:46.48 [8]	0:34.27 [10]	0:22.82 [10]	0:11.85 [11]	4.5L		4.5L
		Craig Grylls		200-0	2000-1800		(0:13.10)	(0:12.21)	(0:11.45)	(0:10.97)	(0:11.85)			
12	9	GIGI	13	65.8	0:08.57	0:28.10	0:59.17 [14]	0:46.43 [14]	0:34.20 [14]	0:22.84 [13]	0:11.75 [13]	7.0L		7.0L
		James Doyle		400-200	2000-1800		(0:12.74)	(0:12.23)	(0:11.36)	(0:11.09)	(0:11.75)			
13	7	PROMISED LAND	12	64.9	0:08.66	0:27.87	0:59.79 [11]	0:46.99 [12]	0:35.00 [11]	0:23.43 [12]	0:12.10 [12]	8.5L		8.5L
		Per-Anders Graberg		200-0	2000-1800		(0:12.80)	(0:11.99)	(0:11.56)	(0:11.33)	(0:12.10)			
14	2	INFER	15	66.5	0:08.50	0:27.98	1:00.18 [13]	0:47.52 [13]	0:35.22 [13]	0:23.66 [14]	0:12.60 [14]	11.9L		11.9L
		Ryan Elliot		200-0	2000-1800		(0:12.66)	(0:12.30)	(0:11.56)	(0:11.06)	(0:12.60)			

Scratched: Queen Sarabi (#8)

Horse/Jockey Name	WOLFGANG
Finish Rank	1
Fastest Section Time (Section)	0:07.96 (Overall)
Top Speed [km/h] (Section)	67.2 (L400)
Race State	Finished

AUCKLAND
THOROUGHBRED
SINCE RACING 1874

Ellerslie NZ - Professional

Race 3: BARFOOT & THOMPSON 2100 - 2100m

09 March 2024 - 2:21PM

Track Rating: Good 4, Weather: Fine, Rail Position: Out 5m From
1000m To 400m, Remainder Out 3m

ELLERSLIE

Section	Overall	L1800	L1600	L1400	L1200	L1000	L800	L600	L400	L200	L0
Section Times	2:12.47 [1] (0:07.96)	2:04.51 [4] (0:12.24)	1:52.27 [5] (0:13.27)	1:39.00 [5] (0:12.94)	1:26.06 [6] (0:13.20)	1:12.86 [6] (0:13.60)	0:59.26 [6] (0:13.04)	0:46.22 [5] (0:12.23)	0:33.99 [6] (0:11.46)	0:22.53 [5] (0:10.85)	0:11.68 [2] (0:11.68)
Average Speed [km/h]	45.1	58.9	54.9	56.4	54.6	53.2	55.6	59.5	63.7	66.4	61.6
Top Speed [km/h]	58.3	60.0	57.1	57.6	57.5	54.7	57.9	63.5	65.1	67.2	66.7
Avg. Dist. to Rail [m]	3.0	0.5	1.5	2.6	1.6	2.3	1.7	2.1	2.5	2.4	3.1
Avg. Stride Freq. [Hz]	2.2	2.3	2.3	2.2	2.2	2.2	2.2	2.3	2.4	2.5	2.3
Avg. Stride Length [m]	5.8	7.0	6.7	7.0	6.8	6.6	6.9	7.3	7.4	7.4	7.4

- [] Ranking at each section and finish
- :-:- No data available at this section
- NA No data available

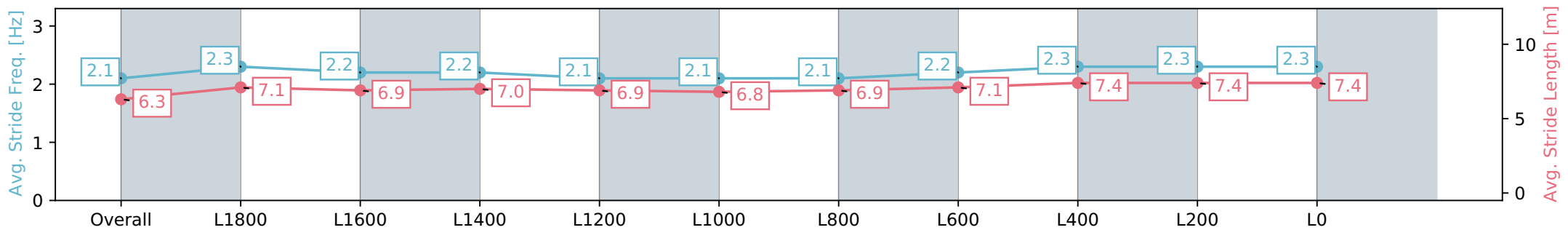
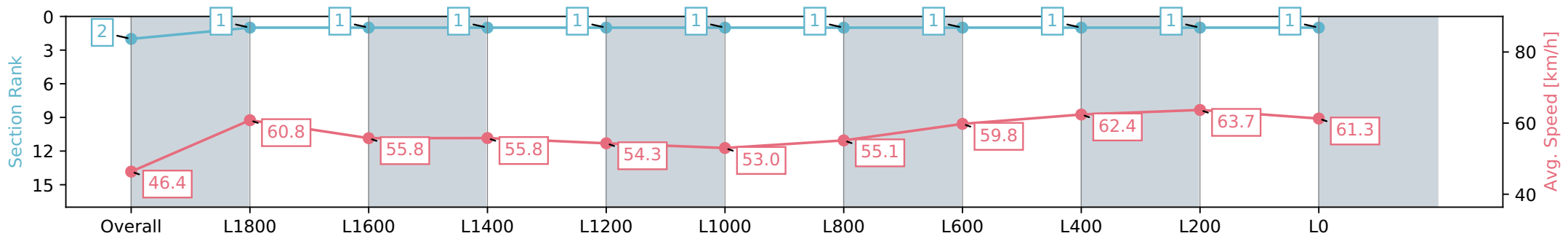
Horse/Jockey Name	ENRIGHT
Finish Rank	2
Fastest Section Time (Section)	0:07.72 (Overall)
Top Speed [km/h] (Section)	64.2 (L400)
Race State	Finished



Ellerslie NZ - Professional
 Race 3: BARFOOT & THOMPSON 2100 - 2100m
 09 March 2024 - 2:21PM
 Track Rating: Good 4, Weather: Fine, Rail Position: Out 5m From 1000m To 400m, Remainder Out 3m



Section	Overall	L1800	L1600	L1400	L1200	L1000	L800	L600	L400	L200	L0
Section Times	2:12.48 [2] (0:07.72)	2:04.76 [1] (0:11.88)	1:52.88 [1] (0:13.03)	1:39.85 [1] (0:13.03)	1:26.82 [1] (0:13.27)	1:13.55 [1] (0:13.62)	0:59.93 [1] (0:13.12)	0:46.81 [1] (0:12.11)	0:34.70 [1] (0:11.64)	0:23.06 [1] (0:11.31)	0:11.75 [1] (0:11.75)
Average Speed [km/h]	46.4	60.8	55.8	55.8	54.3	53.0	55.1	59.8	62.4	63.7	61.3
Top Speed [km/h]	61.4	62.4	57.9	56.7	55.8	53.8	57.1	61.4	63.6	64.2	63.0
Avg. Dist. to Rail [m]	1.8	1.0	1.5	1.5	0.6	1.5	0.8	1.3	1.7	0.7	1.1
Avg. Stride Freq. [Hz]	2.1	2.3	2.2	2.2	2.1	2.1	2.1	2.1	2.2	2.3	2.3
Avg. Stride Length [m]	6.3	7.1	6.9	7.0	6.9	6.8	6.9	7.1	7.4	7.4	7.4



[] Ranking at each section and finish
 -:-:- No data available at this section
 NA No data available

Horse/Jockey Name	VAL DI ZOLDO
Finish Rank	3
Fastest Section Time (Section)	0:07.87 (Overall)
Top Speed [km/h] (Section)	64.7 (L400)
Race State	Finished



Ellerslie NZ - Professional

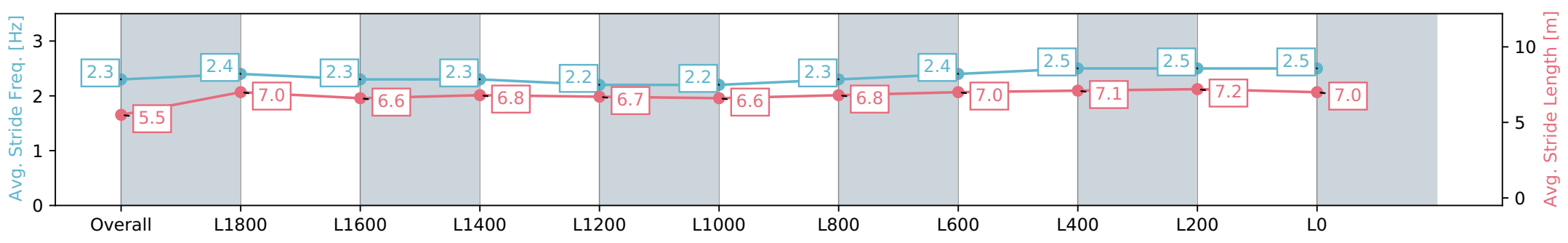
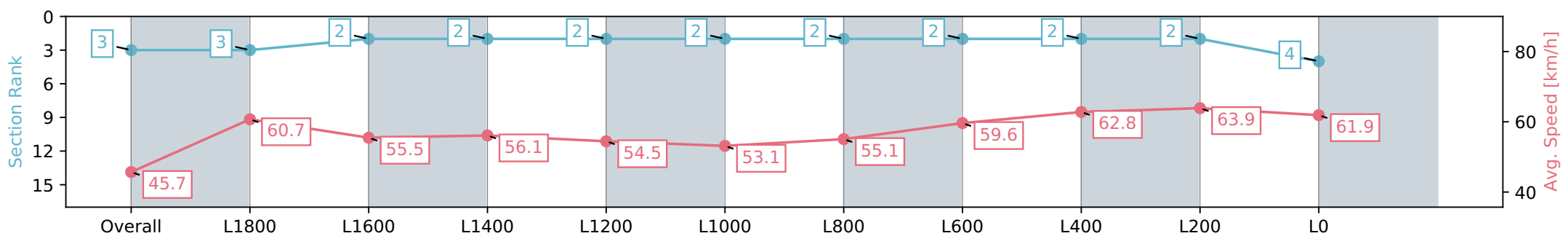
Race 3: BARFOOT & THOMPSON 2100 - 2100m

09 March 2024 - 2:21PM

Track Rating: Good 4, Weather: Fine, Rail Position: Out 5m From 1000m To 400m, Remainder Out 3m



Section	Overall	L1800	L1600	L1400	L1200	L1000	L800	L600	L400	L200	L0
Section Times	2:12.50 [3] (0:07.87)	2:04.63 [3] (0:11.86)	1:52.77 [2] (0:13.09)	1:39.68 [2] (0:13.01)	1:26.67 [2] (0:13.23)	1:13.44 [2] (0:13.60)	0:59.84 [2] (0:13.17)	0:46.67 [2] (0:12.20)	0:34.47 [2] (0:11.56)	0:22.91 [2] (0:11.27)	0:11.64 [4] (0:11.64)
Average Speed [km/h]	45.7	60.7	55.5	56.1	54.5	53.1	55.1	59.6	62.8	63.9	61.9
Top Speed [km/h]	60.5	62.4	56.5	57.2	57.2	53.6	56.6	63.2	63.3	64.7	64.1
Avg. Dist. to Rail [m]	5.1	1.3	1.2	2.3	1.4	2.4	1.7	2.3	1.3	0.3	0.4
Avg. Stride Freq. [Hz]	2.3	2.4	2.3	2.3	2.2	2.2	2.3	2.4	2.5	2.5	2.5
Avg. Stride Length [m]	5.5	7.0	6.6	6.8	6.7	6.6	6.8	7.0	7.1	7.2	7.0



- [] Ranking at each section and finish
- :-:- No data available at this section
- NA No data available

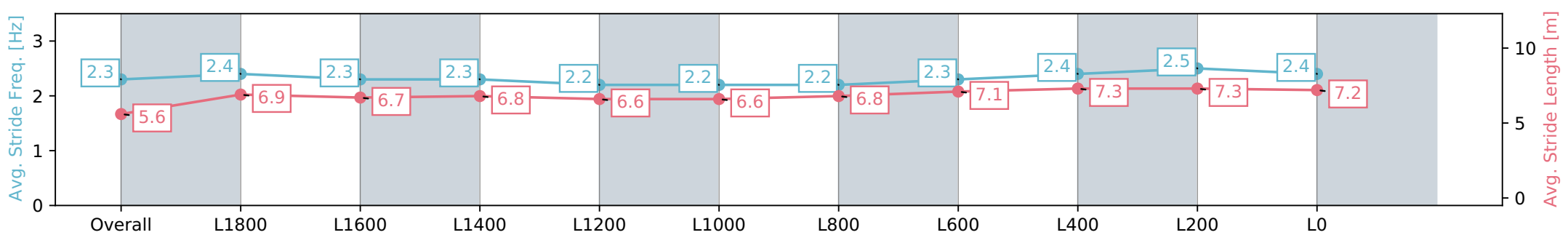
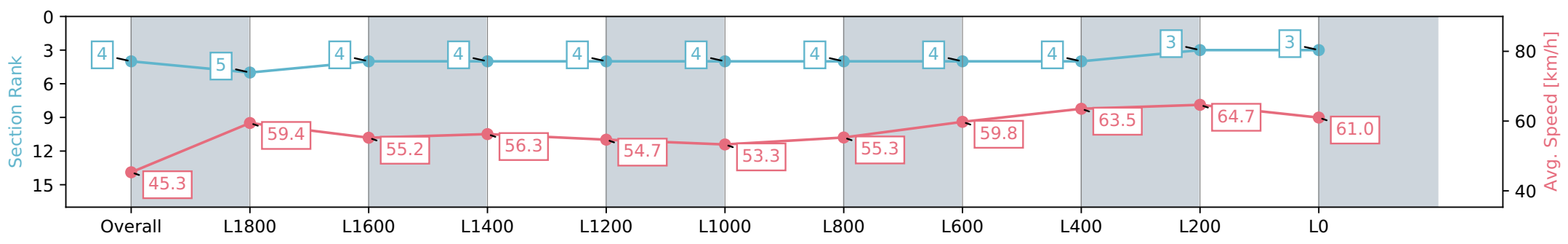
Horse/Jockey Name	KENTUCKY ROSE
Finish Rank	4
Fastest Section Time (Section)	0:07.96 (Overall)
Top Speed [km/h] (Section)	65.4 (L400)
Race State	Finished



Ellerslie NZ - Professional
 Race 3: BARFOOT & THOMPSON 2100 - 2100m
 09 March 2024 - 2:21PM
 Track Rating: Good 4, Weather: Fine, Rail Position: Out 5m From 1000m To 400m, Remainder Out 3m



Section	Overall	L1800	L1600	L1400	L1200	L1000	L800	L600	L400	L200	L0
Section Times	2:12.66 [4] (0:07.96)	2:04.70 [5] (0:12.12)	1:52.58 [4] (0:13.11)	1:39.47 [4] (0:12.96)	1:26.51 [4] (0:13.20)	1:13.31 [4] (0:13.60)	0:59.71 [4] (0:13.11)	0:46.60 [4] (0:12.16)	0:34.44 [4] (0:11.49)	0:22.95 [3] (0:11.12)	0:11.83 [3] (0:11.83)
Average Speed [km/h]	45.3	59.4	55.2	56.3	54.7	53.3	55.3	59.8	63.5	64.7	61.0
Top Speed [km/h]	59.1	61.2	56.6	57.8	57.8	54.2	57.0	63.6	65.2	65.4	63.6
Avg. Dist. to Rail [m]	4.1	0.5	1.2	2.4	1.6	2.4	2.0	2.1	2.4	1.6	2.6
Avg. Stride Freq. [Hz]	2.3	2.4	2.3	2.3	2.2	2.2	2.2	2.3	2.4	2.5	2.4
Avg. Stride Length [m]	5.6	6.9	6.7	6.8	6.6	6.6	6.8	7.1	7.3	7.3	7.2



[] Ranking at each section and finish
 -:-:- No data available at this section
 NA No data available

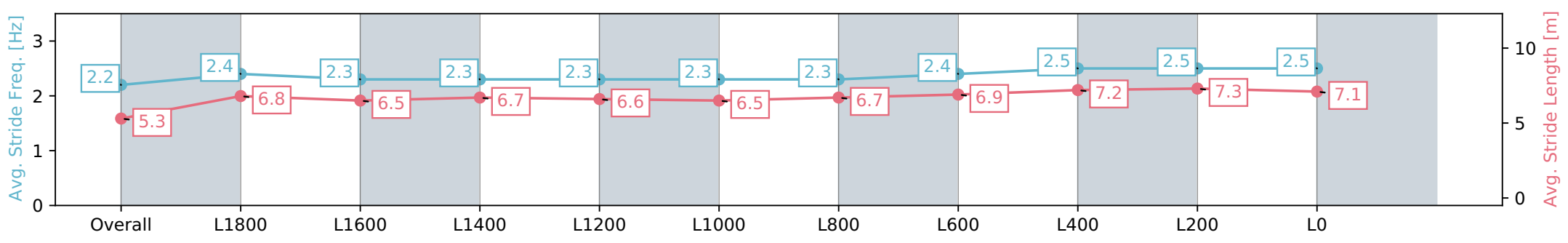
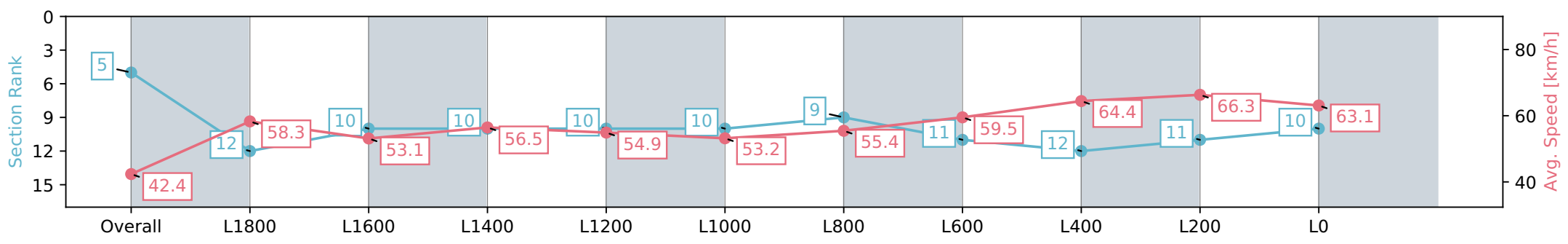
Horse/Jockey Name	MYLA
Finish Rank	5
Fastest Section Time (Section)	0:08.52 (Overall)
Top Speed [km/h] (Section)	66.7 (L400)
Race State	Finished



Ellerslie NZ - Professional
 Race 3: BARFOOT & THOMPSON 2100 - 2100m
 09 March 2024 - 2:21PM
 Track Rating: Good 4, Weather: Fine, Rail Position: Out 5m From 1000m To 400m, Remainder Out 3m



Section	Overall	L1800	L1600	L1400	L1200	L1000	L800	L600	L400	L200	L0
Section Times	2:12.74 [5] (0:08.52)	2:04.22 [12] (0:12.32)	1:51.90 [10] (0:13.52)	1:38.38 [10] (0:12.87)	1:25.51 [10] (0:13.10)	1:12.41 [10] (0:13.60)	0:58.81 [9] (0:13.02)	0:45.79 [11] (0:12.19)	0:33.60 [12] (0:11.31)	0:22.29 [11] (0:10.88)	0:11.41 [10] (0:11.41)
Average Speed [km/h]	42.4	58.3	53.1	56.5	54.9	53.2	55.4	59.5	64.4	66.3	63.1
Top Speed [km/h]	58.4	60.6	56.8	58.7	58.1	55.6	57.1	63.0	65.8	66.7	65.6
Avg. Dist. to Rail [m]	5.8	1.1	1.2	1.6	0.7	1.5	0.9	1.5	2.3	1.4	0.5
Avg. Stride Freq. [Hz]	2.2	2.4	2.3	2.3	2.3	2.3	2.3	2.3	2.4	2.5	2.5
Avg. Stride Length [m]	5.3	6.8	6.5	6.7	6.6	6.5	6.7	6.9	7.2	7.3	7.1



Report Created: Sat 09 March 2024 12:46:04 GMT+11 (Note: Timing is based on positional data)

- [] Ranking at each section and finish
- :-:- No data available at this section
- NA No data available

Horse/Jockey Name	AFTERMATH
Finish Rank	6
Fastest Section Time (Section)	0:08.27 (Overall)
Top Speed [km/h] (Section)	66.6 (L400)
Race State	Finished



Ellerslie NZ - Professional

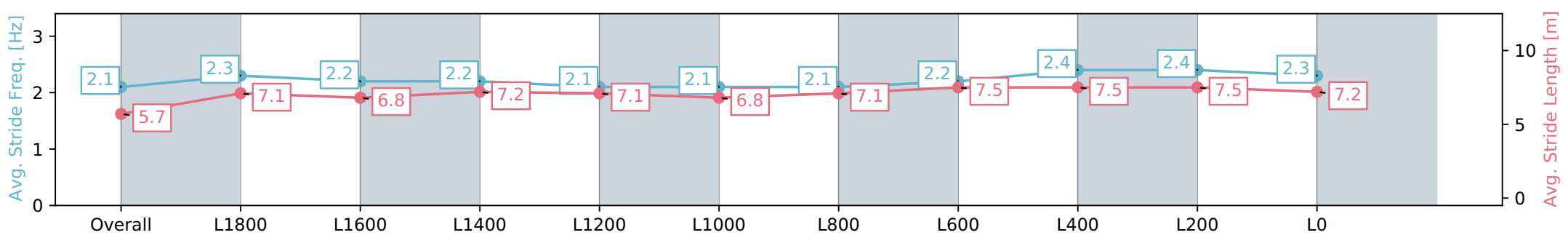
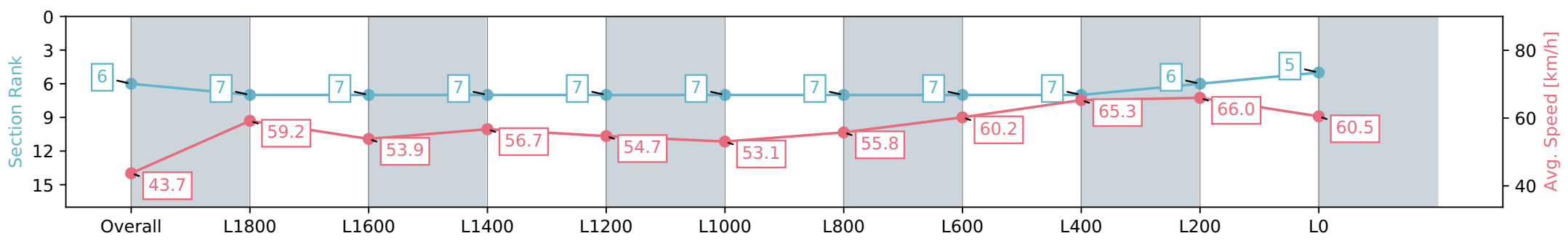
Race 3: BARFOOT & THOMPSON 2100 - 2100m

09 March 2024 - 2:21PM

Track Rating: Good 4, Weather: Fine, Rail Position: Out 5m From 1000m To 400m, Remainder Out 3m



Section	Overall	L1800	L1600	L1400	L1200	L1000	L800	L600	L400	L200	L0
Section Times	2:12.82 [6] (0:08.27)	2:04.55 [7] (0:12.15)	1:52.40 [7] (0:13.47)	1:38.93 [7] (0:12.90)	1:26.03 [7] (0:13.16)	1:12.87 [7] (0:13.67)	0:59.20 [7] (0:13.00)	0:46.20 [7] (0:12.12)	0:34.08 [7] (0:11.23)	0:22.85 [6] (0:10.95)	0:11.90 [5] (0:11.90)
Average Speed [km/h]	43.7	59.2	53.9	56.7	54.7	53.1	55.8	60.2	65.3	66.0	60.5
Top Speed [km/h]	57.0	61.4	57.3	57.6	57.7	55.3	58.3	63.3	66.5	66.6	63.5
Avg. Dist. to Rail [m]	5.5	0.5	1.3	2.8	2.0	2.7	2.0	2.9	3.4	4.8	5.4
Avg. Stride Freq. [Hz]	2.1	2.3	2.2	2.2	2.1	2.1	2.1	2.1	2.2	2.4	2.3
Avg. Stride Length [m]	5.7	7.1	6.8	7.2	7.1	6.8	7.1	7.5	7.5	7.5	7.2



- [] Ranking at each section and finish
- :-:- No data available at this section
- NA No data available

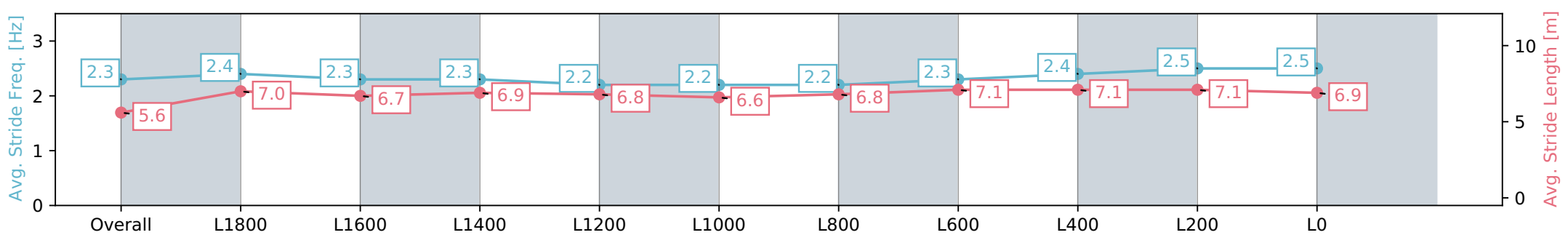
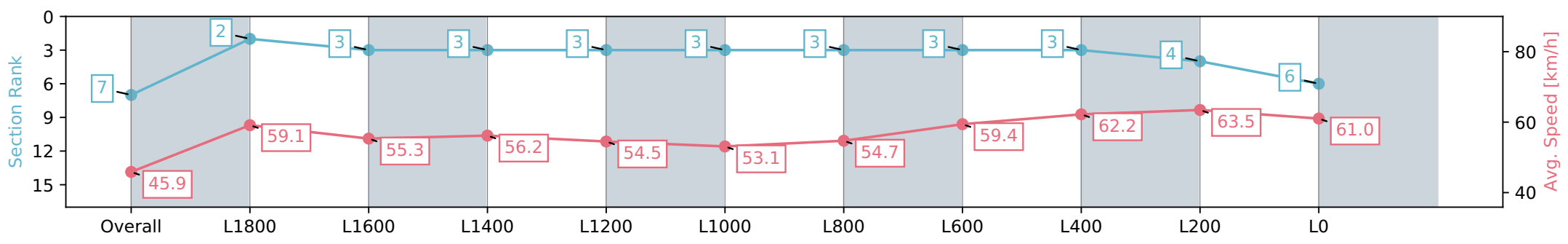
Horse/Jockey Name	BELLA LUCE
Finish Rank	7
Fastest Section Time (Section)	0:07.87 (Overall)
Top Speed [km/h] (Section)	64.4 (L400)
Race State	Finished



Ellerslie NZ - Professional
 Race 3: BARFOOT & THOMPSON 2100 - 2100m
 09 March 2024 - 2:21PM
 Track Rating: Good 4, Weather: Fine, Rail Position: Out 5m From 1000m To 400m, Remainder Out 3m



Section	Overall	L1800	L1600	L1400	L1200	L1000	L800	L600	L400	L200	L0
Section Times	2:12.89 [7] (0:07.87)	2:05.02 [2] (0:12.13)	1:52.89 [3] (0:12.97)	1:39.92 [3] (0:13.00)	1:26.92 [3] (0:13.20)	1:13.72 [3] (0:13.63)	1:00.09 [3] (0:13.21)	0:46.88 [3] (0:12.13)	0:34.75 [3] (0:11.60)	0:23.15 [4] (0:11.35)	0:11.80 [6] (0:11.80)
Average Speed [km/h]	45.9	59.1	55.3	56.2	54.5	53.1	54.7	59.4	62.2	63.5	61.0
Top Speed [km/h]	58.3	60.9	56.7	57.3	57.3	53.7	56.3	62.8	63.1	64.4	62.4
Avg. Dist. to Rail [m]	1.8	2.1	1.3	2.5	1.7	1.9	1.0	0.5	0.8	0.9	1.2
Avg. Stride Freq. [Hz]	2.3	2.4	2.3	2.3	2.2	2.2	2.2	2.2	2.3	2.4	2.5
Avg. Stride Length [m]	5.6	7.0	6.7	6.9	6.8	6.6	6.8	7.1	7.1	7.1	6.9



Report Created: Sat 09 March 2024 12:46:19 GMT+11 (Note: Timing is based on positional data)

- [] Ranking at each section and finish
- :-:- No data available at this section
- NA No data available

Horse/Jockey Name	OUR TURN
Finish Rank	8
Fastest Section Time (Section)	0:08.22 (Overall)
Top Speed [km/h] (Section)	66.8 (L400)
Race State	Finished



Ellerslie NZ - Professional

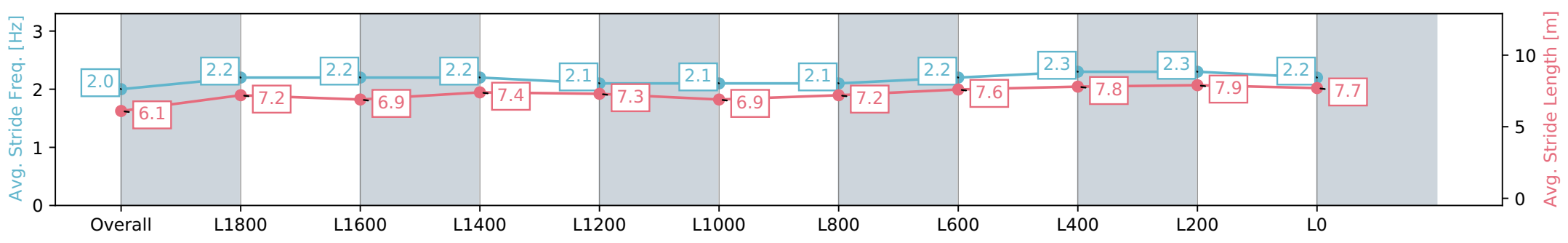
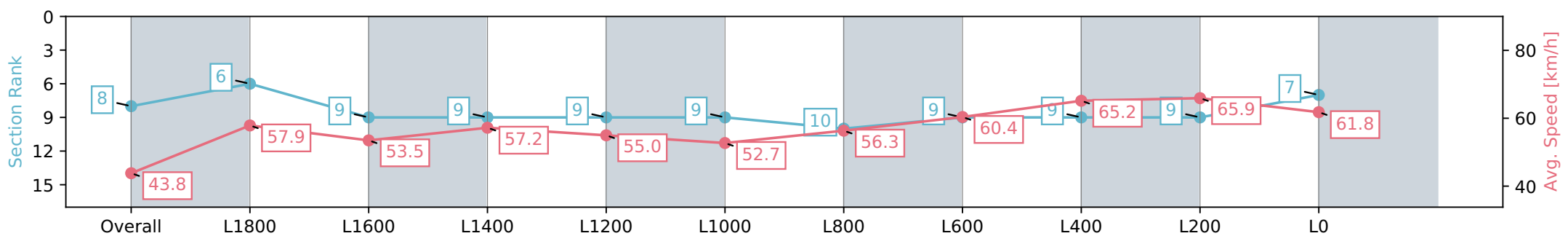
Race 3: BARFOOT & THOMPSON 2100 - 2100m

09 March 2024 - 2:21PM

Track Rating: Good 4, Weather: Fine, Rail Position: Out 5m From 1000m To 400m, Remainder Out 3m



Section	Overall	L1800	L1600	L1400	L1200	L1000	L800	L600	L400	L200	L0
Section Times	2:12.91 [8] (0:08.22)	2:04.69 [6] (0:12.49)	1:52.20 [9] (0:13.64)	1:38.56 [9] (0:12.81)	1:25.75 [9] (0:13.12)	1:12.63 [9] (0:13.73)	0:58.90 [10] (0:12.88)	0:46.02 [9] (0:12.10)	0:33.92 [9] (0:11.32)	0:22.60 [9] (0:10.95)	0:11.65 [7] (0:11.65)
Average Speed [km/h]	43.8	57.9	53.5	57.2	55.0	52.7	56.3	60.4	65.2	65.9	61.8
Top Speed [km/h]	56.2	59.6	57.0	58.1	58.2	55.2	57.5	64.5	65.9	66.8	64.2
Avg. Dist. to Rail [m]	11.1	2.6	2.0	3.2	2.1	2.6	2.0	2.9	4.1	5.3	5.5
Avg. Stride Freq. [Hz]	2.0	2.2	2.2	2.2	2.1	2.1	2.1	2.2	2.3	2.3	2.2
Avg. Stride Length [m]	6.1	7.2	6.9	7.4	7.3	6.9	7.2	7.6	7.8	7.9	7.7



- [] Ranking at each section and finish
- :-:- No data available at this section
- NA No data available

Horse/Jockey Name	JACK THE LASS
Finish Rank	9
Fastest Section Time (Section)	0:08.36 (Overall)
Top Speed [km/h] (Section)	67.0 (L400)
Race State	Finished



Ellerslie NZ - Professional

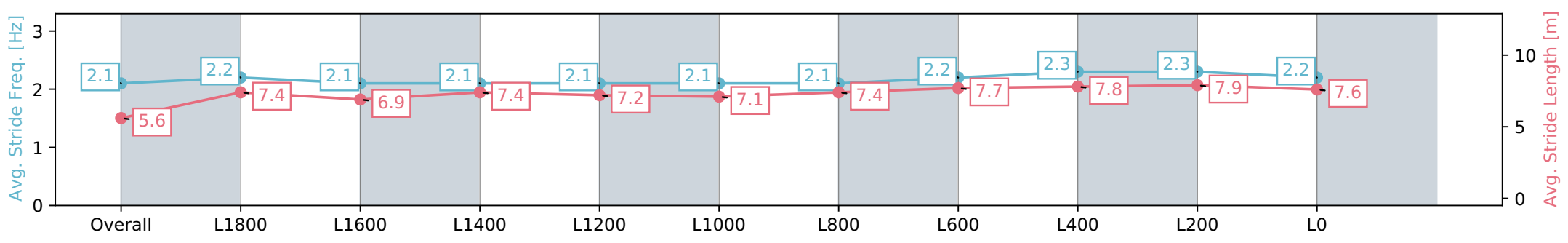
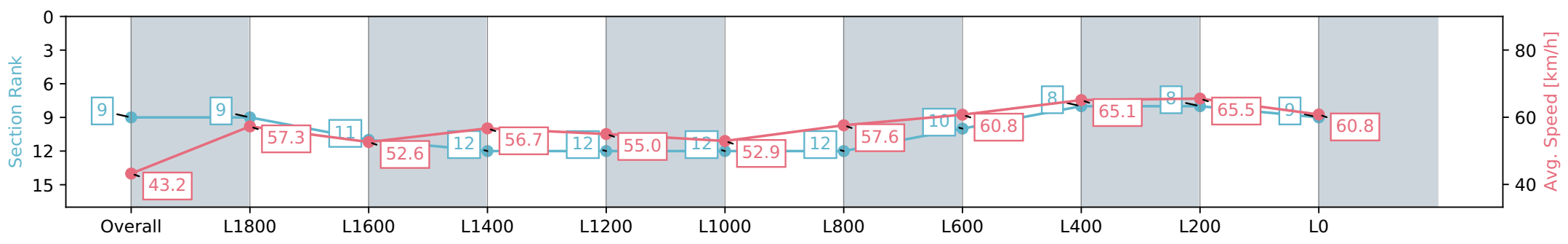
Race 3: BARFOOT & THOMPSON 2100 - 2100m

09 March 2024 - 2:21PM

Track Rating: Good 4, Weather: Fine, Rail Position: Out 5m From 1000m To 400m, Remainder Out 3m



Section	Overall	L1800	L1600	L1400	L1200	L1000	L800	L600	L400	L200	L0
Section Times	2:13.15 [9] (0:08.36)	2:04.79 [9] (0:12.55)	1:52.24 [11] (0:13.73)	1:38.51 [12] (0:12.89)	1:25.62 [12] (0:13.07)	1:12.55 [12] (0:13.70)	0:58.85 [12] (0:12.61)	0:46.24 [10] (0:12.04)	0:34.20 [8] (0:11.34)	0:22.86 [8] (0:11.02)	0:11.84 [9] (0:11.84)
Average Speed [km/h]	43.2	57.3	52.6	56.7	55.0	52.9	57.6	60.8	65.1	65.5	60.8
Top Speed [km/h]	56.4	59.3	56.3	57.9	58.1	55.1	59.2	63.9	66.4	67.0	63.9
Avg. Dist. to Rail [m]	7.2	0.8	1.2	2.4	1.2	2.4	2.3	3.5	4.3	6.1	6.3
Avg. Stride Freq. [Hz]	2.1	2.2	2.1	2.1	2.1	2.1	2.1	2.2	2.3	2.3	2.2
Avg. Stride Length [m]	5.6	7.4	6.9	7.4	7.2	7.1	7.4	7.7	7.8	7.9	7.6



[] Ranking at each section and finish
 -:-:- No data available at this section
 NA No data available

Horse/Jockey Name	EL BANDOLERO
Finish Rank	10
Fastest Section Time (Section)	0:08.45 (Overall)
Top Speed [km/h] (Section)	65.0 (L400)
Race State	Finished



Ellerslie NZ - Professional

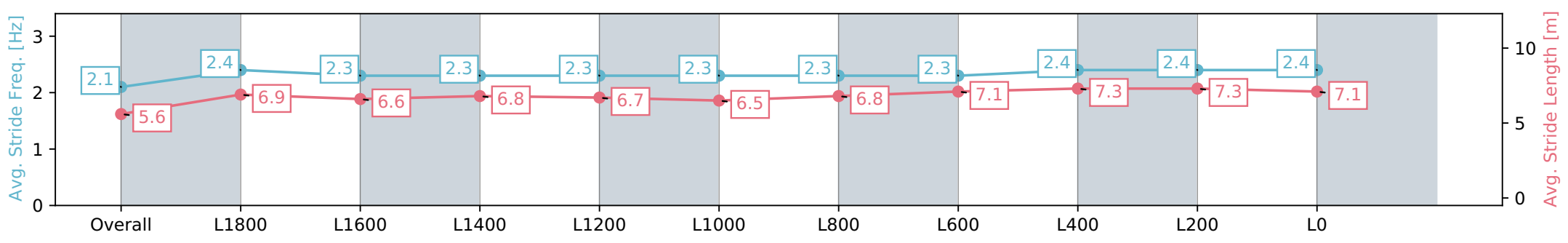
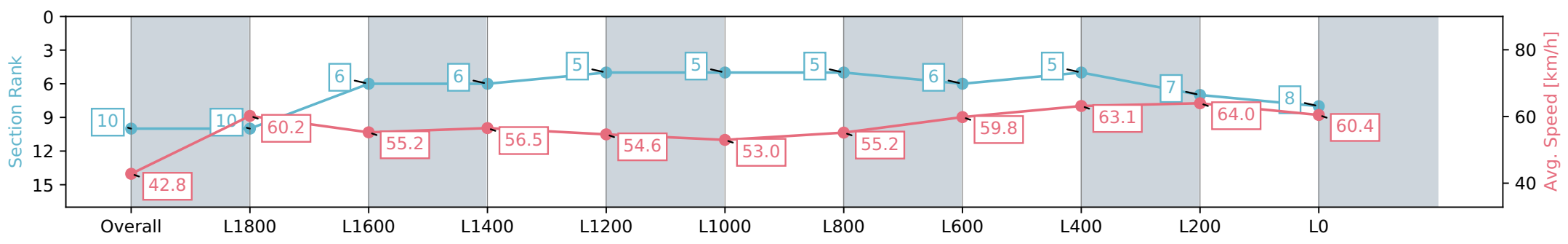
Race 3: BARFOOT & THOMPSON 2100 - 2100m

09 March 2024 - 2:21PM

Track Rating: Good 4, Weather: Fine, Rail Position: Out 5m From 1000m To 400m, Remainder Out 3m



Section	Overall	L1800	L1600	L1400	L1200	L1000	L800	L600	L400	L200	L0
Section Times	2:13.20 [10] (0:08.45)	2:04.75 [10] (0:11.93)	1:52.82 [6] (0:13.10)	1:39.72 [6] (0:12.90)	1:26.82 [5] (0:13.17)	1:13.65 [5] (0:13.66)	0:59.99 [5] (0:13.15)	0:46.84 [6] (0:12.11)	0:34.73 [5] (0:11.56)	0:23.17 [7] (0:11.25)	0:11.92 [8] (0:11.92)
Average Speed [km/h]	42.8	60.2	55.2	56.5	54.6	53.0	55.2	59.8	63.1	64.0	60.4
Top Speed [km/h]	58.8	61.8	57.9	58.0	57.2	54.5	57.3	63.7	64.2	65.0	63.1
Avg. Dist. to Rail [m]	3.0	1.2	1.2	2.0	1.3	2.3	1.9	1.5	2.1	1.5	2.0
Avg. Stride Freq. [Hz]	2.1	2.4	2.3	2.3	2.3	2.3	2.3	2.3	2.4	2.4	2.4
Avg. Stride Length [m]	5.6	6.9	6.6	6.8	6.7	6.5	6.8	7.1	7.3	7.3	7.1



[] Ranking at each section and finish
 -:-:- No data available at this section
 NA No data available

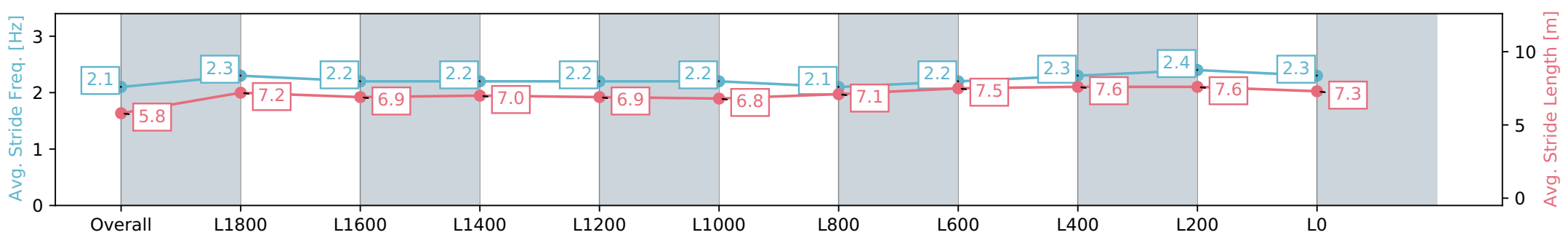
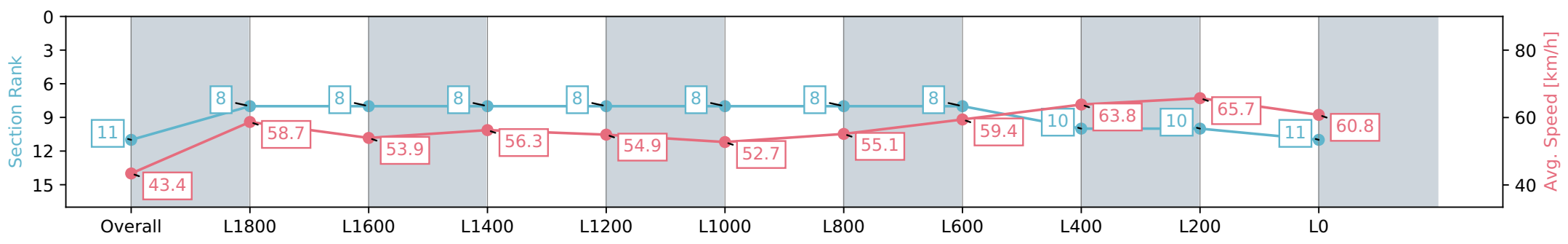
Horse/Jockey Name	NOVAK
Finish Rank	11
Fastest Section Time (Section)	0:08.32 (Overall)
Top Speed [km/h] (Section)	66.6 (L400)
Race State	Finished



Ellerslie NZ - Professional
 Race 3: BARFOOT & THOMPSON 2100 - 2100m
 09 March 2024 - 2:21PM
 Track Rating: Good 4, Weather: Fine, Rail Position: Out 5m From 1000m To 400m, Remainder Out 3m



Section	Overall	L1800	L1600	L1400	L1200	L1000	L800	L600	L400	L200	L0
Section Times	2:13.26 [11] (0:08.32)	2:04.94 [8] (0:12.25)	1:52.69 [8] (0:13.40)	1:39.29 [8] (0:12.90)	1:26.39 [8] (0:13.13)	1:13.26 [8] (0:13.68)	0:59.58 [8] (0:13.10)	0:46.48 [8] (0:12.21)	0:34.27 [10] (0:11.45)	0:22.82 [10] (0:10.97)	0:11.85 [11] (0:11.85)
Average Speed [km/h]	43.4	58.7	53.9	56.3	54.9	52.7	55.1	59.4	63.8	65.7	60.8
Top Speed [km/h]	57.2	60.2	56.8	57.8	57.9	54.3	57.5	63.0	65.8	66.6	64.2
Avg. Dist. to Rail [m]	4.4	1.0	1.0	1.4	0.3	1.3	1.1	1.6	2.4	2.5	2.6
Avg. Stride Freq. [Hz]	2.1	2.3	2.2	2.2	2.2	2.2	2.2	2.1	2.2	2.3	2.3
Avg. Stride Length [m]	5.8	7.2	6.9	7.0	6.9	6.8	7.1	7.5	7.6	7.6	7.3



Report Created: Sat 09 March 2024 12:46:41 GMT+11 (Note: Timing is based on positional data)

- [] Ranking at each section and finish
- :-:- No data available at this section
- NA No data available

Horse/Jockey Name	GIGI
Finish Rank	12
Fastest Section Time (Section)	0:08.57 (Overall)
Top Speed [km/h] (Section)	65.8 (L600)
Race State	Finished



Ellerslie NZ - Professional

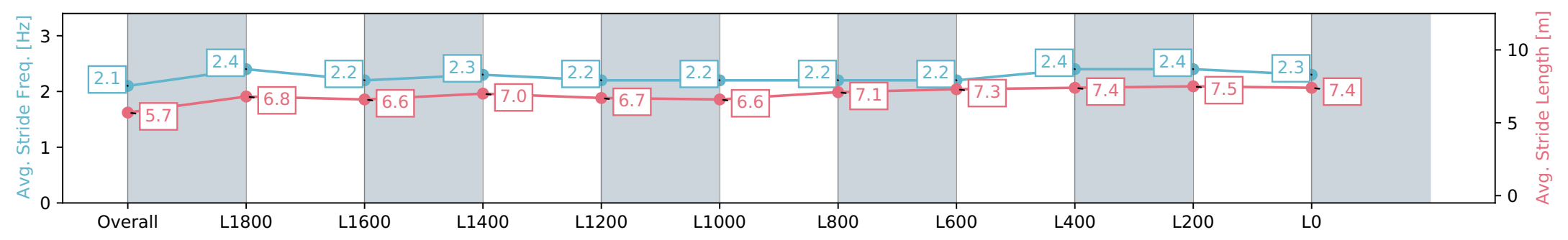
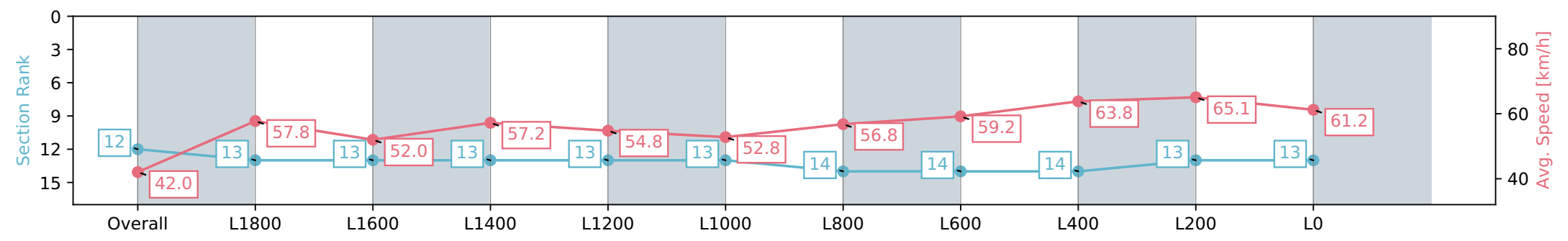
Race 3: BARFOOT & THOMPSON 2100 - 2100m

09 March 2024 - 2:21PM

Track Rating: Good 4, Weather: Fine, Rail Position: Out 5m From 1000m To 400m, Remainder Out 3m



Section	Overall	L1800	L1600	L1400	L1200	L1000	L800	L600	L400	L200	L0
Section Times	2:13.72 [12] (0:08.57)	2:05.14 [13] (0:12.48)	1:52.66 [13] (0:13.94)	1:38.72 [13] (0:12.71)	1:26.01 [13] (0:13.15)	1:12.86 [13] (0:13.69)	0:59.17 [14] (0:12.74)	0:46.43 [14] (0:12.23)	0:34.20 [14] (0:11.36)	0:22.84 [13] (0:11.09)	0:11.75 [13] (0:11.75)
Average Speed [km/h]	42.0	57.8	52.0	57.2	54.8	52.8	56.8	59.2	63.8	65.1	61.2
Top Speed [km/h]	56.7	59.0	56.5	58.1	57.0	55.3	59.0	61.4	65.8	65.6	63.8
Avg. Dist. to Rail [m]	9.1	0.7	1.1	1.8	0.3	1.4	1.0	1.2	1.5	0.2	0.5
Avg. Stride Freq. [Hz]	2.1	2.4	2.2	2.3	2.2	2.2	2.2	2.2	2.4	2.4	2.3
Avg. Stride Length [m]	5.7	6.8	6.6	7.0	6.7	6.6	7.1	7.3	7.4	7.5	7.4



- [] Ranking at each section and finish
- :-:- No data available at this section
- NA No data available

Horse/Jockey Name	PROMISED LAND
Finish Rank	13
Fastest Section Time (Section)	0:08.66 (Overall)
Top Speed [km/h] (Section)	64.9 (L400)
Race State	Finished



Ellerslie NZ - Professional

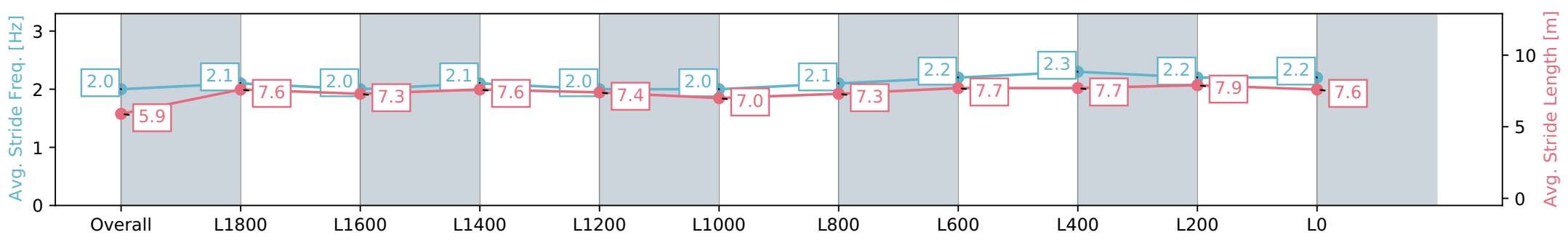
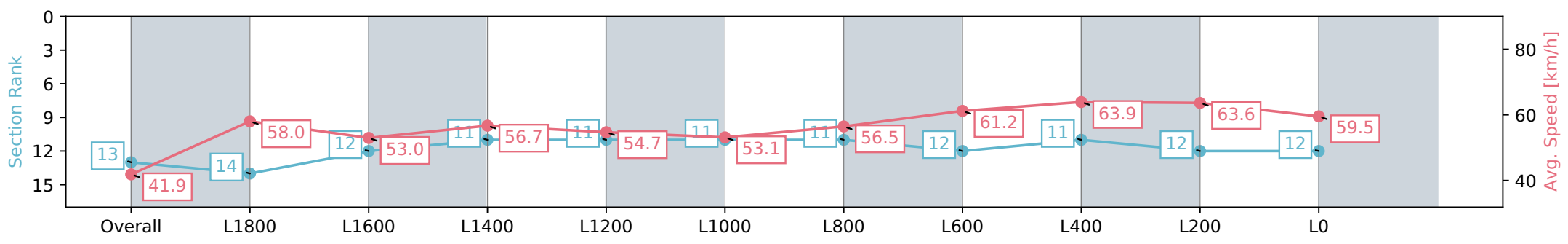
Race 3: BARFOOT & THOMPSON 2100 - 2100m

09 March 2024 - 2:21PM

Track Rating: Good 4, Weather: Fine, Rail Position: Out 5m From 1000m To 400m, Remainder Out 3m



Section	Overall	L1800	L1600	L1400	L1200	L1000	L800	L600	L400	L200	L0
Section Times	2:13.99 [13] (0:08.66)	2:05.33 [14] (0:12.38)	1:52.95 [12] (0:13.55)	1:39.40 [11] (0:12.83)	1:26.57 [11] (0:13.15)	1:13.42 [11] (0:13.63)	0:59.79 [11] (0:12.80)	0:46.99 [12] (0:11.99)	0:35.00 [11] (0:11.56)	0:23.43 [12] (0:11.33)	0:12.10 [12] (0:12.10)
Average Speed [km/h]	41.9	58.0	53.0	56.7	54.7	53.1	56.5	61.2	63.9	63.6	59.5
Top Speed [km/h]	57.1	59.9	55.7	57.8	57.3	55.7	58.6	64.0	64.5	64.9	62.2
Avg. Dist. to Rail [m]	7.5	1.3	1.2	1.5	0.2	1.5	1.5	4.0	4.4	5.5	4.8
Avg. Stride Freq. [Hz]	2.0	2.1	2.0	2.1	2.0	2.0	2.0	2.1	2.2	2.3	2.2
Avg. Stride Length [m]	5.9	7.6	7.3	7.6	7.4	7.0	7.3	7.7	7.7	7.9	7.6



- [] Ranking at each section and finish
- :-:- No data available at this section
- NA No data available

Horse/Jockey Name	INFER
Finish Rank	14
Fastest Section Time (Section)	0:08.50 (Overall)
Top Speed [km/h] (Section)	66.5 (L400)
Race State	Finished



Ellerslie NZ - Professional

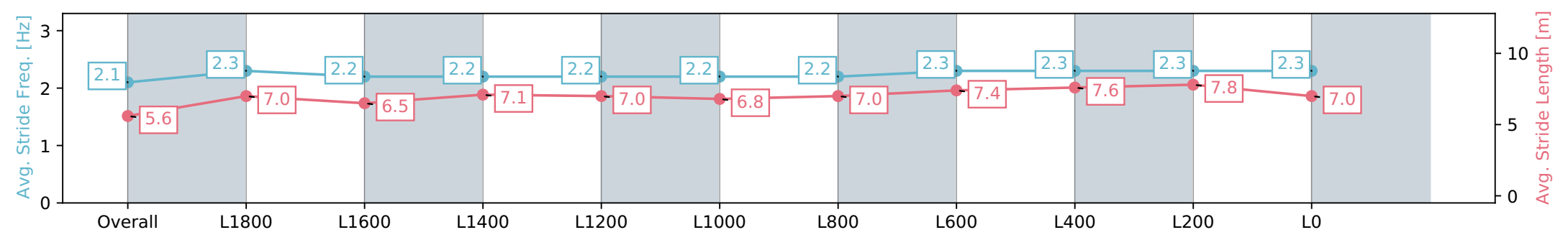
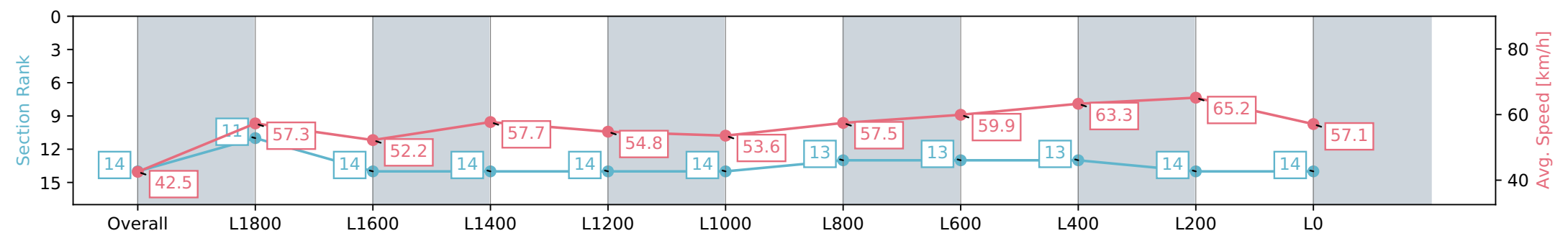
Race 3: BARFOOT & THOMPSON 2100 - 2100m

09 March 2024 - 2:21PM

Track Rating: Good 4, Weather: Fine, Rail Position: Out 5m From 1000m To 400m, Remainder Out 3m



Section	Overall	L1800	L1600	L1400	L1200	L1000	L800	L600	L400	L200	L0
Section Times	2:14.61 [14] (0:08.50)	2:06.11 [11] (0:12.57)	1:53.53 [14] (0:13.97)	1:39.56 [14] (0:12.68)	1:26.88 [14] (0:13.14)	1:13.74 [14] (0:13.56)	1:00.18 [13] (0:12.66)	0:47.52 [13] (0:12.30)	0:35.22 [13] (0:11.56)	0:23.66 [14] (0:11.06)	0:12.60 [14] (0:12.60)
Average Speed [km/h]	42.5	57.3	52.2	57.7	54.8	53.6	57.5	59.9	63.3	65.2	57.1
Top Speed [km/h]	56.7	58.6	55.7	58.9	57.3	55.6	59.7	61.4	64.8	66.5	63.2
Avg. Dist. to Rail [m]	11.5	1.7	2.1	2.6	1.6	2.8	3.1	4.9	2.8	1.2	1.4
Avg. Stride Freq. [Hz]	2.1	2.3	2.2	2.2	2.2	2.2	2.2	2.2	2.3	2.3	2.3
Avg. Stride Length [m]	5.6	7.0	6.5	7.1	7.0	6.8	7.0	7.4	7.6	7.8	7.0



- [] Ranking at each section and finish
- :-:- No data available at this section
- NA No data available