

Track Rating: Good 4, Weather: Fine, Rail Position: Out 5m From 1000m To 400m,  
Remainder Out 3m

Section													Overall		L1200	L1000	L800	L600	L400		
Field Times													1:23.51	1:09.98	0:58.52	0:46.64	0:34.60	0:22.71			
													(0:13.53)	(0:11.46)	(0:11.88)	(0:12.04)	(0:11.89)	(0:11.16)			
Position	#	Horse/Jockey	Barrier	Top Speed [km/h]	Fastest Section	First 400m												Distance Travelled From Winner [m]			
1	6	<b>ADAM I AM</b> Michael McNab	2	66.4 400-200	0:11.00 400-200	0:25.54	1:23.51 (0:14.04)	1:09.47 [5] (0:11.50)	0:57.97 [4] (0:11.72)	0:46.25 [4] (0:11.99)	0:34.26 [4] (0:11.89)	0:22.37 [4] (0:11.00)									
2	3	<b>UDERZO</b> Masahiro Hashizume	5	66.8 400-200	0:11.06 400-200	0:25.22	1:23.67 (0:13.74)	1:09.93 [2] (0:11.48)	0:58.45 [2] (0:11.81)	0:46.64 [2] (0:12.00)	0:34.64 [2] (0:11.89)	0:22.75 [2] (0:11.06)					+0				
3	4	<b>FINANCIER</b> Craig Grylls	6	67.4 1200-1000	0:11.16 400-200	0:24.99	1:23.74 (0:13.53)	1:10.21 [1] (0:11.46)	0:58.75 [1] (0:11.87)	0:46.88 [1] (0:12.04)	0:34.84 [1] (0:11.89)	0:22.95 [1] (0:11.16)					+1				
4	1	<b>RUDYARD</b> Sam Weatherley	1	66.7 400-200	0:11.01 400-200	0:25.60	1:23.82 (0:13.97)	1:09.85 [4] (0:11.63)	0:58.22 [5] (0:11.79)	0:46.43 [5] (0:12.09)	0:34.34 [5] (0:11.85)	0:22.49 [5] (0:11.01)					+1				
5	2	<b>IS THAT SO</b> Warren Kennedy	3	66.4 400-200	0:11.08 400-200	0:25.30	1:23.85 (0:13.83)	1:10.02 [3] (0:11.47)	0:58.55 [3] (0:11.87)	0:46.68 [3] (0:12.02)	0:34.66 [3] (0:11.85)	0:22.81 [3] (0:11.08)					+3				
6	5	<b>HEART OF GOLD</b> Lynsey Satherley	7	65.1 400-200	0:11.24 400-200	0:25.81	1:24.52 (0:14.16)	1:10.36 [6] (0:11.65)	0:58.71 [6] (0:11.70)	0:47.01 [7] (0:12.03)	0:34.98 [6] (0:11.90)	0:23.08 [6] (0:11.24)					+4				
7	7	<b>SUPER SID</b> Darren Danis	8	64.5 400-200	0:11.35 400-200	0:25.84	1:24.61 (0:14.22)	1:10.39 [7] (0:11.62)	0:58.77 [7] (0:11.64)	0:47.13 [6] (0:12.12)	0:35.01 [7] (0:11.85)	0:23.16 [7] (0:11.35)					+2				

Scratched: New York Jazz (#8)

Track Rating: Good 4, Weather: Fine, Rail Position: Out 5m From 1000m To 400m,  
Remainder Out 3m

Section												L200	
Field Times												0:11.56	
												(0:11.56)	
Position	#	Horse/Jockey	Barrier	Top Speed [km/h]	Fastest Section	First 400m	Margin						Distance Travelled From Winner [m]
1	6	<b>ADAM I AM</b>	2	66.4	0:11.00	0:25.54	0:11.37 [4]	1:23.51					
		Michael McNab		400-200	400-200		(0:11.37)						
2	3	<b>UDERZO</b>	5	66.8	0:11.06	0:25.22	0:11.69 [2]	1.0L					+0
		Masahiro Hashizume		400-200	400-200		(0:11.69)						
3	4	<b>FINANCIER</b>	6	67.4	0:11.16	0:24.99	0:11.79 [1]	1.3L					+1
		Craig Grylls		1200-1000	400-200		(0:11.79)						
4	1	<b>RUDYARD</b>	1	66.7	0:11.01	0:25.60	0:11.48 [5]	1.8L					+1
		Sam Weatherley		400-200	400-200		(0:11.48)						
5	2	<b>IS THAT SO</b>	3	66.4	0:11.08	0:25.30	0:11.73 [3]	2.0L					+3
		Warren Kennedy		400-200	400-200		(0:11.73)						
6	5	<b>HEART OF GOLD</b>	7	65.1	0:11.24	0:25.81	0:11.84 [6]	5.8L					+4
		Lynsey Satherley		400-200	400-200		(0:11.84)						
7	7	<b>SUPER SID</b>	8	64.5	0:11.35	0:25.84	0:11.81 [7]	6.3L					+2
		Darren Danis		400-200	400-200		(0:11.81)						

Scratched: New York Jazz (#8)

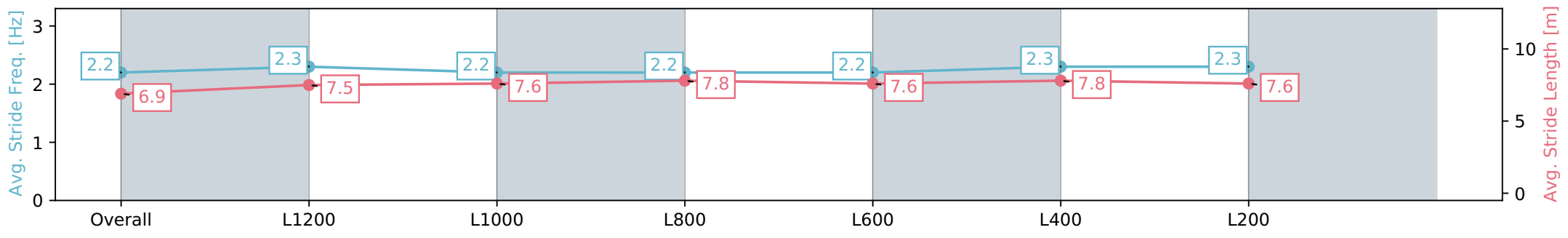
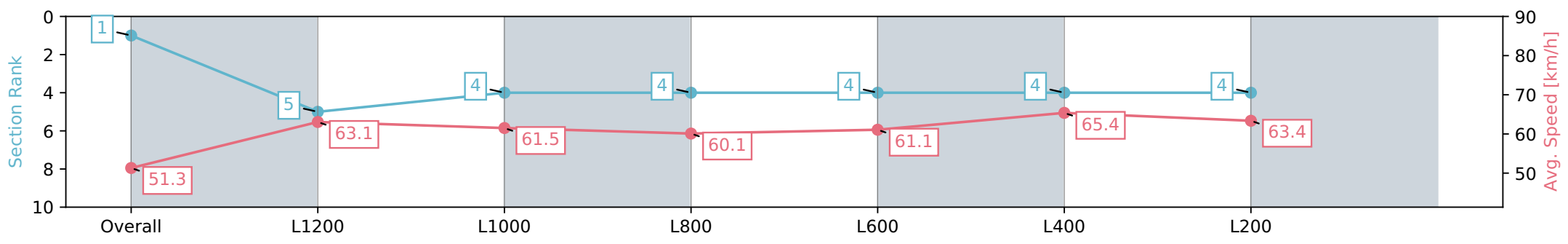
Horse/Jockey Name	ADAM I AM
Finish Rank	1
Fastest Section Time (Section)	0:11.00 (L400)
Top Speed [km/h] (Section)	66.4 (L400)
Race State	Finished



Ellerslie NZ - Professional  
 Race 2: GO RACING 1400 - 1400m  
 09 March 2024 - 1:40PM  
 Track Rating: Good 4, Weather: Fine, Rail Position: Out 5m From 1000m To 400m, Remainder Out 3m



Section	Overall	L1200	L1000	L800	L600	L400	L200
Section Times	1:23.51 [1] (0:14.04)	1:09.47 [5] (0:11.50)	0:57.97 [4] (0:11.72)	0:46.25 [4] (0:11.99)	0:34.26 [4] (0:11.89)	0:22.37 [4] (0:11.00)	0:11.37 [4] (0:11.37)
Average Speed [km/h]	51.3	63.1	61.5	60.1	61.1	65.4	63.4
Top Speed [km/h]	63.6	64.6	62.5	60.6	63.6	66.4	66.0
Avg. Dist. to Rail [m]	2.8	2.2	0.9	0.5	1.3	2.1	3.1
Avg. Stride Freq. [Hz]	2.2	2.3	2.2	2.2	2.2	2.3	2.3
Avg. Stride Length [m]	6.9	7.5	7.6	7.8	7.6	7.8	7.6



Report Created: Tue 12 March 2024 16:09:45 GMT+11 (Note: Timing is based on positional data)

- [ ] Ranking at each section and finish
- :-:- No data available at this section
- NA No data available



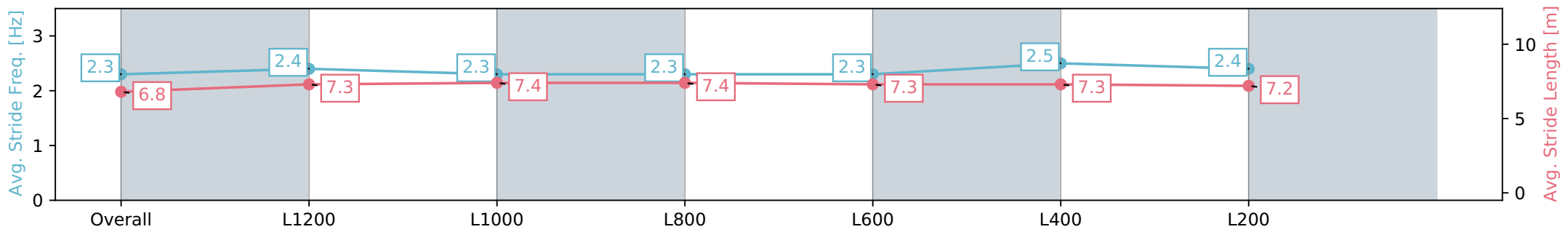
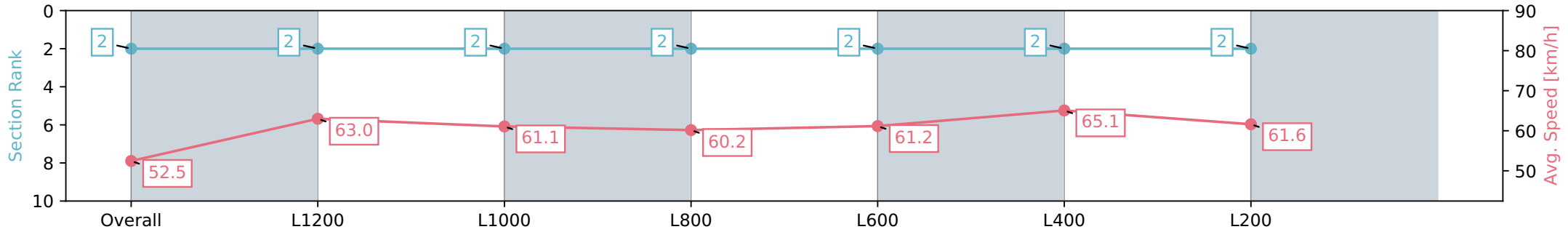
Horse/Jockey Name	UDERZO
Finish Rank	2
Fastest Section Time (Section)	0:11.06 (L400)
Top Speed [km/h] (Section)	66.8 (L400)
Race State	Finished



Ellerslie NZ - Professional  
 Race 2: GO RACING 1400 - 1400m  
 09 March 2024 - 1:40PM  
 Track Rating: Good 4, Weather: Fine, Rail Position: Out 5m From 1000m To 400m, Remainder Out 3m



Section	Overall	L1200	L1000	L800	L600	L400	L200
Section Times	1:23.67 [2] (0:13.74)	1:09.93 [2] (0:11.48)	0:58.45 [2] (0:11.81)	0:46.64 [2] (0:12.00)	0:34.64 [2] (0:11.89)	0:22.75 [2] (0:11.06)	0:11.69 [2] (0:11.69)
Average Speed [km/h]	52.5	63.0	61.1	60.2	61.2	65.1	61.6
Top Speed [km/h]	63.6	64.8	61.6	61.1	63.8	66.8	64.8
Avg. Dist. to Rail [m]	4.9	2.2	0.6	0.8	1.5	0.5	0.7
Avg. Stride Freq. [Hz]	2.3	2.4	2.3	2.3	2.3	2.5	2.4
Avg. Stride Length [m]	6.8	7.3	7.4	7.4	7.3	7.3	7.2



Report Created: Tue 12 March 2024 16:09:47 GMT+11 (Note: Timing is based on positional data)

- [ ] Ranking at each section and finish
- :-:- No data available at this section
- NA No data available



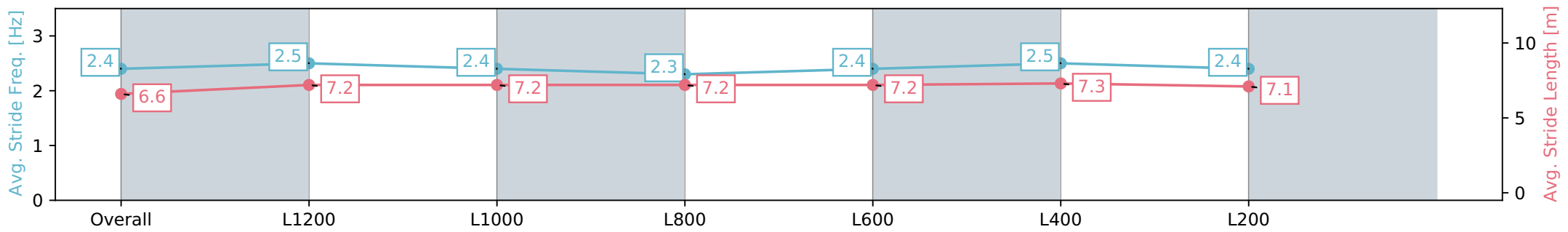
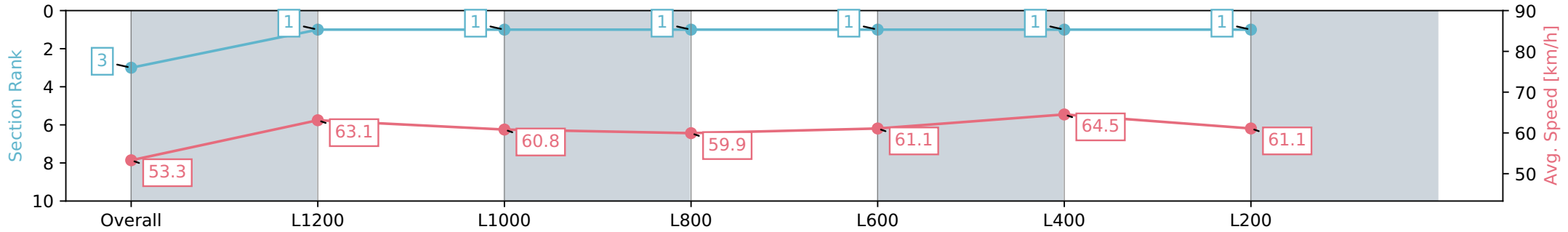
Horse/Jockey Name	FINANCIER
Finish Rank	3
Fastest Section Time (Section)	0:11.16 (L400)
Top Speed [km/h] (Section)	67.4 (L1200)
Race State	Finished

AUCKLAND  
THOROUGHBRED  
SINCE RACING 1874

Ellerslie NZ - Professional  
Race 2: GO RACING 1400 - 1400m  
09 March 2024 - 1:40PM  
Track Rating: Good 4, Weather: Fine, Rail Position: Out 5m From 1000m To 400m, Remainder Out 3m

ELLERSLIE

Section	Overall	L1200	L1000	L800	L600	L400	L200
Section Times	1:23.74 [3] (0:13.53)	1:10.21 [1] (0:11.46)	0:58.75 [1] (0:11.87)	0:46.88 [1] (0:12.04)	0:34.84 [1] (0:11.89)	0:22.95 [1] (0:11.16)	0:11.79 [1] (0:11.79)
Average Speed [km/h]	53.3	63.1	60.8	59.9	61.1	64.5	61.1
Top Speed [km/h]	67.2	67.4	62.1	60.9	63.5	65.1	64.3
Avg. Dist. to Rail [m]	6.0	1.9	0.5	0.7	1.4	0.5	0.4
Avg. Stride Freq. [Hz]	2.4	2.5	2.4	2.3	2.4	2.5	2.4
Avg. Stride Length [m]	6.6	7.2	7.2	7.2	7.2	7.3	7.1



Report Created: Tue 12 March 2024 16:09:50 GMT+11 (Note: Timing is based on positional data)

- [ ] Ranking at each section and finish
- :-:- No data available at this section
- NA No data available

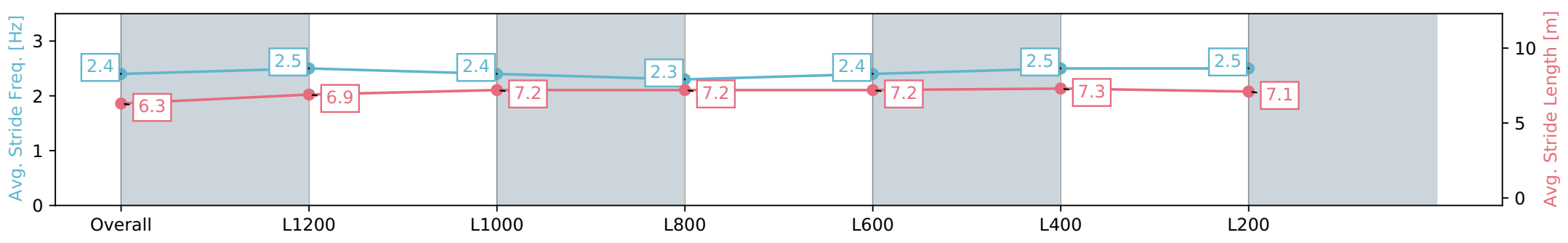
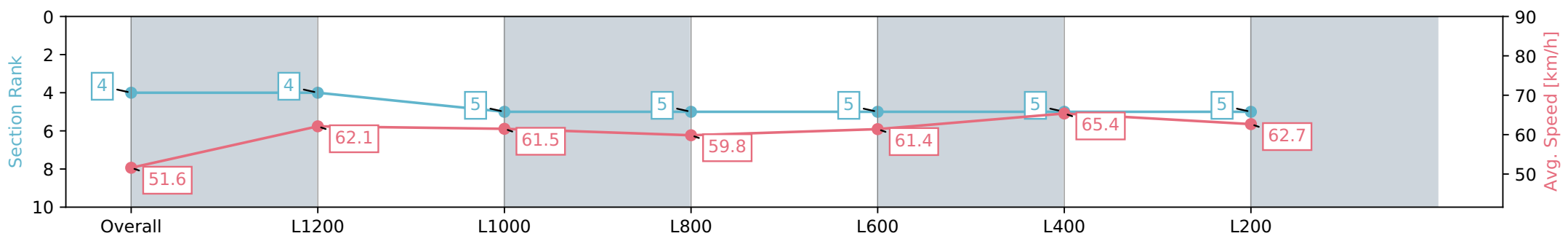
Horse/Jockey Name	RUDYARD
Finish Rank	4
Fastest Section Time (Section)	0:11.01 (L400)
Top Speed [km/h] (Section)	66.7 (L400)
Race State	Finished



Ellerslie NZ - Professional  
 Race 2: GO RACING 1400 - 1400m  
 09 March 2024 - 1:40PM  
 Track Rating: Good 4, Weather: Fine, Rail Position: Out 5m From 1000m To 400m, Remainder Out 3m



Section	Overall	L1200	L1000	L800	L600	L400	L200
Section Times	1:23.82 [4] (0:13.97)	1:09.85 [4] (0:11.63)	0:58.22 [5] (0:11.79)	0:46.43 [5] (0:12.09)	0:34.34 [5] (0:11.85)	0:22.49 [5] (0:11.01)	0:11.48 [5] (0:11.48)
Average Speed [km/h]	51.6	62.1	61.5	59.8	61.4	65.4	62.7
Top Speed [km/h]	62.8	63.1	62.6	60.7	64.0	66.7	65.5
Avg. Dist. to Rail [m]	1.5	1.5	1.4	1.2	1.7	1.9	3.0
Avg. Stride Freq. [Hz]	2.4	2.5	2.4	2.3	2.4	2.5	2.5
Avg. Stride Length [m]	6.3	6.9	7.2	7.2	7.2	7.3	7.1



Report Created: Tue 12 March 2024 16:09:53 GMT+11 (Note: Timing is based on positional data)

- [ ] Ranking at each section and finish
- :-:- No data available at this section
- NA No data available



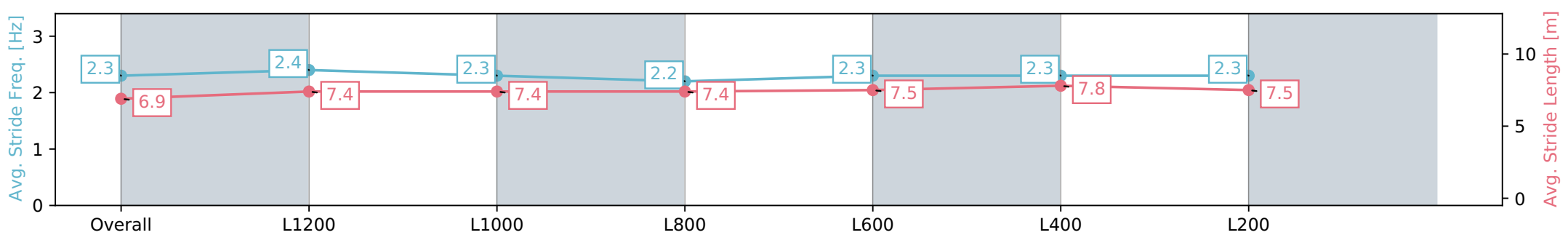
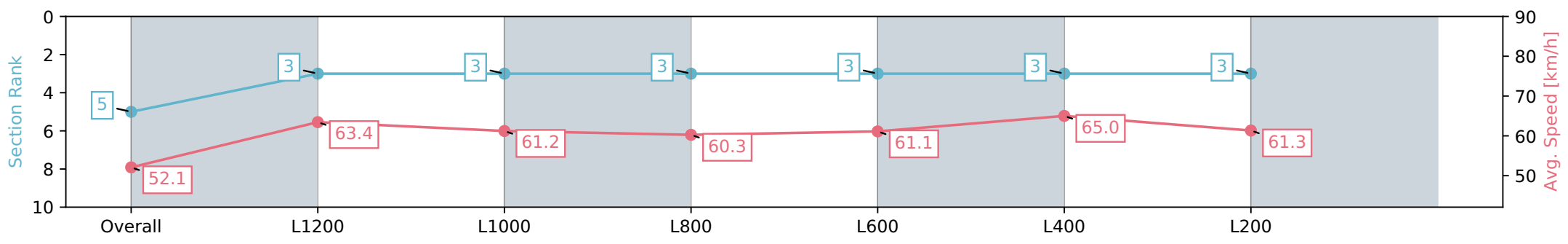
Horse/Jockey Name	IS THAT SO
Finish Rank	5
Fastest Section Time (Section)	0:11.08 (L400)
Top Speed [km/h] (Section)	66.4 (L400)
Race State	Finished



Ellerslie NZ - Professional  
 Race 2: GO RACING 1400 - 1400m  
 09 March 2024 - 1:40PM  
 Track Rating: Good 4, Weather: Fine, Rail Position: Out 5m From 1000m To 400m, Remainder Out 3m



Section	Overall	L1200	L1000	L800	L600	L400	L200
Section Times	1:23.85 [5] (0:13.83)	1:10.02 [3] (0:11.47)	0:58.55 [3] (0:11.87)	0:46.68 [3] (0:12.02)	0:34.66 [3] (0:11.85)	0:22.81 [3] (0:11.08)	0:11.73 [3] (0:11.73)
Average Speed [km/h]	52.1	63.4	61.2	60.3	61.1	65.0	61.3
Top Speed [km/h]	63.8	64.8	62.4	61.1	63.2	66.4	64.4
Avg. Dist. to Rail [m]	4.0	3.5	2.7	1.3	1.3	1.0	1.6
Avg. Stride Freq. [Hz]	2.3	2.4	2.3	2.2	2.3	2.3	2.3
Avg. Stride Length [m]	6.9	7.4	7.4	7.4	7.5	7.8	7.5



Report Created: Tue 12 March 2024 16:09:57 GMT+11 (Note: Timing is based on positional data)

- [ ] Ranking at each section and finish
- :-:- No data available at this section
- NA No data available



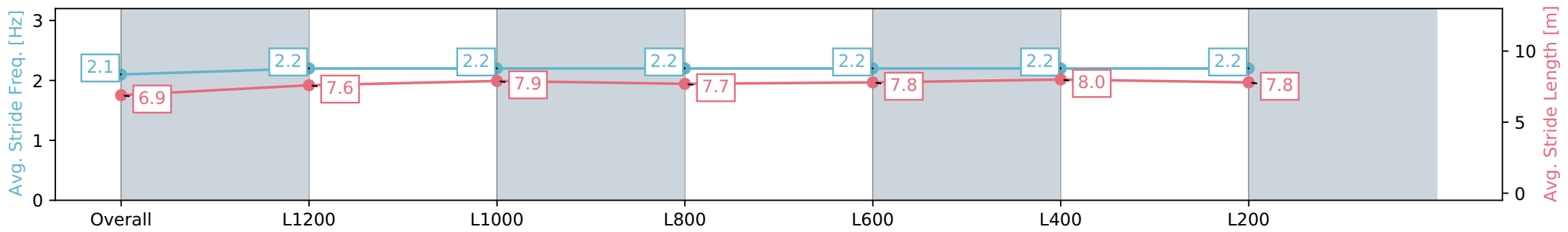
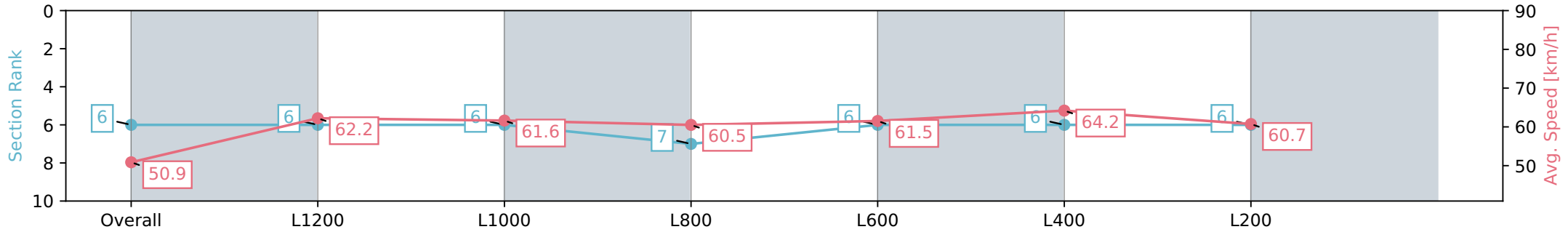
Horse/Jockey Name	HEART OF GOLD
Finish Rank	6
Fastest Section Time (Section)	0:11.24 (L400)
Top Speed [km/h] (Section)	65.1 (L400)
Race State	Finished

AUCKLAND  
THOROUGHBRED  
SINCE RACING 1854

Ellerslie NZ - Professional  
Race 2: GO RACING 1400 - 1400m  
09 March 2024 - 1:40PM  
Track Rating: Good 4, Weather: Fine, Rail Position: Out 5m From  
1000m To 400m, Remainder Out 3m

ELLERSLIE

Section	Overall	L1200	L1000	L800	L600	L400	L200
Section Times	1:24.52 [6] (0:14.16)	1:10.36 [6] (0:11.65)	0:58.71 [6] (0:11.70)	0:47.01 [7] (0:12.03)	0:34.98 [6] (0:11.90)	0:23.08 [6] (0:11.24)	0:11.84 [6] (0:11.84)
Average Speed [km/h]	50.9	62.2	61.6	60.5	61.5	64.2	60.7
Top Speed [km/h]	61.6	63.4	62.2	61.8	63.2	65.1	62.6
Avg. Dist. to Rail [m]	6.6	2.3	1.1	1.8	3.2	2.9	2.5
Avg. Stride Freq. [Hz]	2.1	2.2	2.2	2.2	2.2	2.2	2.2
Avg. Stride Length [m]	6.9	7.6	7.9	7.7	7.8	8.0	7.8



Report Created: Tue 12 March 2024 16:10:00 GMT+11 (Note: Timing is based on positional data)

- [ ] Ranking at each section and finish
- :-:- No data available at this section
- NA No data available



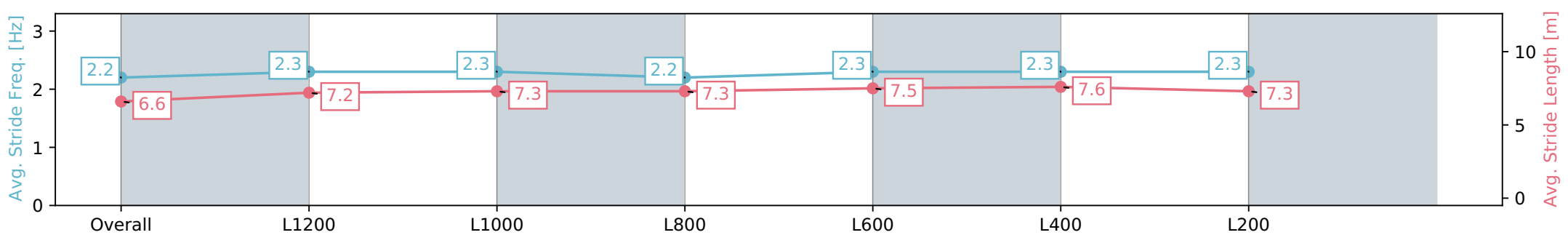
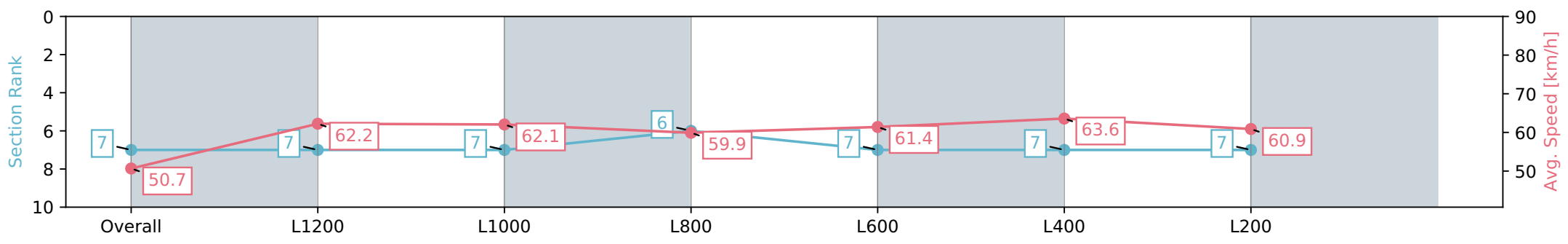
Horse/Jockey Name	SUPER SID
Finish Rank	7
Fastest Section Time (Section)	0:11.35 (L400)
Top Speed [km/h] (Section)	64.5 (L400)
Race State	Finished



Ellerslie NZ - Professional  
 Race 2: GO RACING 1400 - 1400m  
 09 March 2024 - 1:40PM  
 Track Rating: Good 4, Weather: Fine, Rail Position: Out 5m From 1000m To 400m, Remainder Out 3m



Section	Overall	L1200	L1000	L800	L600	L400	L200
Section Times	1:24.61 [7] (0:14.22)	1:10.39 [7] (0:11.62)	0:58.77 [7] (0:11.64)	0:47.13 [6] (0:12.12)	0:35.01 [7] (0:11.85)	0:23.16 [7] (0:11.35)	0:11.81 [7] (0:11.81)
Average Speed [km/h]	50.7	62.2	62.1	59.9	61.4	63.6	60.9
Top Speed [km/h]	63.4	63.4	63.1	60.9	63.0	64.5	62.5
Avg. Dist. to Rail [m]	5.6	1.4	1.0	1.7	2.1	1.8	0.8
Avg. Stride Freq. [Hz]	2.2	2.3	2.3	2.2	2.3	2.3	2.3
Avg. Stride Length [m]	6.6	7.2	7.3	7.3	7.5	7.6	7.3



Report Created: Tue 12 March 2024 16:10:03 GMT+11 (Note: Timing is based on positional data)

- [ ] Ranking at each section and finish
- :-:- No data available at this section
- NA No data available

