

Track Rating: Good 4, Weather: Fine, Rail Position: Out 5m From 1000m To 400m,
Remainder Out 3m

Section														
Field Times		Overall	L1400	L1200	L1000	L800	L600							
		1:37.31	1:23.55	1:11.44	0:58.55	0:46.10	0:33.86							
		(0:13.76)	(0:12.11)	(0:12.89)	(0:12.45)	(0:12.24)	(0:11.93)							
Position	#	Horse/Jockey	Barrier	Top Speed [km/h]	Fastest Section	First 400m								Distance Travelled From Winner [m]
1	2	PEARL OF ALSACE	2	69.1	0:10.67	0:26.17	1:37.31	1:23.39 [4]	1:11.14 [4]	0:58.20 [4]	0:45.83 [4]	0:33.63 [3]		
		Michael McNab		400-200	400-200		(0:13.92)	(0:12.25)	(0:12.94)	(0:12.37)	(0:12.20)	(0:11.92)		
2	5	KLAIRELLE	4	68.1	0:10.86	0:25.87	1:37.35	1:23.56 [2]	1:11.48 [1]	0:58.59 [1]	0:46.15 [1]	0:33.91 [1]		-4
		Sam Weatherley		400-200	400-200		(0:13.79)	(0:12.08)	(0:12.89)	(0:12.44)	(0:12.24)	(0:11.93)		
3	3	CHEVAL D'OR	1	67.5	0:10.83	0:26.15	1:37.67	1:23.76 [3]	1:11.52 [3]	0:58.60 [3]	0:46.22 [3]	0:33.96 [4]		-4
		Per-Anders Graberg		400-200	400-200		(0:13.91)	(0:12.24)	(0:12.92)	(0:12.38)	(0:12.26)	(0:11.76)		
4	4	SAINT ALICE	3	67.5	0:10.79	0:26.47	1:37.83	1:23.59 [5]	1:11.36 [5]	0:58.41 [5]	0:46.04 [5]	0:33.86 [6]		-1
		Warren Kennedy		400-200	400-200		(0:14.24)	(0:12.23)	(0:12.95)	(0:12.37)	(0:12.18)	(0:11.75)		
5	8	ROSETOWN PRINCESS	6	65.5	0:11.26	0:25.98	1:38.56	1:24.81 [1]	1:12.58 [2]	0:59.62 [2]	0:47.23 [2]	0:34.90 [2]		+0
		Darren Danis		400-200	400-200		(0:13.75)	(0:12.23)	(0:12.96)	(0:12.39)	(0:12.33)	(0:11.87)		
6	7	MRS BIG	5	64.1	0:11.39	0:26.60	1:40.16	1:25.77 [6]	1:13.56 [6]	1:00.67 [6]	0:48.29 [6]	0:36.26 [5]		-5
		Ngakau Hailey		400-200	400-200		(0:14.39)	(0:12.21)	(0:12.89)	(0:12.38)	(0:12.03)	(0:11.89)		

Scratched: Our Alley Cat (#1)
Did Not Finish: Burgundy Iff (#6)

Track Rating: Good 4, Weather: Fine, Rail Position: Out 5m From 1000m To 400m,
Remainder Out 3m

Section														
Field Times														
		L400		L200										
		0:21.93		0:11.07										
		(0:10.86)		(0:11.07)										
Position	#	Horse/Jockey	Barrier	Top Speed [km/h]	Fastest Section	First 400m			Margin					Distance Travelled From Winner [m]
1	2	PEARL OF ALSACE	2	69.1	0:10.67	0:26.17	0:21.71 [4]	0:11.04 [2]	1:37.31					
		Michael McNab		400-200	400-200		(0:10.67)	(0:11.04)						
2	5	KLAIRELLE	4	68.1	0:10.86	0:25.87	0:21.98 [1]	0:11.12 [1]	0.3L					-4
		Sam Weatherley		400-200	400-200		(0:10.86)	(0:11.12)						
3	3	CHEVAL D'OR	1	67.5	0:10.83	0:26.15	0:22.20 [2]	0:11.37 [3]	2.3L					-4
		Per-Anders Graberg		400-200	400-200		(0:10.83)	(0:11.37)						
4	4	SAINT ALICE	3	67.5	0:10.79	0:26.47	0:22.11 [5]	0:11.32 [4]	3.0L					-1
		Warren Kennedy		400-200	400-200		(0:10.79)	(0:11.32)						
5	8	ROSETOWN PRINCESS	6	65.5	0:11.26	0:25.98	0:23.03 [3]	0:11.77 [5]	7.0L					+0
		Darren Danis		400-200	400-200		(0:11.26)	(0:11.77)						
6	7	MRS BIG	5	64.1	0:11.39	0:26.60	0:24.37 [6]	0:12.98 [6]	15.9L					-5
		Ngakau Hailey		400-200	400-200		(0:11.39)	(0:12.98)						

Scratched: Our Alley Cat (#1)
Did Not Finish: Burgundy Iff (#6)

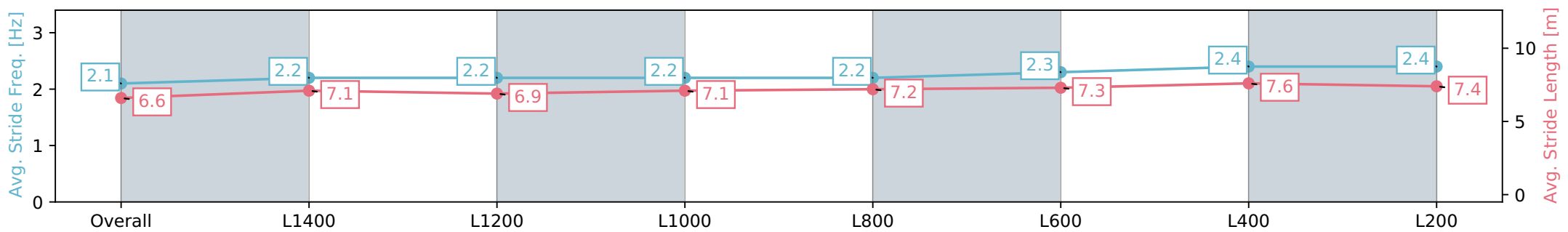
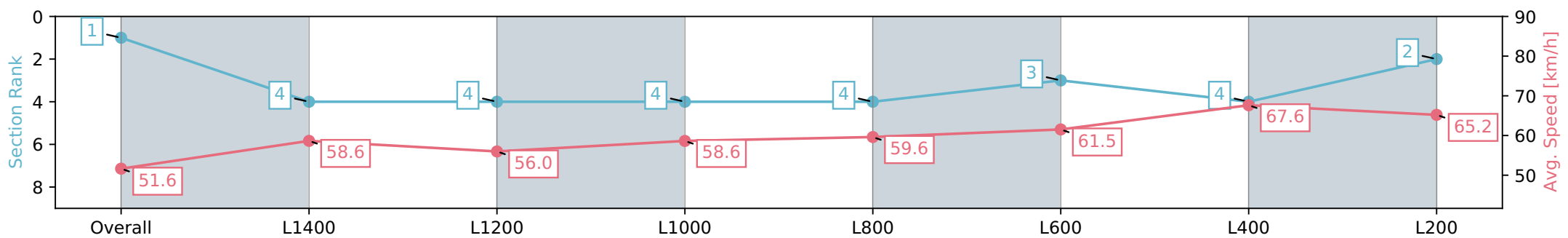
Horse/Jockey Name	PEARL OF ALSACE
Finish Rank	1
Fastest Section Time (Section)	0:10.67 (L400)
Top Speed [km/h] (Section)	69.1 (L400)
Race State	Finished



Ellerslie NZ - Professional
 Race 1: WESTBURY STUD ROYAL DESCENT STAKES - 1600m
 09 March 2024 - 1:05PM
 Track Rating: Good 4, Weather: Fine, Rail Position: Out 5m From 1000m To 400m, Remainder Out 3m



Section	Overall	L1400	L1200	L1000	L800	L600	L400	L200
Section Times	1:37.31 [1] (0:13.92)	1:23.39 [4] (0:12.25)	1:11.14 [4] (0:12.94)	0:58.20 [4] (0:12.37)	0:45.83 [4] (0:12.20)	0:33.63 [3] (0:11.92)	0:21.71 [4] (0:10.67)	0:11.04 [2] (0:11.04)
Average Speed [km/h]	51.6	58.6	56.0	58.6	59.6	61.5	67.6	65.2
Top Speed [km/h]	61.4	61.2	57.4	60.9	61.1	65.3	69.1	67.6
Avg. Dist. to Rail [m]	3.0	1.4	2.2	1.7	2.2	3.2	3.8	3.4
Avg. Stride Freq. [Hz]	2.1	2.2	2.2	2.2	2.2	2.3	2.4	2.4
Avg. Stride Length [m]	6.6	7.1	6.9	7.1	7.2	7.3	7.6	7.4



Report Created: Sat 09 March 2024 11:16:06 GMT+11 (Note: Timing is based on positional data)

- [] Ranking at each section and finish
- :-:- No data available at this section
- NA No data available

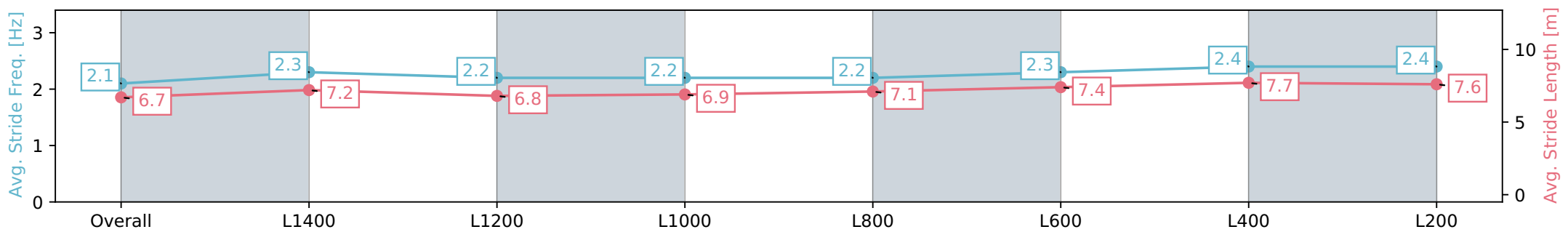
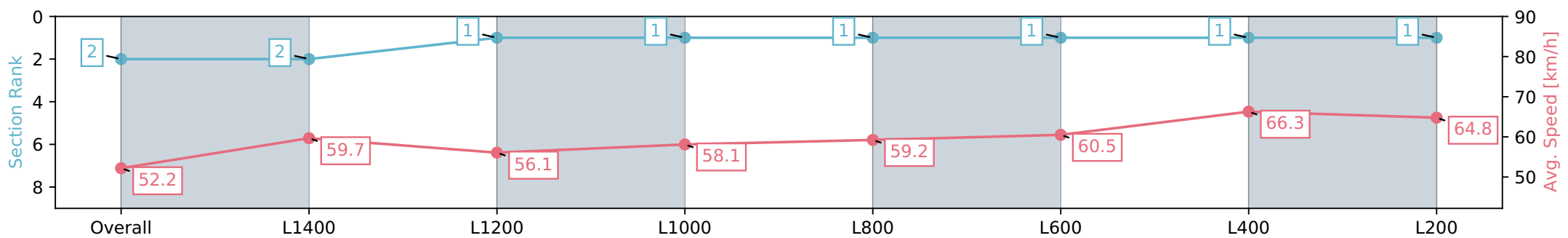
Horse/Jockey Name	KLAIRELLE
Finish Rank	2
Fastest Section Time (Section)	0:10.86 (L400)
Top Speed [km/h] (Section)	68.1 (L400)
Race State	Finished



Ellerslie NZ - Professional
 Race 1: WESTBURY STUD ROYAL DESCENT STAKES - 1600m
 09 March 2024 - 1:05PM
 Track Rating: Good 4, Weather: Fine, Rail Position: Out 5m From 1000m To 400m, Remainder Out 3m



Section	Overall	L1400	L1200	L1000	L800	L600	L400	L200
Section Times	1:37.35 [2] (0:13.79)	1:23.56 [2] (0:12.08)	1:11.48 [1] (0:12.89)	0:58.59 [1] (0:12.44)	0:46.15 [1] (0:12.24)	0:33.91 [1] (0:11.93)	0:21.98 [1] (0:10.86)	0:11.12 [1] (0:11.12)
Average Speed [km/h]	52.2	59.7	56.1	58.1	59.2	60.5	66.3	64.8
Top Speed [km/h]	62.4	62.9	56.9	59.9	60.0	63.8	68.1	67.0
Avg. Dist. to Rail [m]	4.2	0.8	1.6	1.0	1.3	0.9	0.7	1.8
Avg. Stride Freq. [Hz]	2.1	2.3	2.2	2.2	2.2	2.3	2.4	2.4
Avg. Stride Length [m]	6.7	7.2	6.8	6.9	7.1	7.4	7.7	7.6



Report Created: Sat 09 March 2024 11:16:10 GMT+11 (Note: Timing is based on positional data)

- [] Ranking at each section and finish
- :-:- No data available at this section
- NA No data available



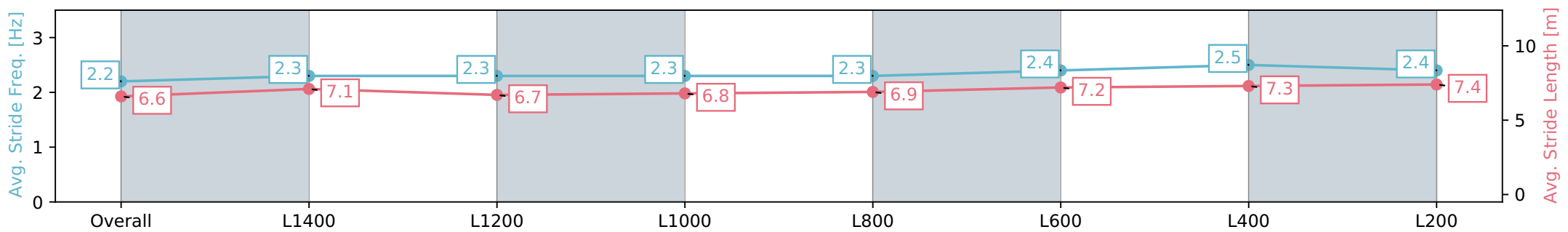
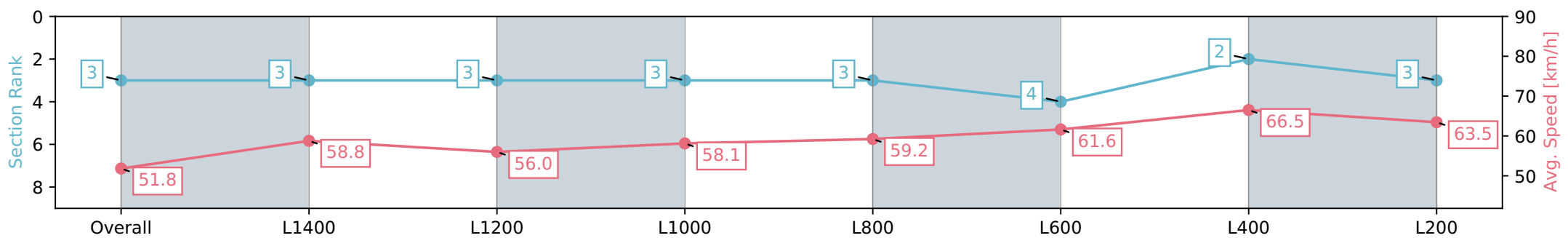
Horse/Jockey Name	CHEVAL D'OR
Finish Rank	3
Fastest Section Time (Section)	0:10.83 (L400)
Top Speed [km/h] (Section)	67.5 (L400)
Race State	Finished



Ellerslie NZ - Professional
 Race 1: WESTBURY STUD ROYAL DESCENT STAKES - 1600m
 09 March 2024 - 1:05PM
 Track Rating: Good 4, Weather: Fine, Rail Position: Out 5m From 1000m To 400m, Remainder Out 3m



Section	Overall	L1400	L1200	L1000	L800	L600	L400	L200
Section Times	1:37.67 [3] (0:13.91)	1:23.76 [3] (0:12.24)	1:11.52 [3] (0:12.92)	0:58.60 [3] (0:12.38)	0:46.22 [3] (0:12.26)	0:33.96 [4] (0:11.76)	0:22.20 [2] (0:10.83)	0:11.37 [3] (0:11.37)
Average Speed [km/h]	51.8	58.8	56.0	58.1	59.2	61.6	66.5	63.5
Top Speed [km/h]	62.3	61.7	57.9	60.0	60.0	64.7	67.5	66.5
Avg. Dist. to Rail [m]	1.4	0.2	1.2	0.7	1.2	1.5	2.4	3.3
Avg. Stride Freq. [Hz]	2.2	2.3	2.3	2.3	2.3	2.4	2.5	2.4
Avg. Stride Length [m]	6.6	7.1	6.7	6.8	6.9	7.2	7.3	7.4



Report Created: Sat 09 March 2024 11:16:13 GMT+11 (Note: Timing is based on positional data)

- [] Ranking at each section and finish
- :-:- No data available at this section
- NA No data available



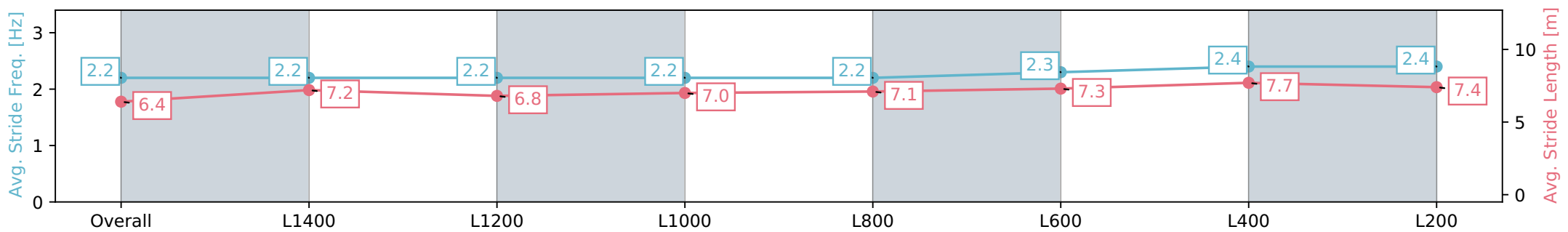
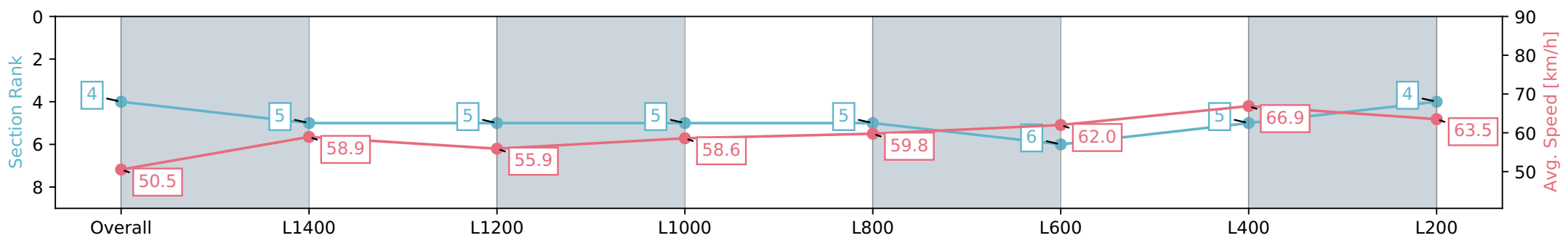
Horse/Jockey Name	SAINT ALICE
Finish Rank	4
Fastest Section Time (Section)	0:10.79 (L400)
Top Speed [km/h] (Section)	67.5 (L400)
Race State	Finished



Ellerslie NZ - Professional
 Race 1: WESTBURY STUD ROYAL DESCENT STAKES - 1600m
 09 March 2024 - 1:05PM
 Track Rating: Good 4, Weather: Fine, Rail Position: Out 5m From 1000m To 400m, Remainder Out 3m



Section	Overall	L1400	L1200	L1000	L800	L600	L400	L200
Section Times	1:37.83 [4] (0:14.24)	1:23.59 [5] (0:12.23)	1:11.36 [5] (0:12.95)	0:58.41 [5] (0:12.37)	0:46.04 [5] (0:12.18)	0:33.86 [6] (0:11.75)	0:22.11 [5] (0:10.79)	0:11.32 [4] (0:11.32)
Average Speed [km/h]	50.5	58.9	55.9	58.6	59.8	62.0	66.9	63.5
Top Speed [km/h]	61.4	62.9	57.4	60.9	61.0	65.6	67.5	66.0
Avg. Dist. to Rail [m]	3.7	1.6	2.5	1.8	2.3	2.1	4.5	5.2
Avg. Stride Freq. [Hz]	2.2	2.2	2.2	2.2	2.2	2.3	2.4	2.4
Avg. Stride Length [m]	6.4	7.2	6.8	7.0	7.1	7.3	7.7	7.4



Report Created: Sat 09 March 2024 11:16:17 GMT+11 (Note: Timing is based on positional data)

- [] Ranking at each section and finish
- :-:- No data available at this section
- NA No data available



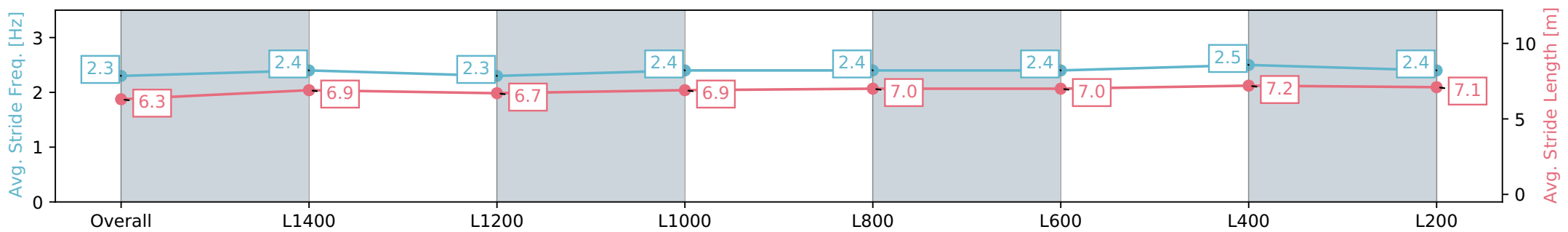
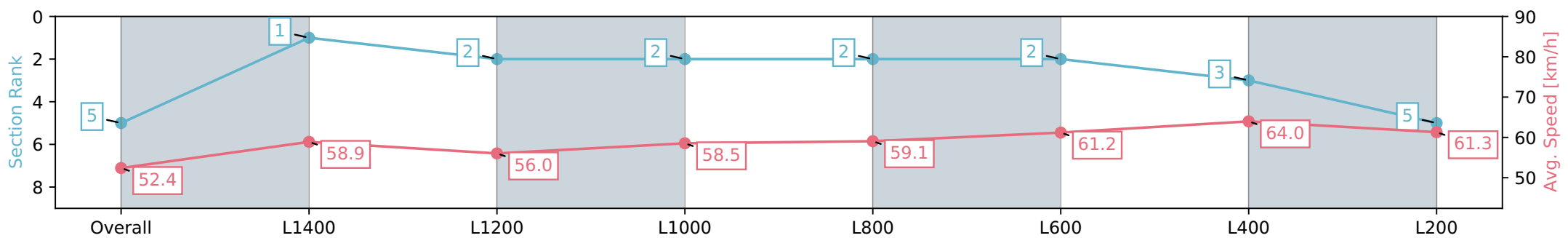
Horse/Jockey Name	ROSETOWN PRINCESS
Finish Rank	5
Fastest Section Time (Section)	0:11.26 (L400)
Top Speed [km/h] (Section)	65.5 (L400)
Race State	Finished



Ellerslie NZ - Professional
 Race 1: WESTBURY STUD ROYAL DESCENT STAKES - 1600m
 09 March 2024 - 1:05PM
 Track Rating: Good 4, Weather: Fine, Rail Position: Out 5m From 1000m To 400m, Remainder Out 3m



Section	Overall	L1400	L1200	L1000	L800	L600	L400	L200
Section Times	1:38.56 [5] (0:13.75)	1:24.81 [1] (0:12.23)	1:12.58 [2] (0:12.96)	0:59.62 [2] (0:12.39)	0:47.23 [2] (0:12.33)	0:34.90 [2] (0:11.87)	0:23.03 [3] (0:11.26)	0:11.77 [5] (0:11.77)
Average Speed [km/h]	52.4	58.9	56.0	58.5	59.1	61.2	64.0	61.3
Top Speed [km/h]	62.8	61.7	57.5	60.8	60.7	63.1	65.5	64.1
Avg. Dist. to Rail [m]	5.2	1.9	2.8	2.1	2.4	1.8	1.9	1.0
Avg. Stride Freq. [Hz]	2.3	2.4	2.3	2.4	2.4	2.4	2.5	2.4
Avg. Stride Length [m]	6.3	6.9	6.7	6.9	7.0	7.0	7.2	7.1



Report Created: Sat 09 March 2024 11:16:20 GMT+11 (Note: Timing is based on positional data)

- [] Ranking at each section and finish
- :-:- No data available at this section
- NA No data available

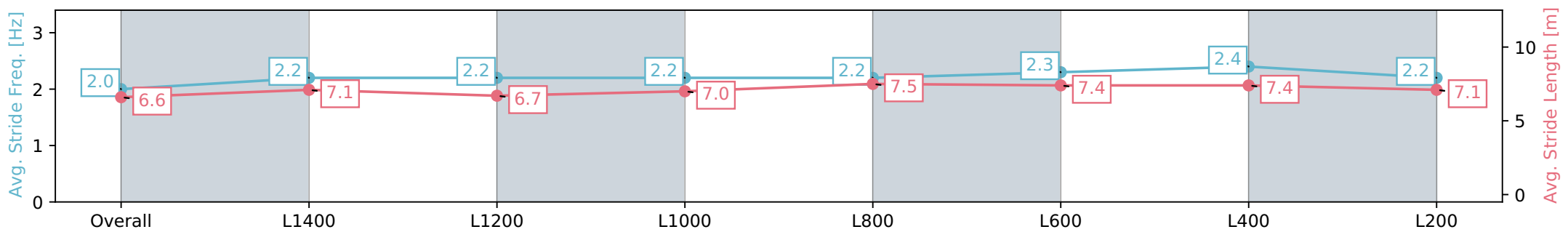
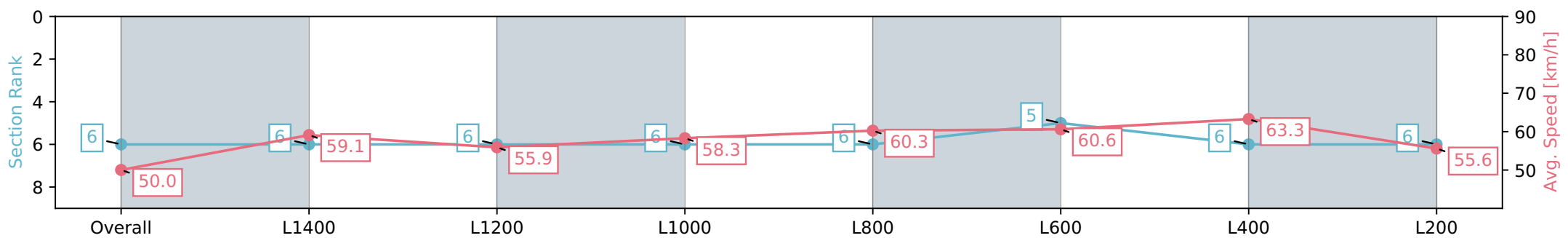
Horse/Jockey Name	MRS BIG
Finish Rank	6
Fastest Section Time (Section)	0:11.39 (L400)
Top Speed [km/h] (Section)	64.1 (L400)
Race State	Finished



Ellerslie NZ - Professional
 Race 1: WESTBURY STUD ROYAL DESCENT STAKES - 1600m
 09 March 2024 - 1:05PM
 Track Rating: Good 4, Weather: Fine, Rail Position: Out 5m From 1000m To 400m, Remainder Out 3m



Section	Overall	L1400	L1200	L1000	L800	L600	L400	L200
Section Times	1:40.16 [6] (0:14.39)	1:25.77 [6] (0:12.21)	1:13.56 [6] (0:12.89)	1:00.67 [6] (0:12.38)	0:48.29 [6] (0:12.03)	0:36.26 [5] (0:11.89)	0:24.37 [6] (0:11.39)	0:12.98 [6] (0:12.98)
Average Speed [km/h]	50.0	59.1	55.9	58.3	60.3	60.6	63.3	55.6
Top Speed [km/h]	61.8	61.7	57.0	60.1	60.7	63.9	64.1	61.3
Avg. Dist. to Rail [m]	3.0	0.2	1.2	0.8	1.1	0.7	0.2	1.1
Avg. Stride Freq. [Hz]	2.0	2.2	2.2	2.2	2.2	2.3	2.4	2.2
Avg. Stride Length [m]	6.6	7.1	6.7	7.0	7.5	7.4	7.4	7.1



Report Created: Sat 09 March 2024 11:16:23 GMT+11 (Note: Timing is based on positional data)

- [] Ranking at each section and finish
- :-:- No data available at this section
- NA No data available