

Track Rating: Good 4, Weather: Fine, Rail Position: Out 2m From 1000m To 400m,
Remainder True

Section													Overall	L1400	L1200	L1000	L800	L600		
Field Times													1:36.79	1:23.64	1:12.90	1:00.67	0:48.03	0:35.58		
													(0:13.15)	(0:10.73)	(0:12.23)	(0:12.64)	(0:12.46)	(0:12.11)		
Position	#	Horse/Jockey	Barrier	Top Speed [km/h]	Fastest Section	First 400m												Distance Travelled From Winner [m]		
1	6	SON OF SUN	6	68.6	0:10.91	0:24.06	1:36.79	1:23.64 [1]	1:12.73 [2]	1:00.66 [2]	0:48.02 [2]	0:35.35 [2]								
		Kazuya Asano		1400-1200	1400-1200		(0:13.15)	(0:10.91)	(0:12.07)	(0:12.64)	(0:12.67)	(0:12.18)								
2	1	HASSTOBEAWINNER	13	69.9	0:10.69	0:23.88	1:36.86	1:23.67 [2]	1:12.98 [1]	1:00.74 [1]	0:48.11 [1]	0:35.65 [1]					-1			
		James Doyle		1400-1200	1400-1200		(0:13.19)	(0:10.69)	(0:12.24)	(0:12.63)	(0:12.46)	(0:12.11)								
3	11	FINAL PURCHASE	7	67.7	0:10.91	0:24.15	1:37.24	1:24.00 [3]	1:13.09 [3]	1:00.80 [3]	0:48.15 [4]	0:35.56 [4]					+3			
		Bill Jacobson		1400-1200	1400-1200		(0:13.24)	(0:10.91)	(0:12.28)	(0:12.65)	(0:12.59)	(0:12.13)								
4	9	COMPOSURE	8	67.8	0:11.05	0:25.04	1:37.27	1:23.28 [12]	1:12.23 [11]	0:59.81 [10]	0:47.62 [9]	0:35.35 [8]					+2			
		Sam Weatherley		1600-1400	1400-1200		(0:13.99)	(0:11.05)	(0:12.42)	(0:12.19)	(0:12.27)	(0:12.26)								
5	8	BELLA WATERS	11	65.5	0:11.24	0:25.37	1:37.30	1:23.17 [13]	1:11.93 [13]	0:59.54 [13]	0:47.33 [13]	0:34.91 [12]					+2			
		Warren Kennedy		1400-1200	1400-1200		(0:14.13)	(0:11.24)	(0:12.39)	(0:12.21)	(0:12.42)	(0:12.08)								
6	3	CIMARRON	5	68.2	0:10.95	0:24.56	1:37.54	1:23.93 [9]	1:12.98 [6]	1:00.67 [6]	0:48.15 [6]	0:35.67 [7]					-4			
		Jonathan Riddell		1400-1200	1400-1200		(0:13.61)	(0:10.95)	(0:12.31)	(0:12.52)	(0:12.48)	(0:12.08)								
7	2	KUNGFUMASTER PANDA	3	66.4	0:11.16	0:24.43	1:37.74	1:24.47 [4]	1:13.31 [5]	1:01.05 [5]	0:48.39 [5]	0:35.89 [5]					+0			
		Ryan Elliot		1600-1400	1400-1200		(0:13.27)	(0:11.16)	(0:12.26)	(0:12.66)	(0:12.50)	(0:12.07)								
8	4	TOBIAS	12	65.9	0:11.22	0:24.77	1:37.83	1:24.28 [8]	1:13.06 [9]	1:00.55 [9]	0:48.34 [7]	0:35.98 [6]					+4			
		Kelly Myers		1400-1200	1400-1200		(0:13.55)	(0:11.22)	(0:12.51)	(0:12.21)	(0:12.36)	(0:12.22)								
9	7	SWITOWSKI	9	67.1	0:11.13	0:24.56	1:37.89	1:24.45 [6]	1:13.32 [7]	1:00.91 [7]	0:48.34 [8]	0:35.78 [9]					+1			
		Michael McNab		1400-1200	1400-1200		(0:13.44)	(0:11.13)	(0:12.41)	(0:12.56)	(0:12.56)	(0:12.24)								
10	14	MARCELLA	4	67.5	0:11.09	0:25.05	1:37.95	1:23.99 [11]	1:12.90 [12]	1:00.40 [11]	0:48.03 [12]	0:35.47 [13]					-4			
		Tayla Mitchell		1400-1200	1400-1200		(0:13.96)	(0:11.09)	(0:12.50)	(0:12.37)	(0:12.56)	(0:12.16)								

Track Rating: Good 4, Weather: Fine, Rail Position: Out 2m From 1000m To 400m,
Remainder True

Section													Overall		L1400	L1200	L1000	L800	L600		
Field Times													1:36.79	1:23.64	1:12.90	1:00.67	0:48.03	0:35.58			
													(0:13.15)	(0:10.73)	(0:12.23)	(0:12.64)	(0:12.46)	(0:12.11)			
Position	#	Horse/Jockey	Barrier	Top Speed [km/h]	Fastest Section	First 400m												Distance Travelled From Winner [m]			
11	12	JIVETALKIN	1	68.0	0:11.03	0:24.31	1:37.96	1:24.68 [5]	1:13.65 [4]	1:01.45 [4]	0:48.88 [3]	0:36.40 [3]		-4							
		Masahiro Hashizume		1400-1200	1400-1200		(0:13.28)	(0:11.03)	(0:12.20)	(0:12.56)	(0:12.48)	(0:12.10)									
12	5	KENOBI	10	65.9	0:11.28	0:25.04	1:38.49	1:24.74 [10]	1:13.45 [10]	1:00.89 [12]	0:48.69 [11]	0:36.35 [10]		+4							
		Matthew Cameron		1400-1200	1400-1200		(0:13.75)	(0:11.28)	(0:12.56)	(0:12.20)	(0:12.34)	(0:12.22)									
13	10	GOOD SPOT	2	66.3	0:11.26	0:24.75	1:39.27	1:25.78 [7]	1:14.52 [8]	1:02.05 [8]	0:49.60 [10]	0:37.10 [11]		-4							
		Lynsey Satherley		1400-1200	1400-1200		(0:13.49)	(0:11.26)	(0:12.47)	(0:12.45)	(0:12.50)	(0:12.18)									

Track Rating: Good 4, Weather: Fine, Rail Position: Out 2m From 1000m To 400m,
Remainder True

Section												L400	L200	
Field Times												0:23.47	0:12.03	
												(0:11.44)	(0:12.03)	
Position	#	Horse/Jockey	Barrier	Top Speed [km/h]	Fastest Section	First 400m			Margin					Distance Travelled From Winner [m]
1	6	SON OF SUN	6	68.6	0:10.91	0:24.06	0:23.17 [2]	0:11.89 [2]	1:36.79					
		Kazuya Asano		1400-1200	1400-1200		(0:11.28)	(0:11.89)						
2	1	HASSTOBEAWINNER	13	69.9	0:10.69	0:23.88	0:23.54 [1]	0:12.10 [1]	0.5L					-1
		James Doyle		1400-1200	1400-1200		(0:11.44)	(0:12.10)						
3	11	FINAL PURCHASE	7	67.7	0:10.91	0:24.15	0:23.43 [4]	0:12.03 [3]	2.8L					+3
		Bill Jacobson		1400-1200	1400-1200		(0:11.40)	(0:12.03)						
4	9	COMPOSURE	8	67.8	0:11.05	0:25.04	0:23.09 [8]	0:11.70 [7]	2.8L					+2
		Sam Weatherley		1600-1400	1400-1200		(0:11.39)	(0:11.70)						
5	8	BELLA WATERS	11	65.5	0:11.24	0:25.37	0:22.83 [12]	0:11.59 [9]	3.0L					+2
		Warren Kennedy		1400-1200	1400-1200		(0:11.24)	(0:11.59)						
6	3	CIMARRON	5	68.2	0:10.95	0:24.56	0:23.59 [6]	0:12.17 [5]	4.3L					-4
		Jonathan Riddell		1400-1200	1400-1200		(0:11.42)	(0:12.17)						
7	2	KUNGFUMASTER PANDA	3	66.4	0:11.16	0:24.43	0:23.82 [5]	0:12.23 [6]	5.3L					+0
		Ryan Elliot		1600-1400	1400-1200		(0:11.59)	(0:12.23)						
8	4	TOBIAS	12	65.9	0:11.22	0:24.77	0:23.76 [7]	0:12.22 [8]	5.8L					+4
		Kelly Myers		1400-1200	1400-1200		(0:11.54)	(0:12.22)						
9	7	SWITOWSKI	9	67.1	0:11.13	0:24.56	0:23.54 [9]	0:12.14 [10]	6.3L					+1
		Michael McNab		1400-1200	1400-1200		(0:11.40)	(0:12.14)						
10	14	MARCELLA	4	67.5	0:11.09	0:25.05	0:23.31 [13]	0:11.91 [12]	6.5L					-4
		Tayla Mitchell		1400-1200	1400-1200		(0:11.40)	(0:11.91)						

Track Rating: Good 4, Weather: Fine, Rail Position: Out 2m From 1000m To 400m,
Remainder True

Section												L400	L200	
Field Times												0:23.47	0:12.03	
												(0:11.44)	(0:12.03)	
Position	#	Horse/Jockey	Barrier	Top Speed [km/h]	Fastest Section	First 400m			Margin					Distance Travelled From Winner [m]
11	12	JIVETALKIN	1	68.0	0:11.03	0:24.31	0:24.30 [3]	0:12.60 [4]	6.5L					-4
		Masahiro Hashizume		1400-1200	1400-1200		(0:11.70)	(0:12.60)						
12	5	KENOBI	10	65.9	0:11.28	0:25.04	0:24.13 [11]	0:12.63 [11]	9.4L					+4
		Matthew Cameron		1400-1200	1400-1200		(0:11.50)	(0:12.63)						
13	10	GOOD SPOT	2	66.3	0:11.26	0:24.75	0:24.92 [10]	0:13.10 [13]	13.8L					-4
		Lynsey Satherley		1400-1200	1400-1200		(0:11.82)	(0:13.10)						

Horse/Jockey Name	SON OF SUN
Finish Rank	1
Fastest Section Time (Section)	0:10.91 (L1400)
Top Speed [km/h] (Section)	68.6 (L1400)
Race State	Finished

AUCKLAND
THOROUGHBRED
SINCE RACING 1874

Ellerslie NZ - Professional

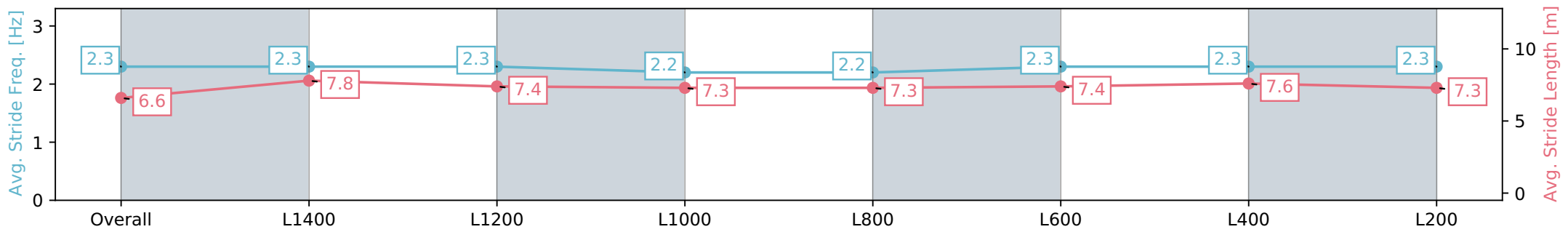
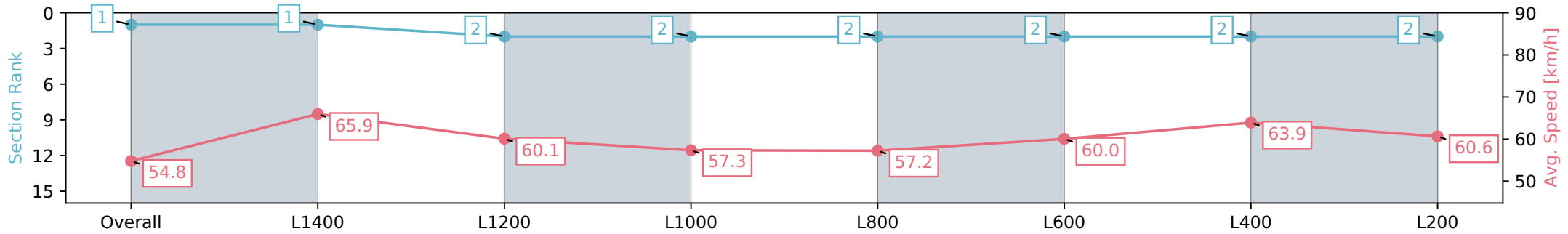
Race 10: SKYCITY HORIZON 1600 - 1600m

02 March 2024 - 5:53PM

ELLERSLIE

Track Rating: Good 4, Weather: Fine, Rail Position: Out 2m From 1000m To 400m, Remainder True

Section	Overall	L1400	L1200	L1000	L800	L600	L400	L200
Section Times	1:36.79 [1] (0:13.15)	1:23.64 [1] (0:10.91)	1:12.73 [2] (0:12.07)	1:00.66 [2] (0:12.64)	0:48.02 [2] (0:12.67)	0:35.35 [2] (0:12.18)	0:23.17 [2] (0:11.28)	0:11.89 [2] (0:11.89)
Average Speed [km/h]	54.8	65.9	60.1	57.3	57.2	60.0	63.9	60.6
Top Speed [km/h]	67.4	68.6	63.2	57.9	58.0	62.0	64.6	63.3
Avg. Dist. to Rail [m]	7.4	2.2	2.0	1.9	1.9	2.5	2.0	1.5
Avg. Stride Freq. [Hz]	2.3	2.3	2.3	2.2	2.2	2.3	2.3	2.3
Avg. Stride Length [m]	6.6	7.8	7.4	7.3	7.3	7.4	7.6	7.3



- [] Ranking at each section and finish
- :-:- No data available at this section
- NA No data available

Horse/Jockey Name	HASSTOBEAWINNER
Finish Rank	2
Fastest Section Time (Section)	0:10.69 (L1400)
Top Speed [km/h] (Section)	69.9 (L1400)
Race State	Finished



Ellerslie NZ - Professional

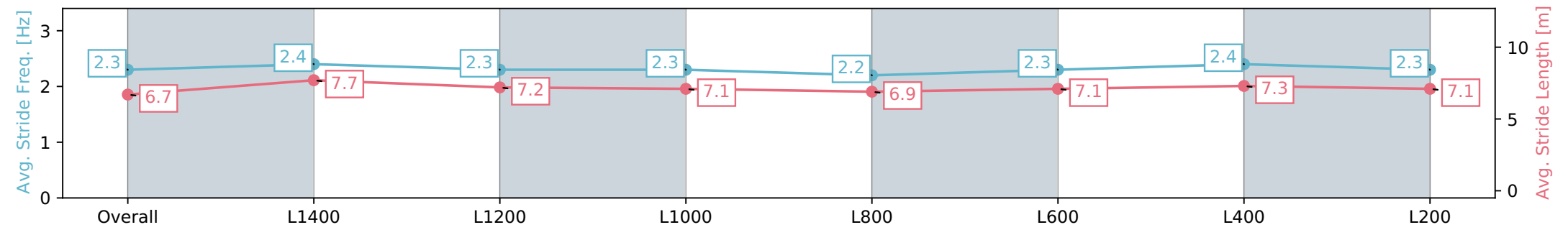
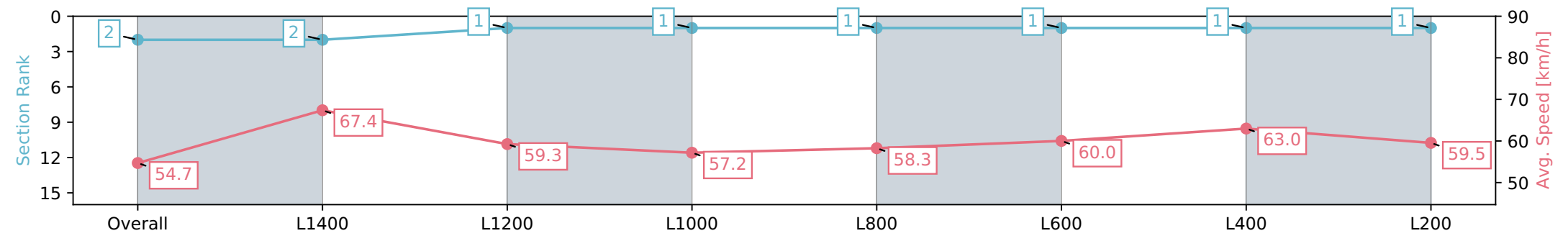
Race 10: SKYCITY HORIZON 1600 - 1600m

02 March 2024 - 5:53PM



Track Rating: Good 4, Weather: Fine, Rail Position: Out 2m From 1000m To 400m, Remainder True

Section	Overall	L1400	L1200	L1000	L800	L600	L400	L200
Section Times	1:36.86 [2] (0:13.19)	1:23.67 [2] (0:10.69)	1:12.98 [1] (0:12.24)	1:00.74 [1] (0:12.63)	0:48.11 [1] (0:12.46)	0:35.65 [1] (0:12.11)	0:23.54 [1] (0:11.44)	0:12.10 [1] (0:12.10)
Average Speed [km/h]	54.7	67.4	59.3	57.2	58.3	60.0	63.0	59.5
Top Speed [km/h]	69.7	69.9	64.1	58.2	58.9	62.1	63.8	62.3
Avg. Dist. to Rail [m]	15.2	5.2	2.2	1.6	1.5	1.7	0.4	0.5
Avg. Stride Freq. [Hz]	2.3	2.4	2.3	2.3	2.2	2.3	2.4	2.3
Avg. Stride Length [m]	6.7	7.7	7.2	7.1	6.9	7.1	7.3	7.1



- [] Ranking at each section and finish
- :-:- No data available at this section
- NA No data available

Horse/Jockey Name	FINAL PURCHASE
Finish Rank	3
Fastest Section Time (Section)	0:10.91 (L1400)
Top Speed [km/h] (Section)	67.7 (L1400)
Race State	Finished



Ellerslie NZ - Professional

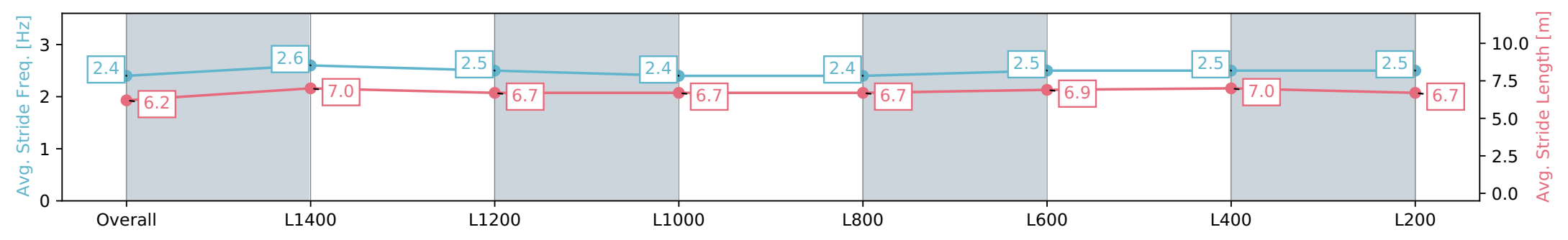
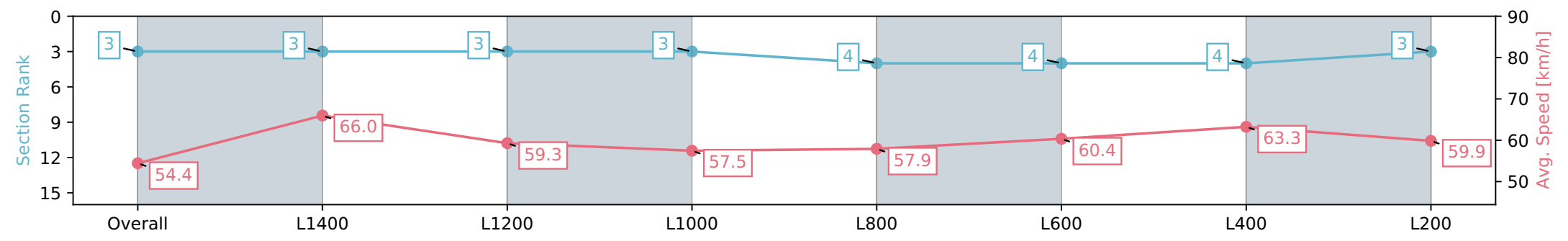
Race 10: SKYCITY HORIZON 1600 - 1600m

02 March 2024 - 5:53PM



Track Rating: Good 4, Weather: Fine, Rail Position: Out 2m From 1000m To 400m, Remainder True

Section	Overall	L1400	L1200	L1000	L800	L600	L400	L200
Section Times	1:37.24 [3] (0:13.24)	1:24.00 [3] (0:10.91)	1:13.09 [3] (0:12.28)	1:00.80 [3] (0:12.65)	0:48.15 [4] (0:12.59)	0:35.56 [4] (0:12.13)	0:23.43 [4] (0:11.40)	0:12.03 [3] (0:12.03)
Average Speed [km/h]	54.4	66.0	59.3	57.5	57.9	60.4	63.3	59.9
Top Speed [km/h]	67.4	67.7	63.4	59.8	60.7	61.1	64.8	61.8
Avg. Dist. to Rail [m]	8.9	3.1	3.9	2.7	2.8	2.7	2.4	3.8
Avg. Stride Freq. [Hz]	2.4	2.6	2.5	2.4	2.4	2.5	2.5	2.5
Avg. Stride Length [m]	6.2	7.0	6.7	6.7	6.7	6.9	7.0	6.7



- [] Ranking at each section and finish
- :-:- No data available at this section
- NA No data available

Horse/Jockey Name	COMPOSURE
Finish Rank	4
Fastest Section Time (Section)	0:11.05 (L1400)
Top Speed [km/h] (Section)	67.8 (Overall)
Race State	Finished



Ellerslie NZ - Professional

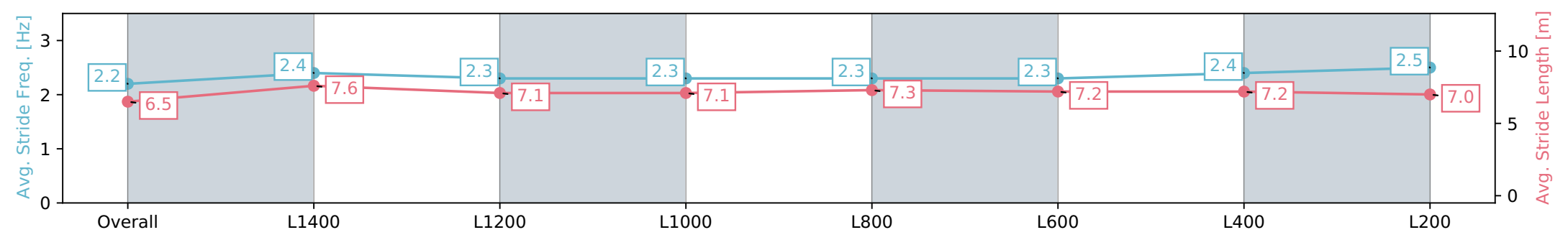
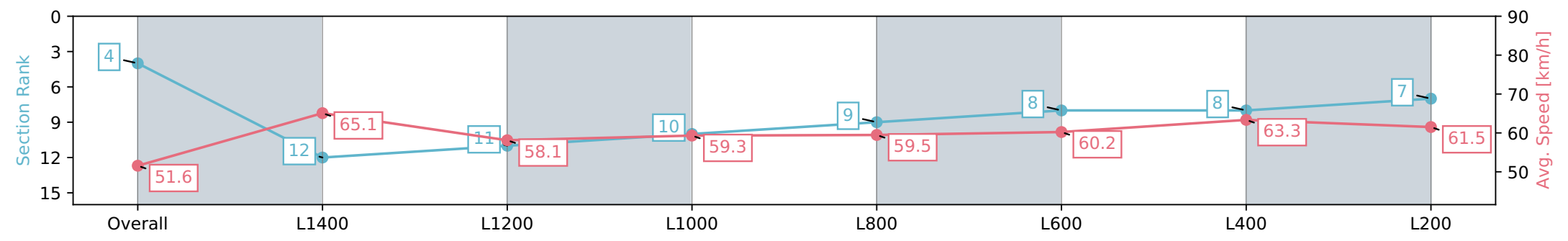
Race 10: SKYCITY HORIZON 1600 - 1600m

02 March 2024 - 5:53PM



Track Rating: Good 4, Weather: Fine, Rail Position: Out 2m From 1000m To 400m, Remainder True

Section	Overall	L1400	L1200	L1000	L800	L600	L400	L200
Section Times	1:37.27 [4] (0:13.99)	1:23.28 [12] (0:11.05)	1:12.23 [11] (0:12.42)	0:59.81 [10] (0:12.19)	0:47.62 [9] (0:12.27)	0:35.35 [8] (0:12.26)	0:23.09 [8] (0:11.39)	0:11.70 [7] (0:11.70)
Average Speed [km/h]	51.6	65.1	58.1	59.3	59.5	60.2	63.3	61.5
Top Speed [km/h]	67.8	67.7	62.1	60.9	60.9	61.9	65.1	64.6
Avg. Dist. to Rail [m]	6.0	0.2	0.9	1.0	3.0	4.1	5.7	5.0
Avg. Stride Freq. [Hz]	2.2	2.4	2.3	2.3	2.3	2.3	2.4	2.5
Avg. Stride Length [m]	6.5	7.6	7.1	7.1	7.3	7.2	7.2	7.0



- [] Ranking at each section and finish
- :-:- No data available at this section
- NA No data available

Horse/Jockey Name	BELLA WATERS
Finish Rank	5
Fastest Section Time (Section)	0:11.24 (L1400)
Top Speed [km/h] (Section)	65.5 (L1400)
Race State	Finished

AUCKLAND
THOROUGHBRED
SINCE RACING 1854

Ellerslie NZ - Professional

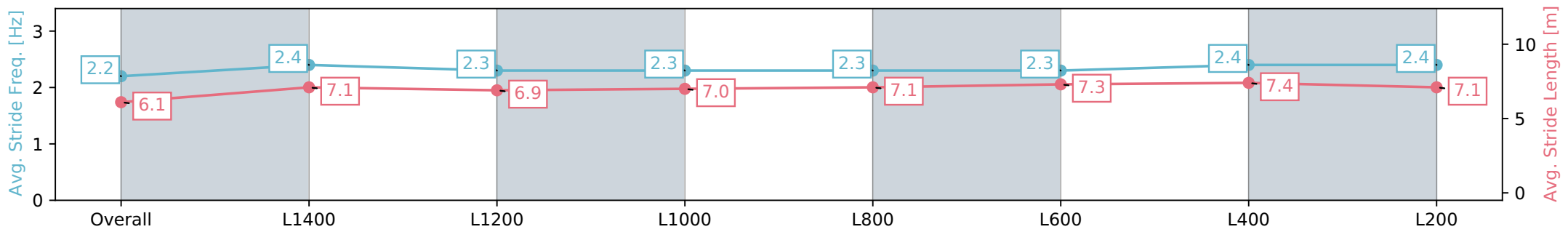
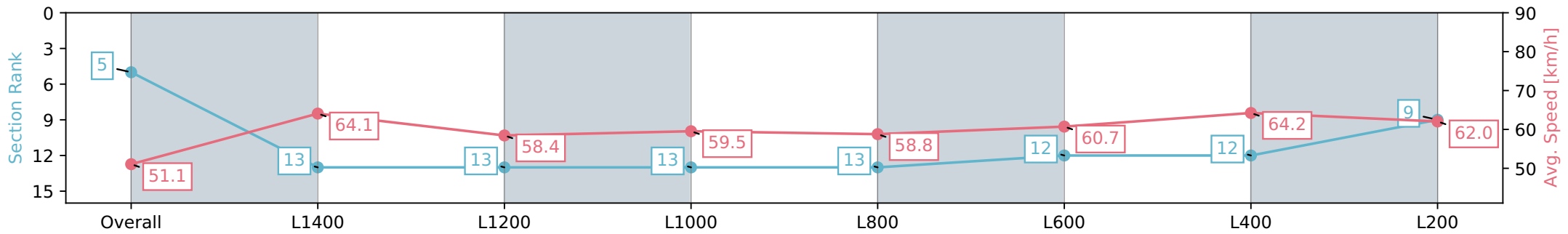
Race 10: SKYCITY HORIZON 1600 - 1600m

02 March 2024 - 5:53PM

ELLERSLIE

Track Rating: Good 4, Weather: Fine, Rail Position: Out 2m From 1000m To 400m, Remainder True

Section	Overall	L1400	L1200	L1000	L800	L600	L400	L200
Section Times	1:37.30 [5] (0:14.13)	1:23.17 [13] (0:11.24)	1:11.93 [13] (0:12.39)	0:59.54 [13] (0:12.21)	0:47.33 [13] (0:12.42)	0:34.91 [12] (0:12.08)	0:22.83 [12] (0:11.24)	0:11.59 [9] (0:11.59)
Average Speed [km/h]	51.1	64.1	58.4	59.5	58.8	60.7	64.2	62.0
Top Speed [km/h]	64.0	65.5	62.2	60.2	60.0	63.0	64.9	64.3
Avg. Dist. to Rail [m]	10.1	2.0	2.0	2.6	2.8	3.1	4.8	6.8
Avg. Stride Freq. [Hz]	2.2	2.4	2.3	2.3	2.3	2.3	2.4	2.4
Avg. Stride Length [m]	6.1	7.1	6.9	7.0	7.1	7.3	7.4	7.1



- [] Ranking at each section and finish
- :-:- No data available at this section
- NA No data available

Horse/Jockey Name	CIMARRON
Finish Rank	6
Fastest Section Time (Section)	0:10.95 (L1400)
Top Speed [km/h] (Section)	68.2 (L1400)
Race State	Finished



Ellerslie NZ - Professional

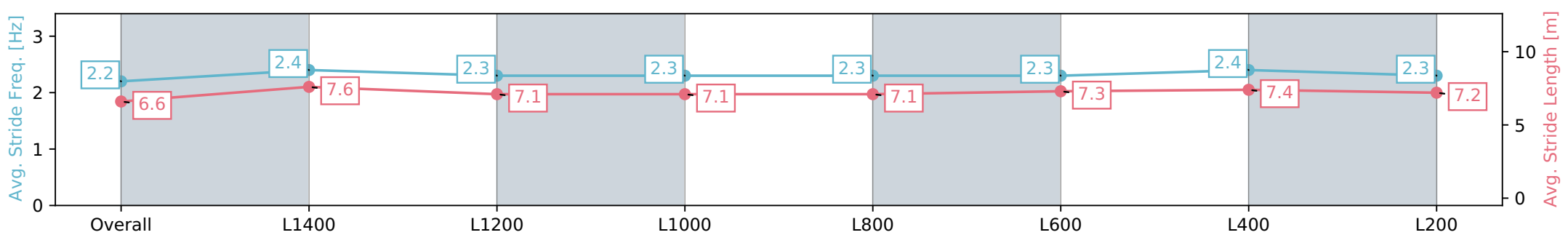
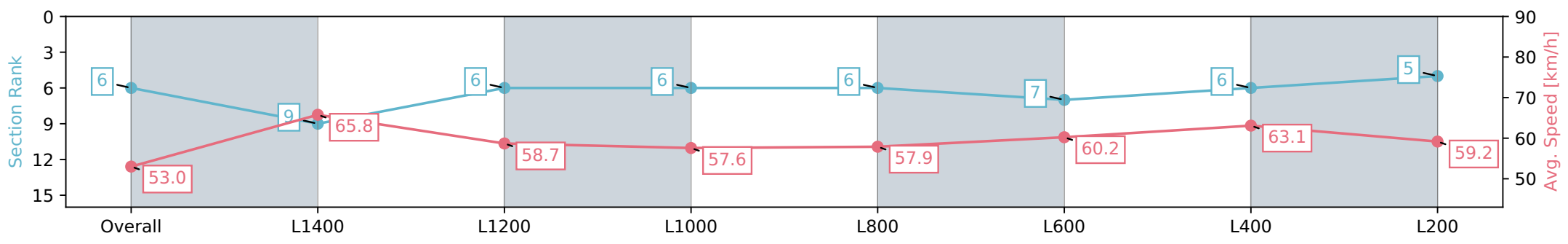
Race 10: SKYCITY HORIZON 1600 - 1600m

02 March 2024 - 5:53PM



Track Rating: Good 4, Weather: Fine, Rail Position: Out 2m From 1000m To 400m, Remainder True

Section	Overall	L1400	L1200	L1000	L800	L600	L400	L200
Section Times	1:37.54 [6] (0:13.61)	1:23.93 [9] (0:10.95)	1:12.98 [6] (0:12.31)	1:00.67 [6] (0:12.52)	0:48.15 [6] (0:12.48)	0:35.67 [7] (0:12.08)	0:23.59 [6] (0:11.42)	0:12.17 [5] (0:12.17)
Average Speed [km/h]	53.0	65.8	58.7	57.6	57.9	60.2	63.1	59.2
Top Speed [km/h]	68.2	68.2	62.2	59.1	59.3	61.8	64.1	61.9
Avg. Dist. to Rail [m]	5.0	0.2	0.9	0.6	0.9	1.7	2.4	1.9
Avg. Stride Freq. [Hz]	2.2	2.4	2.3	2.3	2.3	2.3	2.4	2.3
Avg. Stride Length [m]	6.6	7.6	7.1	7.1	7.1	7.3	7.4	7.2



- [] Ranking at each section and finish
- :-:- No data available at this section
- NA No data available

Horse/Jockey Name	KUNGFUMASTER PANDA
Finish Rank	7
Fastest Section Time (Section)	0:11.16 (L1400)
Top Speed [km/h] (Section)	66.4 (Overall)
Race State	Finished



Ellerslie NZ - Professional

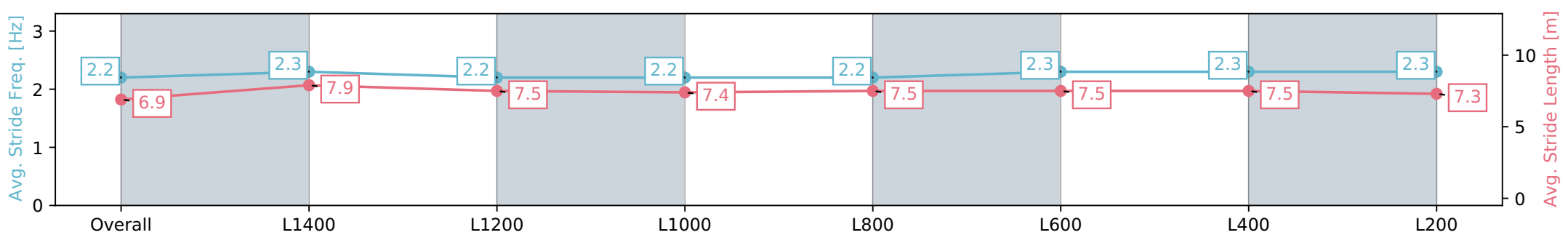
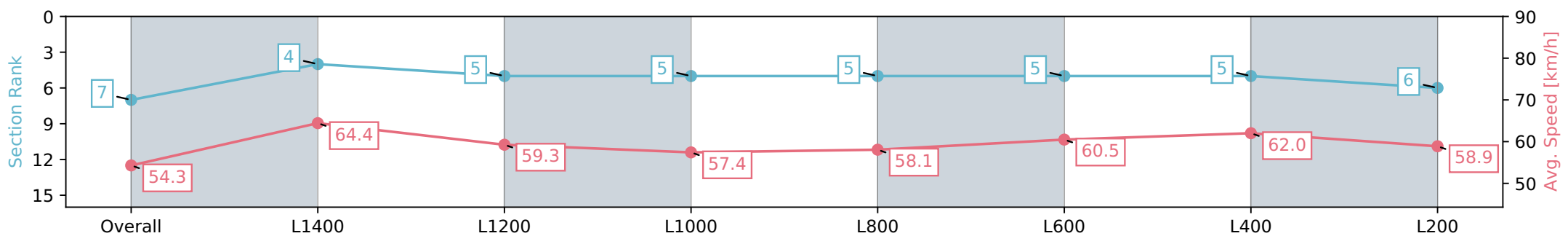
Race 10: SKYCITY HORIZON 1600 - 1600m

02 March 2024 - 5:53PM



Track Rating: Good 4, Weather: Fine, Rail Position: Out 2m From 1000m To 400m, Remainder True

Section	Overall	L1400	L1200	L1000	L800	L600	L400	L200
Section Times	1:37.74 [7] (0:13.27)	1:24.47 [4] (0:11.16)	1:13.31 [5] (0:12.26)	1:01.05 [5] (0:12.66)	0:48.39 [5] (0:12.50)	0:35.89 [5] (0:12.07)	0:23.82 [5] (0:11.59)	0:12.23 [6] (0:12.23)
Average Speed [km/h]	54.3	64.4	59.3	57.4	58.1	60.5	62.0	58.9
Top Speed [km/h]	66.4	66.2	62.3	58.3	59.5	61.0	63.0	61.7
Avg. Dist. to Rail [m]	4.7	1.5	2.6	2.6	2.1	2.1	1.7	1.8
Avg. Stride Freq. [Hz]	2.2	2.3	2.2	2.2	2.2	2.3	2.3	2.3
Avg. Stride Length [m]	6.9	7.9	7.5	7.4	7.5	7.5	7.5	7.3



- [] Ranking at each section and finish
- :-:- No data available at this section
- NA No data available

Horse/Jockey Name	TOBIAS
Finish Rank	8
Fastest Section Time (Section)	0:11.22 (L1400)
Top Speed [km/h] (Section)	65.9 (L1400)
Race State	Finished



Ellerslie NZ - Professional

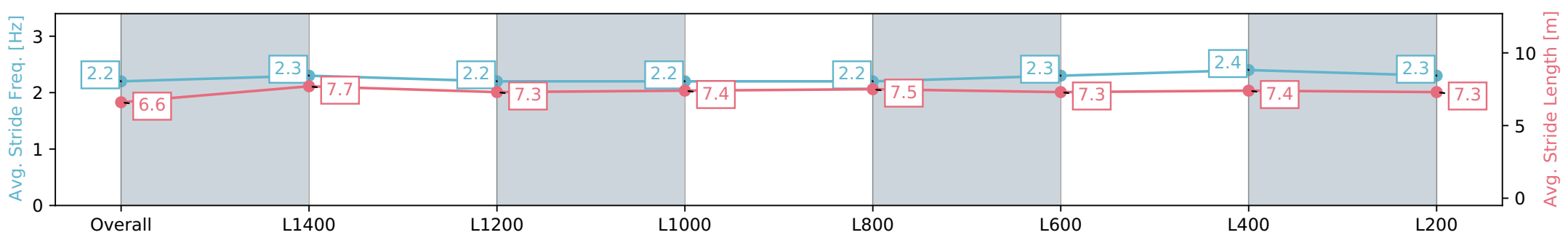
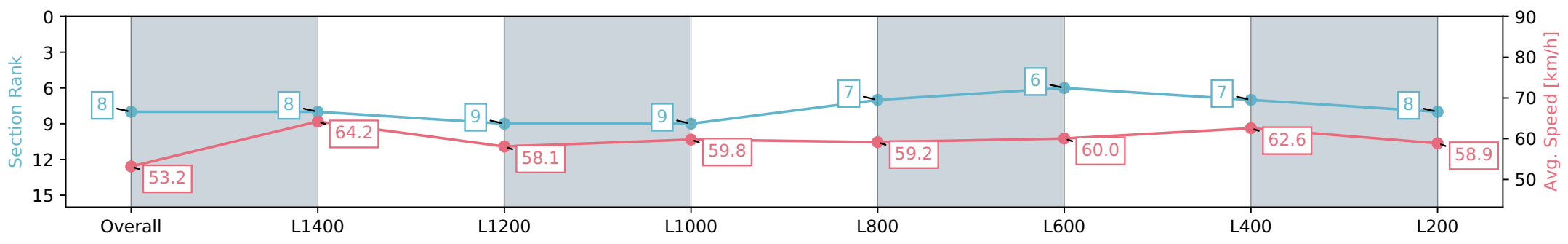
Race 10: SKYCITY HORIZON 1600 - 1600m

02 March 2024 - 5:53PM



Track Rating: Good 4, Weather: Fine, Rail Position: Out 2m From 1000m To 400m, Remainder True

Section	Overall	L1400	L1200	L1000	L800	L600	L400	L200
Section Times	1:37.83 [8] (0:13.55)	1:24.28 [8] (0:11.22)	1:13.06 [9] (0:12.51)	1:00.55 [9] (0:12.21)	0:48.34 [7] (0:12.36)	0:35.98 [6] (0:12.22)	0:23.76 [7] (0:11.54)	0:12.22 [8] (0:12.22)
Average Speed [km/h]	53.2	64.2	58.1	59.8	59.2	60.0	62.6	58.9
Top Speed [km/h]	65.9	65.9	62.3	61.5	61.0	61.7	64.4	61.8
Avg. Dist. to Rail [m]	13.0	4.4	3.0	3.9	3.5	3.3	3.2	3.8
Avg. Stride Freq. [Hz]	2.2	2.3	2.2	2.2	2.2	2.3	2.4	2.3
Avg. Stride Length [m]	6.6	7.7	7.3	7.4	7.5	7.3	7.4	7.3



- [] Ranking at each section and finish
- :-:- No data available at this section
- NA No data available

Horse/Jockey Name	SWITOWSKI
Finish Rank	9
Fastest Section Time (Section)	0:11.13 (L1400)
Top Speed [km/h] (Section)	67.1 (L1400)
Race State	Finished



Ellerslie NZ - Professional

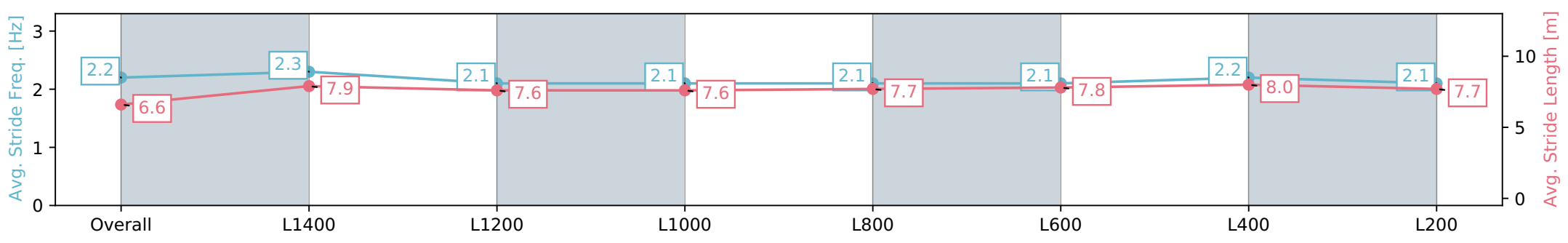
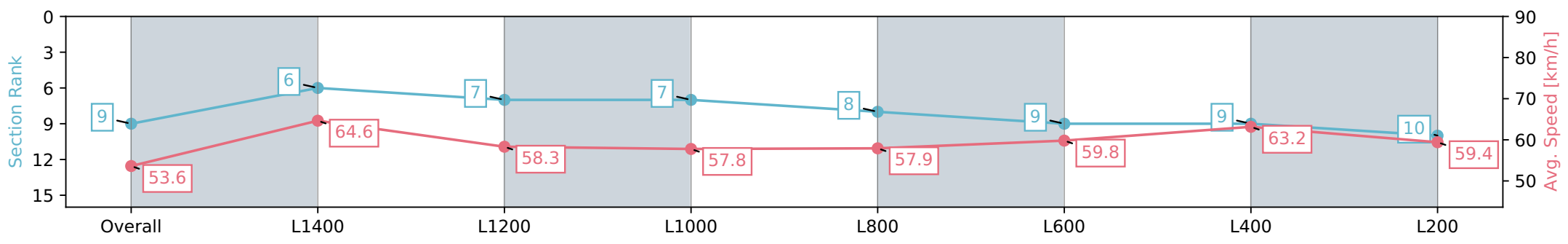
Race 10: SKYCITY HORIZON 1600 - 1600m

02 March 2024 - 5:53PM



Track Rating: Good 4, Weather: Fine, Rail Position: Out 2m From 1000m To 400m, Remainder True

Section	Overall	L1400	L1200	L1000	L800	L600	L400	L200
Section Times	1:37.89 [9] (0:13.44)	1:24.45 [6] (0:11.13)	1:13.32 [7] (0:12.41)	1:00.91 [7] (0:12.56)	0:48.34 [8] (0:12.56)	0:35.78 [9] (0:12.24)	0:23.54 [9] (0:11.40)	0:12.14 [10] (0:12.14)
Average Speed [km/h]	53.6	64.6	58.3	57.8	57.9	59.8	63.2	59.4
Top Speed [km/h]	67.1	67.1	62.1	58.7	59.3	60.9	64.3	62.6
Avg. Dist. to Rail [m]	10.0	2.2	2.1	1.9	2.5	2.7	2.7	2.4
Avg. Stride Freq. [Hz]	2.2	2.3	2.1	2.1	2.1	2.1	2.2	2.1
Avg. Stride Length [m]	6.6	7.9	7.6	7.6	7.7	7.8	8.0	7.7



- [] Ranking at each section and finish
- :-:- No data available at this section
- NA No data available

Horse/Jockey Name	MARCELLA
Finish Rank	10
Fastest Section Time (Section)	0:11.09 (L1400)
Top Speed [km/h] (Section)	67.5 (L1400)
Race State	Finished



Ellerslie NZ - Professional

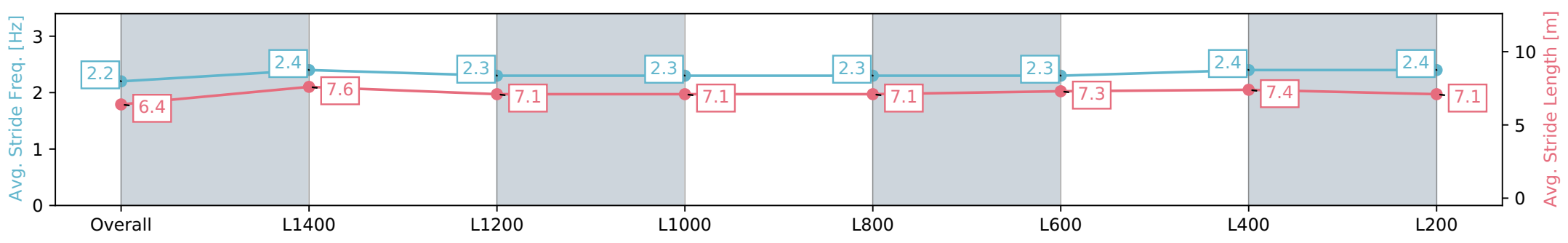
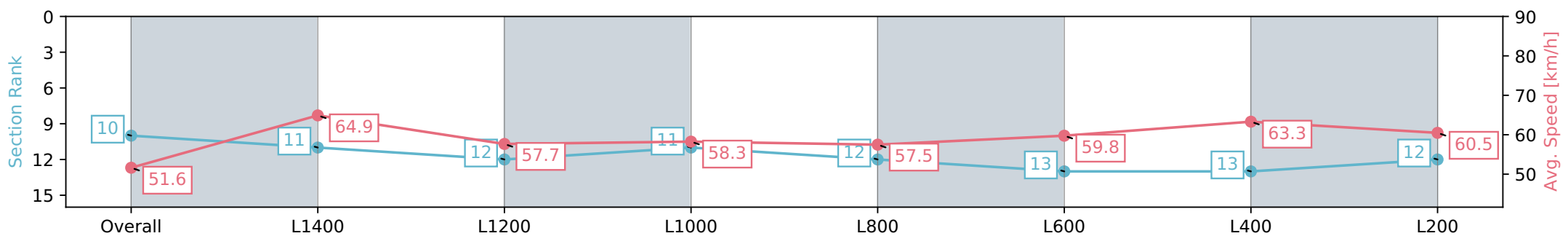
Race 10: SKYCITY HORIZON 1600 - 1600m

02 March 2024 - 5:53PM



Track Rating: Good 4, Weather: Fine, Rail Position: Out 2m From 1000m To 400m, Remainder True

Section	Overall	L1400	L1200	L1000	L800	L600	L400	L200
Section Times	1:37.95 [10] (0:13.96)	1:23.99 [11] (0:11.09)	1:12.90 [12] (0:12.50)	1:00.40 [11] (0:12.37)	0:48.03 [12] (0:12.56)	0:35.47 [13] (0:12.16)	0:23.31 [13] (0:11.40)	0:11.91 [12] (0:11.91)
Average Speed [km/h]	51.6	64.9	57.7	58.3	57.5	59.8	63.3	60.5
Top Speed [km/h]	65.8	67.5	60.9	59.7	59.6	61.5	65.2	63.3
Avg. Dist. to Rail [m]	3.9	0.7	0.4	0.3	0.7	1.6	6.7	8.9
Avg. Stride Freq. [Hz]	2.2	2.4	2.3	2.3	2.3	2.3	2.4	2.4
Avg. Stride Length [m]	6.4	7.6	7.1	7.1	7.1	7.3	7.4	7.1



- [] Ranking at each section and finish
- :-:- No data available at this section
- NA No data available

Horse/Jockey Name	JIVETALKIN
Finish Rank	11
Fastest Section Time (Section)	0:11.03 (L1400)
Top Speed [km/h] (Section)	68.0 (L1400)
Race State	Finished

AUCKLAND
THOROUGHBRED
SINCE RACING 1874

Ellerslie NZ - Professional

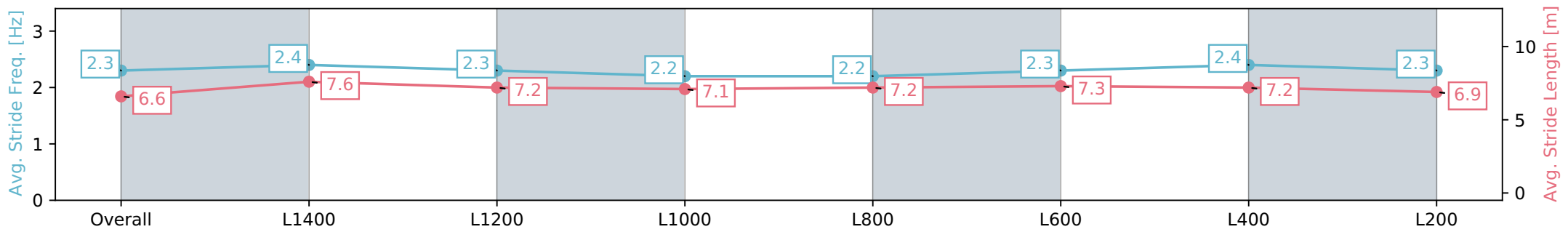
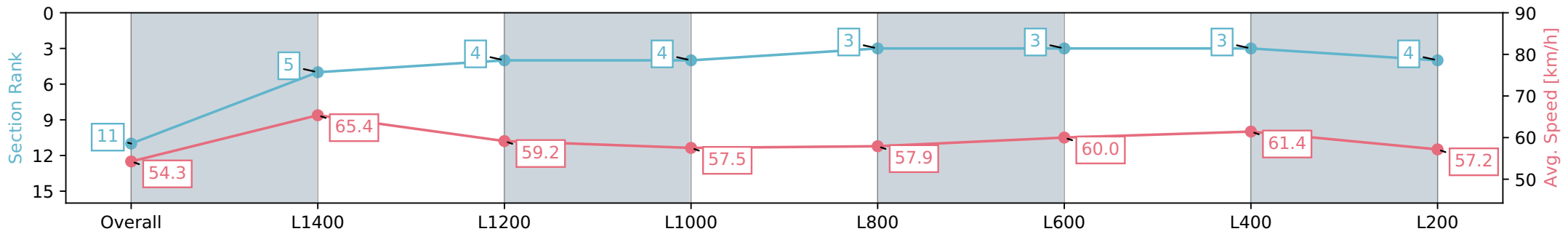
Race 10: SKYCITY HORIZON 1600 - 1600m

02 March 2024 - 5:53PM

ELLERSLIE

Track Rating: Good 4, Weather: Fine, Rail Position: Out 2m From 1000m To 400m, Remainder True

Section	Overall	L1400	L1200	L1000	L800	L600	L400	L200
Section Times	1:37.96 [11] (0:13.28)	1:24.68 [5] (0:11.03)	1:13.65 [4] (0:12.20)	1:01.45 [4] (0:12.56)	0:48.88 [3] (0:12.48)	0:36.40 [3] (0:12.10)	0:24.30 [3] (0:11.70)	0:12.60 [4] (0:12.60)
Average Speed [km/h]	54.3	65.4	59.2	57.5	57.9	60.0	61.4	57.2
Top Speed [km/h]	66.8	68.0	62.4	58.6	59.1	61.5	62.6	60.1
Avg. Dist. to Rail [m]	2.0	0.4	1.4	1.2	0.9	1.2	0.7	0.9
Avg. Stride Freq. [Hz]	2.3	2.4	2.3	2.2	2.2	2.3	2.4	2.3
Avg. Stride Length [m]	6.6	7.6	7.2	7.1	7.2	7.3	7.2	6.9



- [] Ranking at each section and finish
- :-:- No data available at this section
- NA No data available

Horse/Jockey Name	KENOBI
Finish Rank	12
Fastest Section Time (Section)	0:11.28 (L1400)
Top Speed [km/h] (Section)	65.9 (L1400)
Race State	Finished



Ellerslie NZ - Professional

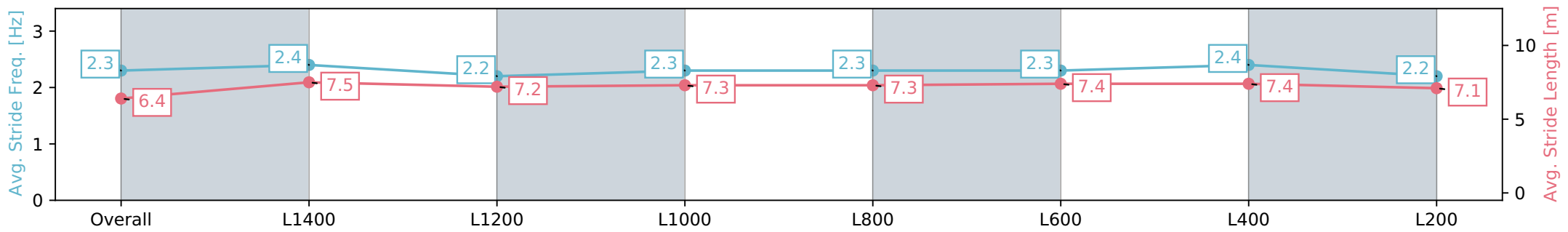
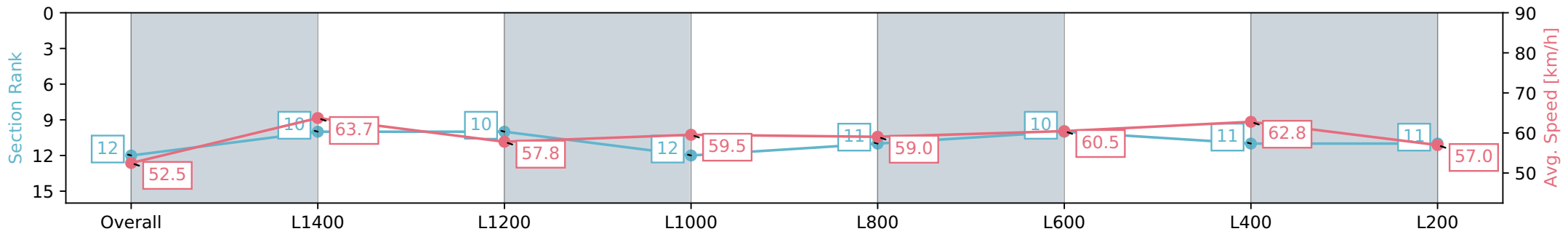
Race 10: SKYCITY HORIZON 1600 - 1600m

02 March 2024 - 5:53PM



Track Rating: Good 4, Weather: Fine, Rail Position: Out 2m From 1000m To 400m, Remainder True

Section	Overall	L1400	L1200	L1000	L800	L600	L400	L200
Section Times	1:38.49 [12] (0:13.75)	1:24.74 [10] (0:11.28)	1:13.45 [10] (0:12.56)	1:00.89 [12] (0:12.20)	0:48.69 [11] (0:12.34)	0:36.35 [10] (0:12.22)	0:24.13 [11] (0:11.50)	0:12.63 [11] (0:12.63)
Average Speed [km/h]	52.5	63.7	57.8	59.5	59.0	60.5	62.8	57.0
Top Speed [km/h]	64.8	65.9	60.4	60.7	60.4	62.5	63.9	61.5
Avg. Dist. to Rail [m]	10.9	2.0	2.6	2.6	2.8	4.1	7.3	7.8
Avg. Stride Freq. [Hz]	2.3	2.4	2.2	2.3	2.3	2.3	2.4	2.2
Avg. Stride Length [m]	6.4	7.5	7.2	7.3	7.3	7.4	7.4	7.1



- [] Ranking at each section and finish
- :-:- No data available at this section
- NA No data available

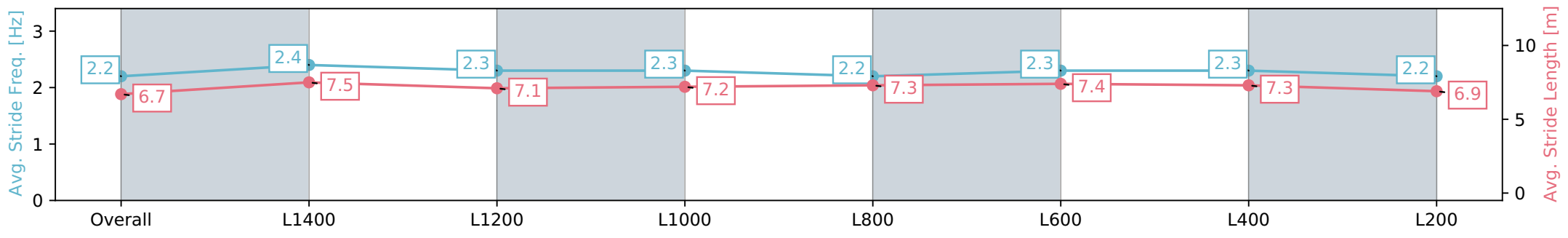
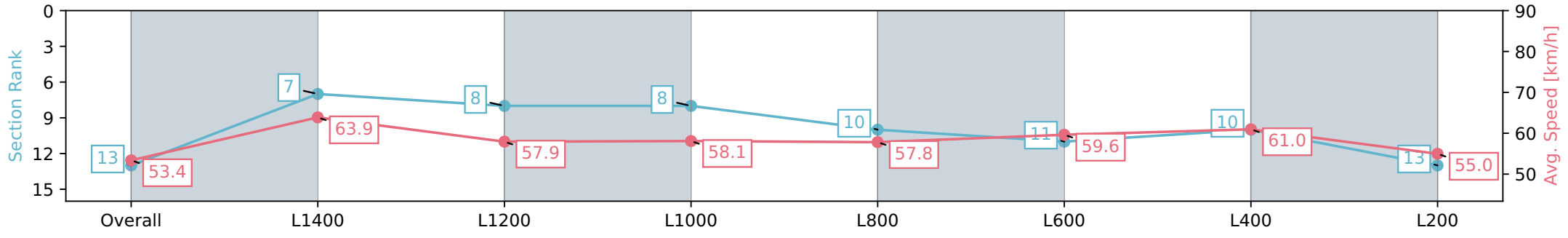
Horse/Jockey Name	GOOD SPOT
Finish Rank	13
Fastest Section Time (Section)	0:11.26 (L1400)
Top Speed [km/h] (Section)	66.3 (L1400)
Race State	Finished



Ellerslie NZ - Professional
 Race 10: SKYCITY HORIZON 1600 - 1600m
 02 March 2024 - 5:53PM
 Track Rating: Good 4, Weather: Fine, Rail Position: Out 2m From 1000m To 400m, Remainder True



Section	Overall	L1400	L1200	L1000	L800	L600	L400	L200
Section Times	1:39.27 [13] (0:13.49)	1:25.78 [7] (0:11.26)	1:14.52 [8] (0:12.47)	1:02.05 [8] (0:12.45)	0:49.60 [10] (0:12.50)	0:37.10 [11] (0:12.18)	0:24.92 [10] (0:11.82)	0:13.10 [13] (0:13.10)
Average Speed [km/h]	53.4	63.9	57.9	58.1	57.8	59.6	61.0	55.0
Top Speed [km/h]	66.0	66.3	61.0	58.9	59.1	60.4	61.7	59.7
Avg. Dist. to Rail [m]	3.8	1.1	1.4	1.0	1.1	1.4	0.6	0.6
Avg. Stride Freq. [Hz]	2.2	2.4	2.3	2.3	2.2	2.3	2.3	2.2
Avg. Stride Length [m]	6.7	7.5	7.1	7.2	7.3	7.4	7.3	6.9



Report Created: Sat 02 March 2024 16:09:17 GMT+11 (Note: Timing is based on positional data)

- [] Ranking at each section and finish
- :-:- No data available at this section
- NA No data available

