

Track Rating: Good 4, Weather: Fine, Rail Position: Out 2m From 1000m To 400m,
Remainder True

Section Field Times								Overall	L2200	L2000	L1800	L1600	L1400		
								2:26.79 (0:12.11)	2:14.68 (0:10.97)	2:03.70 (0:11.53)	1:52.17 (0:12.85)	1:39.33 (0:12.89)	1:26.44 (0:12.60)		
Position	#	Horse/Jockey	Barrier	Top Speed [km/h]	Fastest Section	First 400m								Distance Travelled From Winner [m]	
1	17	ORCHESTRAL Craig Grylls	9	65.4 2200-2000	0:11.33 2200-2000	0:24.15	2:26.79 (0:12.82)	2:13.97 [13] (0:11.33)	2:02.64 [13] (0:12.08)	1:50.56 [13] (0:13.33)	1:37.23 [13] (0:12.86)	1:24.37 [13] (0:12.09)			
2	7	ANTRIM COAST Per-Anders Graberg	1	65.1 2200-2000	0:11.31 2200-2000	0:23.45	2:27.36 (0:12.14)	2:15.22 [3] (0:11.31)	2:03.91 [6] (0:11.82)	1:52.09 [6] (0:13.31)	1:38.78 [6] (0:12.80)	1:25.98 [6] (0:12.28)		-15	
3	2	ASCEND THE THRONE Owen Bosson	10	65.3 2400-2200	0:11.31 2200-2000	0:23.76	2:27.41 (0:12.45)	2:14.96 [9] (0:11.31)	2:03.65 [9] (0:11.86)	1:51.79 [9] (0:13.15)	1:38.64 [8] (0:12.89)	1:25.75 [8] (0:12.27)		-12	
4	1	JUST AS SHARP Ryan Elliot	16	64.1 2200-2000	0:11.44 2200-2000	0:24.40	2:27.83 (0:12.96)	2:14.87 [15] (0:11.44)	2:03.43 [15] (0:12.14)	1:51.29 [15] (0:13.42)	1:37.87 [15] (0:12.83)	1:25.04 [15] (0:12.22)		+2	
5	3	INTERLINKED Sam Weatherley	6	67.2 2200-2000	0:11.07 2200-2000	0:23.27	2:28.42 (0:12.20)	2:16.22 [4] (0:11.07)	2:05.15 [4] (0:11.73)	1:53.42 [4] (0:13.35)	1:40.07 [5] (0:12.72)	1:27.35 [5] (0:12.27)		-14	
6	9	WHAT YOU WISH FOR James Doyle	5	67.1 2200-2000	0:11.24 2200-2000	0:23.47	2:28.57 (0:12.23)	2:16.34 [5] (0:11.24)	2:05.10 [7] (0:11.85)	1:53.25 [7] (0:13.28)	1:39.97 [7] (0:12.87)	1:27.10 [7] (0:12.36)		-8	
7	10	HIGH COUNTRY Michael McNab	12	66.2 2200-2000	0:11.09 2200-2000	0:23.21	2:28.65 (0:12.12)	2:16.53 [2] (0:11.09)	2:05.44 [2] (0:11.41)	1:54.03 [2] (0:12.84)	1:41.19 [1] (0:12.89)	1:28.30 [1] (0:12.60)		-15	
8	15	TRANZED Katie Hercock	13	66.3 2200-2000	0:11.16 2200-2000	0:24.28	2:28.74 (0:13.13)	2:15.61 [16] (0:11.16)	2:04.45 [14] (0:11.95)	1:52.50 [14] (0:13.39)	1:39.11 [14] (0:12.87)	1:26.24 [14] (0:12.18)		-6	
9	11	MONDAY MELODY Masahiro Hashizume	11	64.7 2200-2000	0:11.56 2200-2000	0:24.83	2:28.75 (0:13.26)	2:15.49 [17] (0:11.56)	2:03.92 [17] (0:12.04)	1:51.88 [17] (0:13.42)	1:38.46 [17] (0:12.92)	1:25.54 [17] (0:12.17)		+2	
10	14	FIRST INNINGS Bill Jacobson	7	67.5 2200-2000	0:10.97 2200-2000	0:23.08	2:29.37 (0:12.11)	2:17.26 [1] (0:10.97)	2:06.29 [1] (0:11.69)	1:54.60 [3] (0:13.15)	1:41.45 [3] (0:12.86)	1:28.59 [3] (0:12.50)		-11	

Track Rating: Good 4, Weather: Fine, Rail Position: Out 2m From 1000m To 400m,
Remainder True

Section													Overall	L2200	L2000	L1800	L1600	L1400		
Field Times													2:26.79	2:14.68	2:03.70	1:52.17	1:39.33	1:26.44		
													(0:12.11)	(0:10.97)	(0:11.53)	(0:12.85)	(0:12.89)	(0:12.60)		
Position	#	Horse/Jockey	Barrier	Top Speed [km/h]	Fastest Section	First 400m												Distance Travelled From Winner [m]		
11	12	CITY GOLD READY	8	63.7	0:11.67	0:24.62	2:29.66	2:16.71 [14]	2:05.04 [16]	1:53.09 [16]	1:39.66 [16]	1:26.81 [16]					-12			
		Lynsey Satherley		2200-2000	2200-2000		(0:12.95)	(0:11.67)	(0:11.95)	(0:13.43)	(0:12.85)	(0:12.26)								
12	13	PERFECTMANZ	17	67.4	0:10.86	0:23.21	2:29.97	2:17.62 [8]	2:06.76 [3]	1:55.36 [1]	1:42.31 [2]	1:29.53 [2]					-9			
		Kelly Myers		2200-2000	2200-2000		(0:12.35)	(0:10.86)	(0:11.40)	(0:13.05)	(0:12.78)	(0:12.63)								
13	4	SOLIDIFY	15	66.5	0:11.22	0:23.82	2:30.37	2:17.77 [11]	2:06.55 [10]	1:54.48 [11]	1:41.20 [11]	1:28.30 [11]					-1			
		Jonathan Riddell		2200-2000	2200-2000		(0:12.60)	(0:11.22)	(0:12.07)	(0:13.28)	(0:12.90)	(0:12.16)								
14	6	MOSINVADER	4	65.5	0:11.33	0:23.91	2:30.52	2:17.94 [10]	2:06.61 [11]	1:54.67 [10]	1:41.38 [10]	1:28.46 [10]					-6			
		Warren Kennedy		2200-2000	2200-2000		(0:12.57)	(0:11.33)	(0:11.94)	(0:13.28)	(0:12.92)	(0:12.25)								
15	5	RENEGADE REBEL	2	64.3	0:11.40	0:23.63	2:30.71	2:18.48 [5]	2:07.08 [8]	1:55.12 [8]	1:41.80 [9]	1:28.91 [9]					-8			
		Matthew Cameron		2200-2000	2200-2000		(0:12.23)	(0:11.40)	(0:11.96)	(0:13.32)	(0:12.89)	(0:12.34)								
16	8	SINHAMAN	14	66.8	0:11.07	0:23.34	2:30.80	2:18.53 [7]	2:07.46 [5]	1:55.78 [5]	1:42.62 [4]	1:29.75 [4]					-5			
		Kazuya Asano		2200-2000	2200-2000		(0:12.27)	(0:11.07)	(0:11.68)	(0:13.16)	(0:12.87)	(0:12.51)								
17	16	ANAROA	3	65.4	0:11.28	0:23.96	2:31.40	2:18.72 [12]	2:07.44 [12]	1:55.42 [12]	1:42.14 [12]	1:29.28 [12]					-17			
		Lisa Allpress		2200-2000	2200-2000		(0:12.68)	(0:11.28)	(0:12.02)	(0:13.28)	(0:12.86)	(0:12.26)								

Track Rating: Good 4, Weather: Fine, Rail Position: Out 2m From 1000m To 400m,
Remainder True

Section													
Field Times		L1200	L1000	L800	L600	L400	L200						
		1:13.84 (0:12.96)	1:00.88 (0:12.55)	0:48.33 (0:12.11)	0:36.22 (0:12.43)	0:23.79 (0:11.78)	0:12.02 (0:12.02)						
Position	#	Horse/Jockey	Barrier	Top Speed [km/h]	Fastest Section	First 400m							Margin
1	17	ORCHESTRAL	9	65.4	0:11.33	0:24.15	1:12.28 [13]	0:59.66 [10]	0:47.46 [10]	0:35.61 [10]	0:23.39 [6]	0:12.02 [1]	2:26.79
		Craig Grylls		2200-2000	2200-2000		(0:12.62)	(0:12.20)	(0:11.85)	(0:12.22)	(0:11.37)	(0:12.02)	
2	7	ANTRIM COAST	1	65.1	0:11.31	0:23.45	1:13.69 [6]	1:00.89 [5]	0:48.36 [5]	0:36.39 [6]	0:23.96 [5]	0:12.15 [3]	3.3L
		Per-Anders Graberg		2200-2000	2200-2000		(0:12.80)	(0:12.53)	(0:11.97)	(0:12.43)	(0:11.81)	(0:12.15)	
3	2	ASCEND THE THRONE	10	65.3	0:11.31	0:23.76	1:13.48 [8]	1:00.69 [7]	0:48.23 [8]	0:36.35 [7]	0:24.09 [4]	0:12.31 [2]	3.5L
		Owen Bosson		2400-2200	2200-2000		(0:12.79)	(0:12.46)	(0:11.88)	(0:12.26)	(0:11.78)	(0:12.31)	
4	1	JUST AS SHARP	16	64.1	0:11.44	0:24.40	1:12.82 [15]	1:00.27 [14]	0:48.18 [14]	0:36.40 [11]	0:23.96 [10]	0:12.40 [6]	6.0L
		Ryan Elliot		2200-2000	2200-2000		(0:12.55)	(0:12.09)	(0:11.78)	(0:12.44)	(0:11.56)	(0:12.40)	
5	3	INTERLINKED	6	67.2	0:11.07	0:23.27	1:15.08 [4]	1:02.18 [4]	0:49.61 [4]	0:37.60 [4]	0:25.26 [2]	0:13.12 [4]	9.1L
		Sam Weatherley		2200-2000	2200-2000		(0:12.90)	(0:12.56)	(0:12.01)	(0:12.34)	(0:12.14)	(0:13.12)	
6	9	WHAT YOU WISH FOR	5	67.1	0:11.24	0:23.47	1:14.74 [7]	1:01.78 [8]	0:49.34 [9]	0:37.45 [8]	0:25.02 [8]	0:12.88 [7]	9.9L
		James Doyle		2200-2000	2200-2000		(0:12.96)	(0:12.44)	(0:11.89)	(0:12.43)	(0:12.14)	(0:12.88)	
7	10	HIGH COUNTRY	12	66.2	0:11.09	0:23.21	1:15.70 [1]	1:02.75 [1]	0:50.19 [1]	0:38.08 [1]	0:25.65 [1]	0:13.29 [5]	10.4L
		Michael McNab		2200-2000	2200-2000		(0:12.95)	(0:12.56)	(0:12.11)	(0:12.43)	(0:12.36)	(0:13.28)	
8	15	TRANZED	13	66.3	0:11.16	0:24.28	1:14.06 [14]	1:01.17 [15]	0:48.97 [15]	0:37.02 [14]	0:24.81 [11]	0:12.70 [10]	10.9L
		Katie Hercock		2200-2000	2200-2000		(0:12.89)	(0:12.20)	(0:11.95)	(0:12.21)	(0:12.11)	(0:12.70)	
9	11	MONDAY MELODY	11	64.7	0:11.56	0:24.83	1:13.37 [17]	1:00.94 [17]	0:48.84 [16]	0:37.05 [13]	0:24.73 [14]	0:12.75 [9]	10.9L
		Masahiro Hashizume		2200-2000	2200-2000		(0:12.43)	(0:12.10)	(0:11.79)	(0:12.32)	(0:11.98)	(0:12.75)	
10	14	FIRST INNINGS	7	67.5	0:10.97	0:23.08	1:16.09 [3]	1:03.15 [3]	0:50.61 [3]	0:38.55 [3]	0:25.96 [7]	0:13.39 [8]	14.4L
		Bill Jacobson		2200-2000	2200-2000		(0:12.94)	(0:12.54)	(0:12.06)	(0:12.59)	(0:12.56)	(0:13.39)	

Track Rating: Good 4, Weather: Fine, Rail Position: Out 2m From 1000m To 400m,
Remainder True

Section								L1200	L1000	L800	L600	L400	L200		
Field Times								1:13.84 (0:12.96)	1:00.88 (0:12.55)	0:48.33 (0:12.11)	0:36.22 (0:12.43)	0:23.79 (0:11.78)	0:12.02 (0:12.02)		
Position	#	Horse/Jockey	Barrier	Top Speed [km/h]	Fastest Section	First 400m								Margin	
11	12	CITY GOLD READY	8	63.7	0:11.67	0:24.62	1:14.55 [16]	1:01.86 [16]	0:49.65 [17]	0:37.47 [17]	0:25.00 [17]	0:12.75 [16]	16.0L		
		Lynsey Satherley		2200-2000	2200-2000		(0:12.69)	(0:12.21)	(0:12.18)	(0:12.47)	(0:12.25)	(0:12.75)			
12	13	PERFECTMANZ	17	67.4	0:10.86	0:23.21	1:16.90 [2]	1:04.00 [2]	0:51.43 [2]	0:39.39 [2]	0:26.68 [3]	0:13.85 [11]	17.7L		
		Kelly Myers		2200-2000	2200-2000		(0:12.90)	(0:12.56)	(0:12.04)	(0:12.71)	(0:12.83)	(0:13.85)			
13	4	SOLIDIFY	15	66.5	0:11.22	0:23.82	1:16.14 [10]	1:03.39 [9]	0:51.20 [7]	0:39.25 [9]	0:26.39 [13]	0:13.61 [14]	19.9L		
		Jonathan Riddell		2200-2000	2200-2000		(0:12.75)	(0:12.19)	(0:11.95)	(0:12.86)	(0:12.78)	(0:13.61)			
14	6	MOSINVADER	4	65.5	0:11.33	0:23.91	1:16.21 [11]	1:03.24 [12]	0:51.01 [11]	0:38.95 [12]	0:26.58 [12]	0:14.16 [12]	20.8L		
		Warren Kennedy		2200-2000	2200-2000		(0:12.97)	(0:12.23)	(0:12.06)	(0:12.37)	(0:12.42)	(0:14.16)			
15	5	RENEGADE REBEL	2	64.3	0:11.40	0:23.63	1:16.57 [9]	1:03.47 [11]	0:51.09 [12]	0:38.85 [16]	0:26.42 [15]	0:13.84 [15]	21.8L		
		Matthew Cameron		2200-2000	2200-2000		(0:13.10)	(0:12.38)	(0:12.24)	(0:12.43)	(0:12.57)	(0:13.84)			
16	8	SINHAMAN	14	66.8	0:11.07	0:23.34	1:17.24 [5]	1:04.24 [6]	0:51.76 [6]	0:39.83 [5]	0:27.04 [9]	0:14.21 [13]	22.3L		
		Kazuya Asano		2200-2000	2200-2000		(0:13.00)	(0:12.48)	(0:11.93)	(0:12.79)	(0:12.83)	(0:14.21)			
17	16	ANAROA	3	65.4	0:11.28	0:23.96	1:17.02 [12]	1:04.06 [13]	0:51.75 [13]	0:39.59 [15]	0:26.86 [16]	0:14.07 [17]	25.6L		
		Lisa Allpress		2200-2000	2200-2000		(0:12.96)	(0:12.31)	(0:12.16)	(0:12.73)	(0:12.79)	(0:14.07)			

Horse/Jockey Name	ORCHESTRAL
Finish Rank	1
Fastest Section Time (Section)	0:11.33 (L2200)
Top Speed [km/h] (Section)	65.4 (L2200)
Race State	Finished

AUCKLAND
THOROUGHBRED
SINCE RACING 1854

Ellerslie NZ - Professional

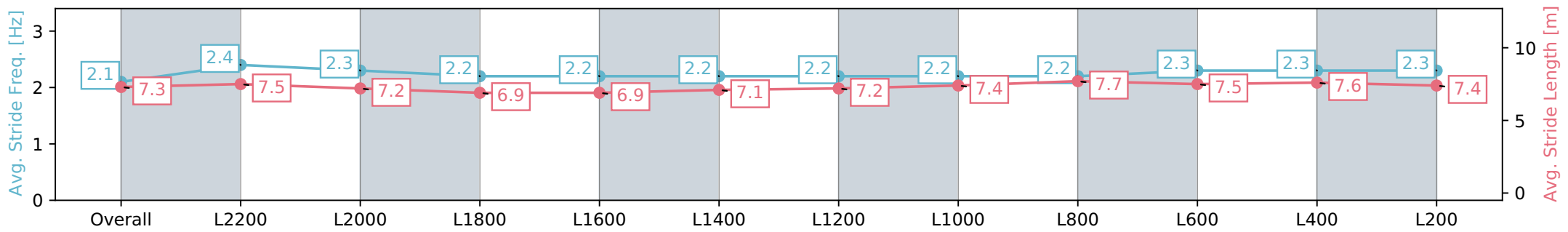
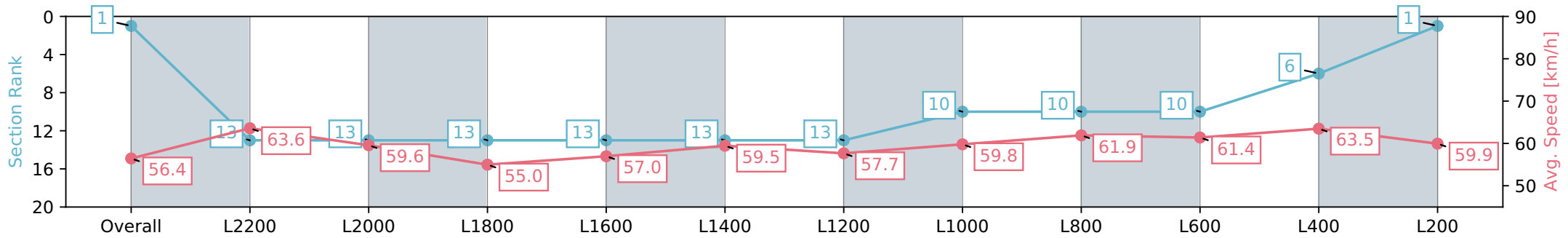
Race 9: TRACKSIDE NZ DERBY - 2400m

02 March 2024 - 5:18PM



Track Rating: Good 4, Weather: Fine, Rail Position: Out 2m From 1000m To 400m, Remainder True

Section	Overall	L2200	L2000	L1800	L1600	L1400	L1200	L1000	L800	L600	L400	L200
Section Times	2:26.79 [1] (0:12.82)	2:13.97 [13] (0:11.33)	2:02.64 [13] (0:12.08)	1:50.56 [13] (0:13.33)	1:37.23 [13] (0:12.86)	1:24.37 [13] (0:12.09)	1:12.28 [13] (0:12.62)	0:59.66 [10] (0:12.20)	0:47.46 [10] (0:11.85)	0:35.61 [10] (0:12.22)	0:23.39 [6] (0:11.37)	0:12.02 [1] (0:12.02)
Average Speed [km/h]	56.4	63.6	59.6	55.0	57.0	59.5	57.7	59.8	61.9	61.4	63.5	59.9
Top Speed [km/h]	64.3	65.4	60.8	57.1	59.7	60.0	59.6	61.6	63.0	63.1	64.4	62.1
Avg. Dist. to Rail [m]	11.4	0.6	1.1	2.3	2.7	1.1	3.5	3.7	3.9	6.9	6.4	5.6
Avg. Stride Freq. [Hz]	2.1	2.4	2.3	2.2	2.2	2.2	2.2	2.2	2.2	2.3	2.3	2.3
Avg. Stride Length [m]	7.3	7.5	7.2	6.9	6.9	7.1	7.2	7.4	7.7	7.5	7.6	7.4



- [] Ranking at each section and finish
- :-:- No data available at this section
- NA No data available

Horse/Jockey Name	ANTRIM COAST
Finish Rank	2
Fastest Section Time (Section)	0:11.31 (L2200)
Top Speed [km/h] (Section)	65.1 (L2200)
Race State	Finished

AUCKLAND
THOROUGHBRED
SINCE RACING 1854

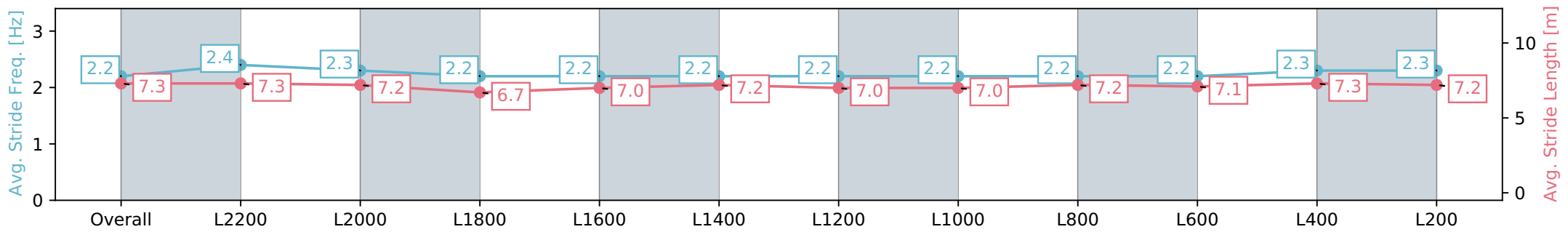
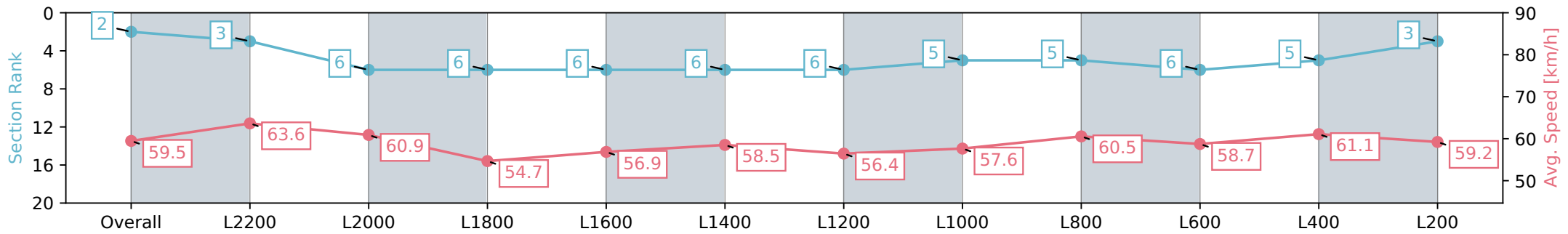
Ellerslie NZ - Professional
Race 9: TRACKSIDE NZ DERBY - 2400m

02 March 2024 - 5:18PM

ELLERSLIE

Track Rating: Good 4, Weather: Fine, Rail Position: Out 2m From 1000m To 400m, Remainder True

Section	Overall	L2200	L2000	L1800	L1600	L1400	L1200	L1000	L800	L600	L400	L200
Section Times	2:27.36 [2] (0:12.14)	2:15.22 [3] (0:11.31)	2:03.91 [6] (0:11.82)	1:52.09 [6] (0:13.31)	1:38.78 [6] (0:12.80)	1:25.98 [6] (0:12.28)	1:13.69 [6] (0:12.80)	1:00.89 [5] (0:12.53)	0:48.36 [5] (0:11.97)	0:36.39 [6] (0:12.43)	0:23.96 [5] (0:11.81)	0:12.15 [3] (0:12.15)
Average Speed [km/h]	59.5	63.6	60.9	54.7	56.9	58.5	56.4	57.6	60.5	58.7	61.1	59.2
Top Speed [km/h]	64.2	65.1	61.6	58.8	59.0	59.6	58.3	58.8	62.1	60.7	62.0	61.0
Avg. Dist. to Rail [m]	5.3	1.0	0.4	1.7	1.4	0.2	1.1	1.0	1.3	2.3	1.1	1.7
Avg. Stride Freq. [Hz]	2.2	2.4	2.3	2.2	2.2	2.2	2.2	2.2	2.2	2.2	2.3	2.3
Avg. Stride Length [m]	7.3	7.3	7.2	6.7	7.0	7.2	7.0	7.0	7.2	7.1	7.3	7.2



Report Created: Sat 02 March 2024 15:38:59 GMT+11 (Note: Timing is based on positional data)

- [] Ranking at each section and finish
- :-:- No data available at this section
- NA No data available

Horse/Jockey Name	ASCEND THE THRONE
Finish Rank	3
Fastest Section Time (Section)	0:11.31 (L2200)
Top Speed [km/h] (Section)	65.3 (Overall)
Race State	Finished



Ellerslie NZ - Professional

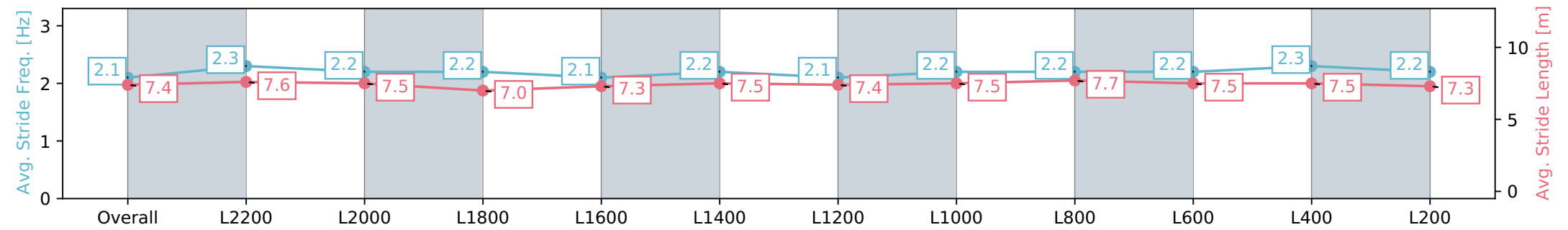
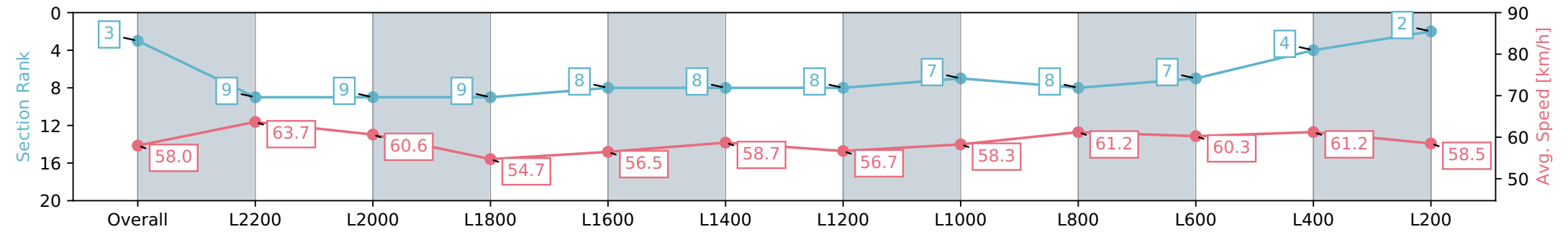
Race 9: TRACKSIDE NZ DERBY - 2400m

02 March 2024 - 5:18PM

Track Rating: Good 4, Weather: Fine, Rail Position: Out 2m From 1000m To 400m, Remainder True



Section	Overall	L2200	L2000	L1800	L1600	L1400	L1200	L1000	L800	L600	L400	L200
Section Times	2:27.41 [3] (0:12.45)	2:14.96 [9] (0:11.31)	2:03.65 [9] (0:11.86)	1:51.79 [9] (0:13.15)	1:38.64 [8] (0:12.89)	1:25.75 [8] (0:12.27)	1:13.48 [8] (0:12.79)	1:00.69 [7] (0:12.46)	0:48.23 [8] (0:11.88)	0:36.35 [7] (0:12.26)	0:24.09 [4] (0:11.78)	0:12.31 [2] (0:12.31)
Average Speed [km/h]	58.0	63.7	60.6	54.7	56.5	58.7	56.7	58.3	61.2	60.3	61.2	58.5
Top Speed [km/h]	65.3	65.1	61.9	58.2	59.0	59.1	57.9	59.9	63.0	61.1	62.2	60.8
Avg. Dist. to Rail [m]	11.1	2.0	1.2	0.8	1.8	0.8	2.1	2.2	2.2	4.3	4.1	4.3
Avg. Stride Freq. [Hz]	2.1	2.3	2.2	2.2	2.1	2.2	2.1	2.2	2.2	2.2	2.3	2.2
Avg. Stride Length [m]	7.4	7.6	7.5	7.0	7.3	7.5	7.4	7.5	7.7	7.5	7.5	7.3



- [] Ranking at each section and finish
- :-:- No data available at this section
- NA No data available

Horse/Jockey Name	JUST AS SHARP
Finish Rank	4
Fastest Section Time (Section)	0:11.44 (L2200)
Top Speed [km/h] (Section)	64.1 (L2200)
Race State	Finished

AUCKLAND
THOROUGHBRED
SINCE RACING 1874

Ellerslie NZ - Professional

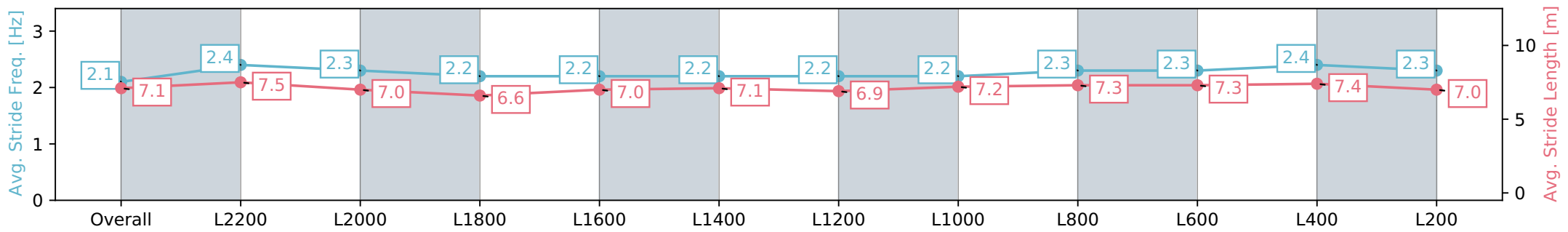
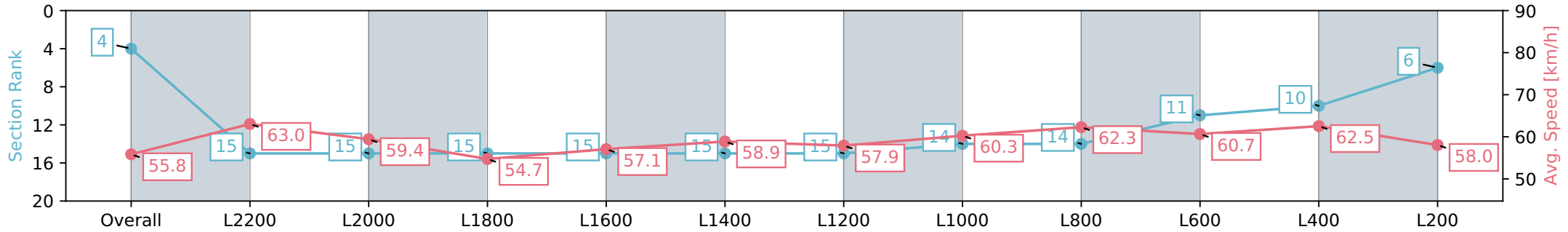
Race 9: TRACKSIDE NZ DERBY - 2400m

02 March 2024 - 5:18PM

ELLERSLIE

Track Rating: Good 4, Weather: Fine, Rail Position: Out 2m From 1000m To 400m, Remainder True

Section	Overall	L2200	L2000	L1800	L1600	L1400	L1200	L1000	L800	L600	L400	L200
Section Times	2:27.83 [4] (0:12.96)	2:14.87 [15] (0:11.44)	2:03.43 [15] (0:12.14)	1:51.29 [15] (0:13.42)	1:37.87 [15] (0:12.83)	1:25.04 [15] (0:12.22)	1:12.82 [15] (0:12.55)	1:00.27 [14] (0:12.09)	0:48.18 [14] (0:11.78)	0:36.40 [11] (0:12.44)	0:23.96 [10] (0:11.56)	0:12.40 [6] (0:12.40)
Average Speed [km/h]	55.8	63.0	59.4	54.7	57.1	58.9	57.9	60.3	62.3	60.7	62.5	58.0
Top Speed [km/h]	62.6	64.1	62.1	56.8	59.7	59.9	59.5	62.0	64.0	62.2	63.3	61.8
Avg. Dist. to Rail [m]	16.4	0.8	1.6	3.0	2.7	1.2	2.8	3.5	4.4	7.4	7.9	6.9
Avg. Stride Freq. [Hz]	2.1	2.4	2.3	2.2	2.2	2.2	2.2	2.2	2.3	2.3	2.4	2.3
Avg. Stride Length [m]	7.1	7.5	7.0	6.6	7.0	7.1	6.9	7.2	7.3	7.3	7.4	7.0



- [] Ranking at each section and finish
- :-:- No data available at this section
- NA No data available

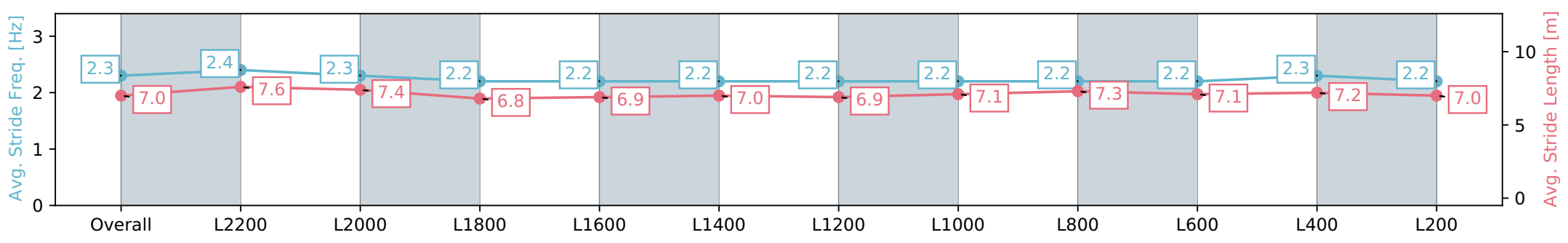
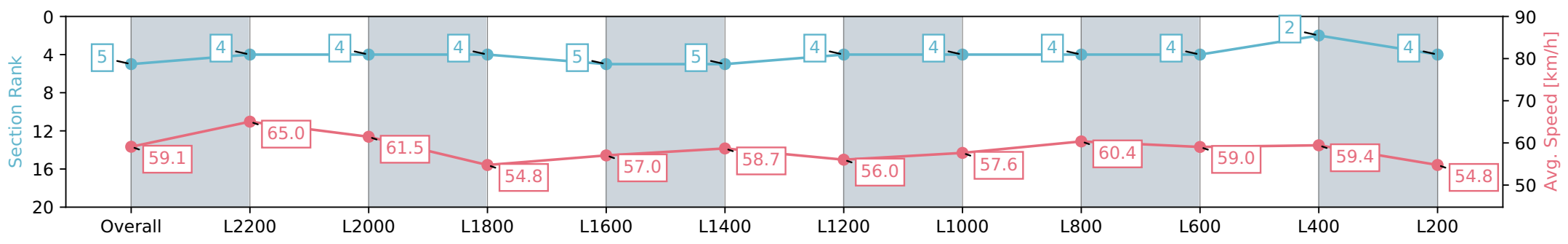
Horse/Jockey Name	INTERLINKED
Finish Rank	5
Fastest Section Time (Section)	0:11.07 (L2200)
Top Speed [km/h] (Section)	67.2 (L2200)
Race State	Finished



Ellerslie NZ - Professional
 Race 9: TRACKSIDE NZ DERBY - 2400m
 02 March 2024 - 5:18PM
 Track Rating: Good 4, Weather: Fine, Rail Position: Out 2m From 1000m To 400m, Remainder True



Section	Overall	L2200	L2000	L1800	L1600	L1400	L1200	L1000	L800	L600	L400	L200
Section Times	2:28.42 [5] (0:12.20)	2:16.22 [4] (0:11.07)	2:05.15 [4] (0:11.73)	1:53.42 [4] (0:13.35)	1:40.07 [5] (0:12.72)	1:27.35 [5] (0:12.27)	1:15.08 [4] (0:12.90)	1:02.18 [4] (0:12.56)	0:49.61 [4] (0:12.01)	0:37.60 [4] (0:12.34)	0:25.26 [2] (0:12.14)	0:13.12 [4] (0:13.12)
Average Speed [km/h]	59.1	65.0	61.5	54.8	57.0	58.7	56.0	57.6	60.4	59.0	59.4	54.8
Top Speed [km/h]	66.4	67.2	65.2	58.2	59.9	60.3	57.3	59.7	61.6	59.5	60.1	58.2
Avg. Dist. to Rail [m]	10.7	1.7	0.9	2.1	1.5	0.2	1.1	1.3	1.6	2.0	3.0	4.5
Avg. Stride Freq. [Hz]	2.3	2.4	2.3	2.2	2.2	2.2	2.2	2.2	2.2	2.2	2.3	2.2
Avg. Stride Length [m]	7.0	7.6	7.4	6.8	6.9	7.0	6.9	7.1	7.3	7.1	7.2	7.0



Report Created: Sat 02 March 2024 15:39:13 GMT+11 (Note: Timing is based on positional data)

- [] Ranking at each section and finish
- :-:- No data available at this section
- NA No data available



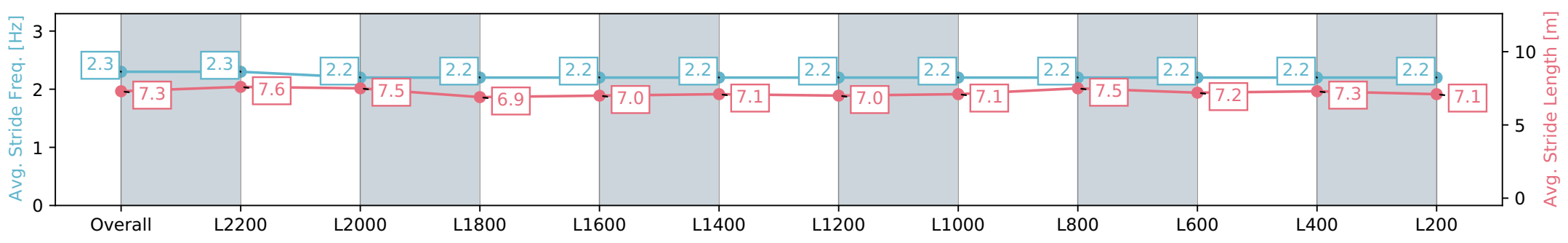
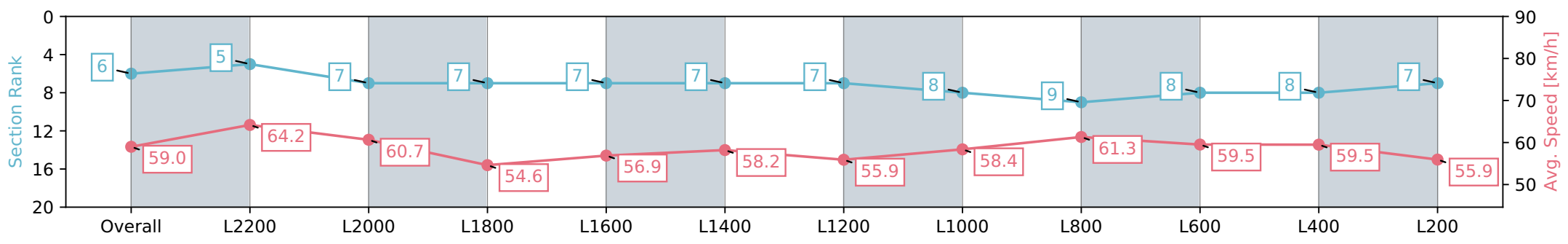
Horse/Jockey Name	WHAT YOU WISH FOR
Finish Rank	6
Fastest Section Time (Section)	0:11.24 (L2200)
Top Speed [km/h] (Section)	67.1 (L2200)
Race State	Finished



Ellerslie NZ - Professional
 Race 9: TRACKSIDE NZ DERBY - 2400m
 02 March 2024 - 5:18PM
 Track Rating: Good 4, Weather: Fine, Rail Position: Out 2m From 1000m To 400m, Remainder True



Section	Overall	L2200	L2000	L1800	L1600	L1400	L1200	L1000	L800	L600	L400	L200
Section Times	2:28.57 [6] (0:12.23)	2:16.34 [5] (0:11.24)	2:05.10 [7] (0:11.85)	1:53.25 [7] (0:13.28)	1:39.97 [7] (0:12.87)	1:27.10 [7] (0:12.36)	1:14.74 [7] (0:12.96)	1:01.78 [8] (0:12.44)	0:49.34 [9] (0:11.89)	0:37.45 [8] (0:12.43)	0:25.02 [8] (0:12.14)	0:12.88 [7] (0:12.88)
Average Speed [km/h]	59.0	64.2	60.7	54.6	56.9	58.2	55.9	58.4	61.3	59.5	59.5	55.9
Top Speed [km/h]	65.5	67.1	61.6	58.6	58.9	59.6	57.9	60.4	62.6	61.1	60.2	58.2
Avg. Dist. to Rail [m]	9.5	1.4	0.4	1.2	2.3	0.6	2.1	2.2	2.7	4.6	5.8	5.6
Avg. Stride Freq. [Hz]	2.3	2.3	2.2	2.2	2.2	2.2	2.2	2.2	2.2	2.2	2.2	2.2
Avg. Stride Length [m]	7.3	7.6	7.5	6.9	7.0	7.1	7.0	7.1	7.5	7.2	7.3	7.1



Report Created: Sat 02 March 2024 15:39:17 GMT+11 (Note: Timing is based on positional data)

- [] Ranking at each section and finish
- :-:- No data available at this section
- NA No data available



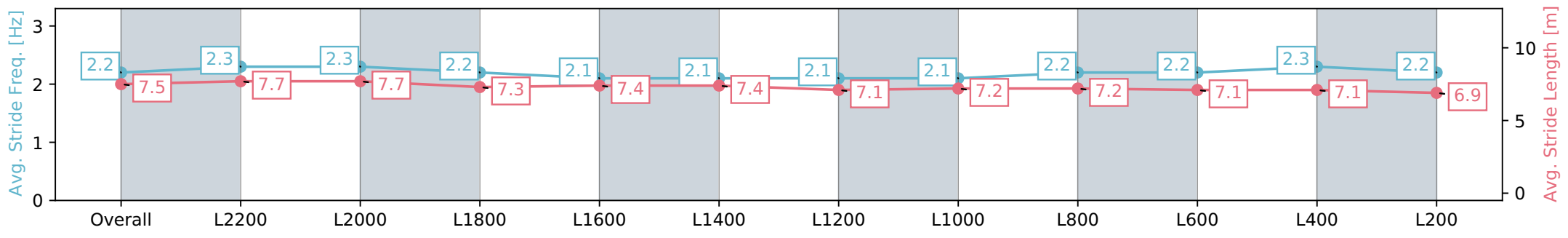
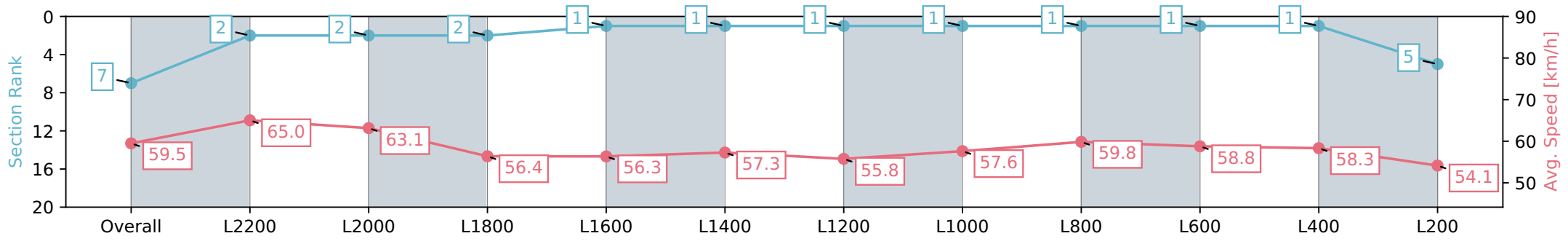
Horse/Jockey Name	HIGH COUNTRY
Finish Rank	7
Fastest Section Time (Section)	0:11.09 (L2200)
Top Speed [km/h] (Section)	66.2 (L2200)
Race State	Finished



Ellerslie NZ - Professional
 Race 9: TRACKSIDE NZ DERBY - 2400m
 02 March 2024 - 5:18PM
 Track Rating: Good 4, Weather: Fine, Rail Position: Out 2m From 1000m To 400m, Remainder True



Section	Overall	L2200	L2000	L1800	L1600	L1400	L1200	L1000	L800	L600	L400	L200
Section Times	2:28.65 [7] (0:12.12)	2:16.53 [2] (0:11.09)	2:05.44 [2] (0:11.41)	1:54.03 [2] (0:12.84)	1:41.19 [1] (0:12.89)	1:28.30 [1] (0:12.60)	1:15.70 [1] (0:12.95)	1:02.75 [1] (0:12.56)	0:50.19 [1] (0:12.11)	0:38.08 [1] (0:12.43)	0:25.65 [1] (0:12.36)	0:13.29 [5] (0:13.28)
Average Speed [km/h]	59.5	65.0	63.1	56.4	56.3	57.3	55.8	57.6	59.8	58.8	58.3	54.1
Top Speed [km/h]	65.2	66.2	64.8	60.0	58.1	58.5	56.4	59.9	60.3	59.5	58.7	57.6
Avg. Dist. to Rail [m]	14.4	4.1	1.5	0.9	1.5	0.2	1.3	1.4	1.6	2.3	1.7	2.6
Avg. Stride Freq. [Hz]	2.2	2.3	2.3	2.2	2.1	2.1	2.1	2.1	2.2	2.2	2.3	2.2
Avg. Stride Length [m]	7.5	7.7	7.7	7.3	7.4	7.4	7.1	7.2	7.2	7.1	7.1	6.9



- [] Ranking at each section and finish
- :-:- No data available at this section
- NA No data available

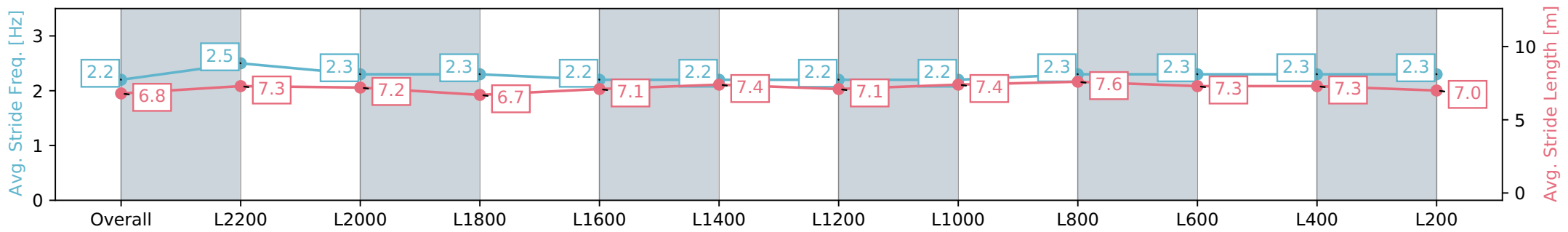
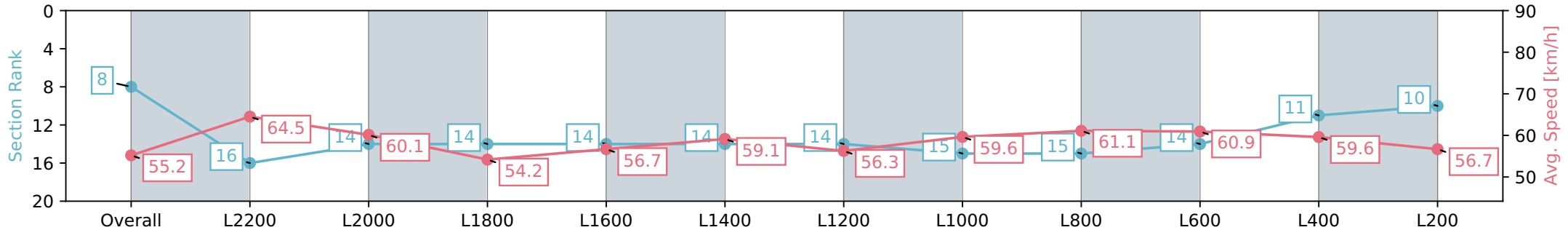
Horse/Jockey Name	TRANZED
Finish Rank	8
Fastest Section Time (Section)	0:11.16 (L2200)
Top Speed [km/h] (Section)	66.3 (L2200)
Race State	Finished



Ellerslie NZ - Professional
 Race 9: TRACKSIDE NZ DERBY - 2400m
 02 March 2024 - 5:18PM
 Track Rating: Good 4, Weather: Fine, Rail Position: Out 2m From 1000m To 400m, Remainder True



Section	Overall	L2200	L2000	L1800	L1600	L1400	L1200	L1000	L800	L600	L400	L200
Section Times	2:28.74 [8] (0:13.13)	2:15.61 [16] (0:11.16)	2:04.45 [14] (0:11.95)	1:52.50 [14] (0:13.39)	1:39.11 [14] (0:12.87)	1:26.24 [14] (0:12.18)	1:14.06 [14] (0:12.89)	1:01.17 [15] (0:12.20)	0:48.97 [15] (0:11.95)	0:37.02 [14] (0:12.21)	0:24.81 [11] (0:12.11)	0:12.70 [10] (0:12.70)
Average Speed [km/h]	55.2	64.5	60.1	54.2	56.7	59.1	56.3	59.6	61.1	60.9	59.6	56.7
Top Speed [km/h]	64.4	66.3	63.4	55.6	59.5	60.0	59.3	60.5	62.2	62.3	60.4	59.1
Avg. Dist. to Rail [m]	12.6	1.6	0.5	1.1	2.0	1.0	2.7	2.6	3.3	5.3	4.0	4.4
Avg. Stride Freq. [Hz]	2.2	2.5	2.3	2.3	2.2	2.2	2.2	2.2	2.3	2.3	2.3	2.3
Avg. Stride Length [m]	6.8	7.3	7.2	6.7	7.1	7.4	7.1	7.4	7.6	7.3	7.3	7.0



- [] Ranking at each section and finish
- :-:- No data available at this section
- NA No data available

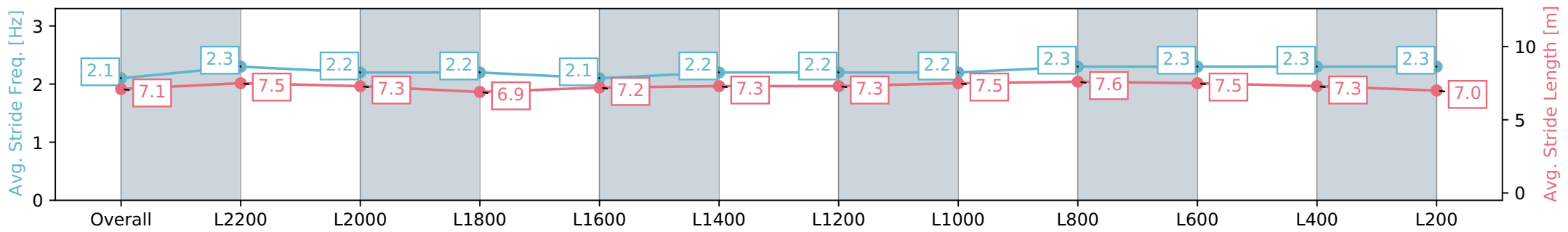
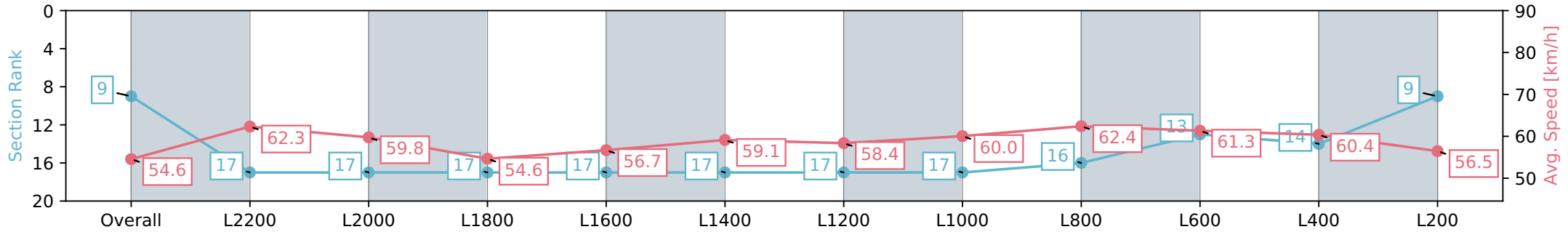
Horse/Jockey Name	MONDAY MELODY
Finish Rank	9
Fastest Section Time (Section)	0:11.56 (L2200)
Top Speed [km/h] (Section)	64.7 (L2200)
Race State	Finished



Ellerslie NZ - Professional
 Race 9: TRACKSIDE NZ DERBY - 2400m
 02 March 2024 - 5:18PM
 Track Rating: Good 4, Weather: Fine, Rail Position: Out 2m From 1000m To 400m, Remainder True



Section	Overall	L2200	L2000	L1800	L1600	L1400	L1200	L1000	L800	L600	L400	L200
Section Times	2:28.75 [9] (0:13.26)	2:15.49 [17] (0:11.56)	2:03.92 [17] (0:12.04)	1:51.88 [17] (0:13.42)	1:38.46 [17] (0:12.92)	1:25.54 [17] (0:12.17)	1:13.37 [17] (0:12.43)	1:00.94 [17] (0:12.10)	0:48.84 [16] (0:11.79)	0:37.05 [13] (0:12.32)	0:24.73 [14] (0:11.98)	0:12.75 [9] (0:12.75)
Average Speed [km/h]	54.6	62.3	59.8	54.6	56.7	59.1	58.4	60.0	62.4	61.3	60.4	56.5
Top Speed [km/h]	60.9	64.7	62.8	56.4	59.1	59.9	60.2	62.3	63.6	62.9	61.3	58.9
Avg. Dist. to Rail [m]	13.4	0.7	1.5	2.7	2.5	0.9	2.3	3.0	4.3	8.2	8.1	7.6
Avg. Stride Freq. [Hz]	2.1	2.3	2.2	2.2	2.1	2.2	2.2	2.2	2.3	2.3	2.3	2.3
Avg. Stride Length [m]	7.1	7.5	7.3	6.9	7.2	7.3	7.3	7.5	7.6	7.5	7.3	7.0



Report Created: Sat 02 March 2024 15:39:31 GMT+11 (Note: Timing is based on positional data)

- [] Ranking at each section and finish
- :-:- No data available at this section
- NA No data available



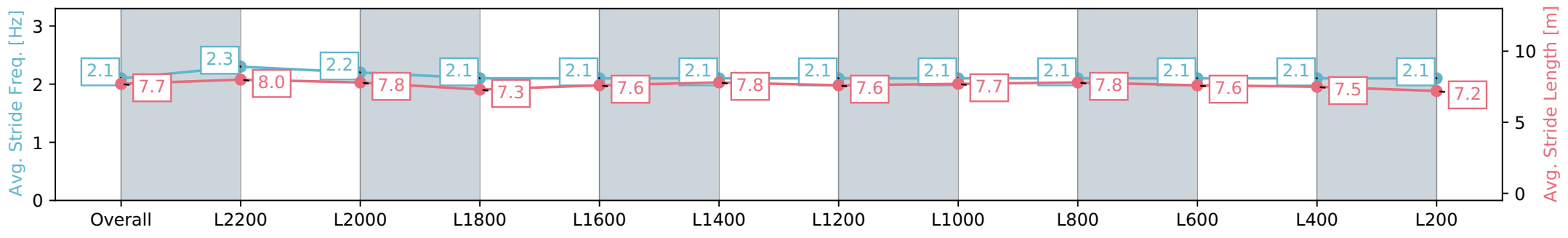
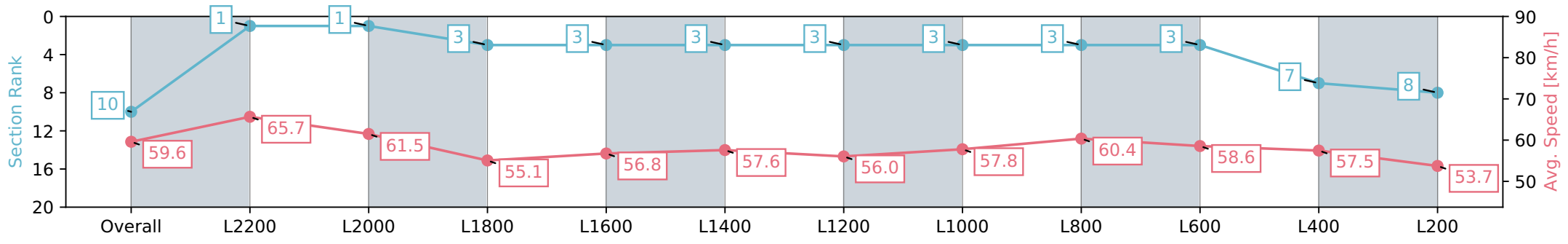
Horse/Jockey Name	FIRST INNINGS
Finish Rank	10
Fastest Section Time (Section)	0:10.97 (L2200)
Top Speed [km/h] (Section)	67.5 (L2200)
Race State	Finished



Ellerslie NZ - Professional
 Race 9: TRACKSIDE NZ DERBY - 2400m
 02 March 2024 - 5:18PM
 Track Rating: Good 4, Weather: Fine, Rail Position: Out 2m From 1000m To 400m, Remainder True



Section	Overall	L2200	L2000	L1800	L1600	L1400	L1200	L1000	L800	L600	L400	L200
Section Times	2:29.37 [10] (0:12.11)	2:17.26 [1] (0:10.97)	2:06.29 [1] (0:11.69)	1:54.60 [3] (0:13.15)	1:41.45 [3] (0:12.86)	1:28.59 [3] (0:12.50)	1:16.09 [3] (0:12.94)	1:03.15 [3] (0:12.54)	0:50.61 [3] (0:12.06)	0:38.55 [3] (0:12.59)	0:25.96 [7] (0:12.56)	0:13.39 [8] (0:13.39)
Average Speed [km/h]	59.6	65.7	61.5	55.1	56.8	57.6	56.0	57.8	60.4	58.6	57.5	53.7
Top Speed [km/h]	66.0	67.5	64.3	56.9	59.1	59.2	56.9	60.3	61.5	59.9	58.0	56.4
Avg. Dist. to Rail [m]	11.8	2.8	0.6	1.1	1.9	0.9	2.0	2.0	2.3	3.9	5.0	7.5
Avg. Stride Freq. [Hz]	2.1	2.3	2.2	2.1	2.1	2.1	2.1	2.1	2.1	2.1	2.1	2.1
Avg. Stride Length [m]	7.7	8.0	7.8	7.3	7.6	7.8	7.6	7.7	7.8	7.6	7.5	7.2



- [] Ranking at each section and finish
- :-:- No data available at this section
- NA No data available

Horse/Jockey Name	CITY GOLD READY
Finish Rank	11
Fastest Section Time (Section)	0:11.67 (L2200)
Top Speed [km/h] (Section)	63.7 (L2200)
Race State	Finished

AUCKLAND
THOROUGHBRED
SINCE RACING 1854

Ellerslie NZ - Professional

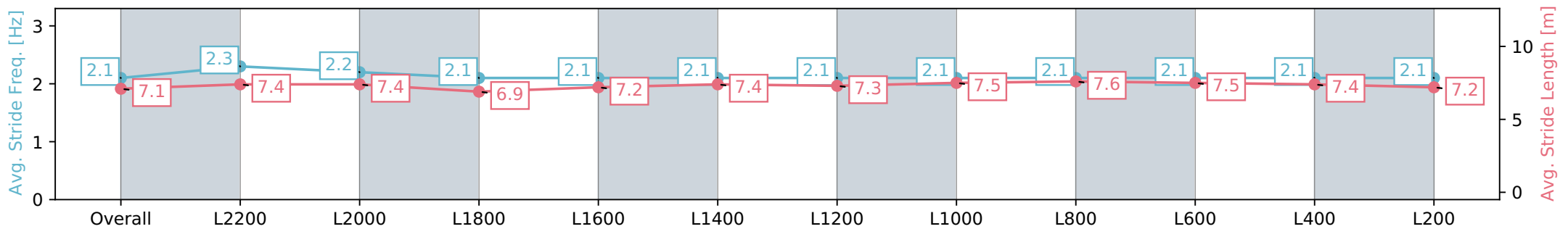
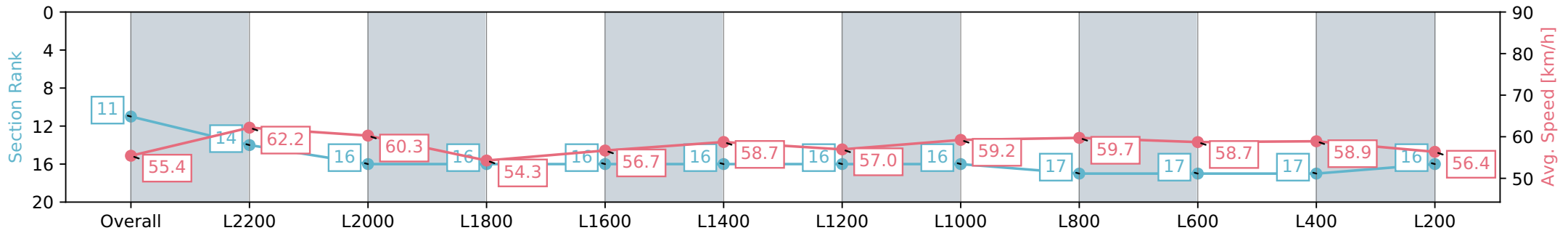
Race 9: TRACKSIDE NZ DERBY - 2400m

02 March 2024 - 5:18PM

Track Rating: Good 4, Weather: Fine, Rail Position: Out 2m From 1000m To 400m, Remainder True



Section	Overall	L2200	L2000	L1800	L1600	L1400	L1200	L1000	L800	L600	L400	L200
Section Times	2:29.66 [11] (0:12.95)	2:16.71 [14] (0:11.67)	2:05.04 [16] (0:11.95)	1:53.09 [16] (0:13.43)	1:39.66 [16] (0:12.85)	1:26.81 [16] (0:12.26)	1:14.55 [16] (0:12.69)	1:01.86 [16] (0:12.21)	0:49.65 [17] (0:12.18)	0:37.47 [17] (0:12.47)	0:25.00 [17] (0:12.25)	0:12.75 [16] (0:12.75)
Average Speed [km/h]	55.4	62.2	60.3	54.3	56.7	58.7	57.0	59.2	59.7	58.7	58.9	56.4
Top Speed [km/h]	63.7	63.7	62.6	56.5	59.1	59.6	59.1	60.0	60.3	59.3	59.3	58.5
Avg. Dist. to Rail [m]	12.1	0.6	0.5	2.1	1.6	0.2	1.4	1.5	2.0	2.7	5.3	8.4
Avg. Stride Freq. [Hz]	2.1	2.3	2.2	2.1	2.1	2.1	2.1	2.1	2.1	2.1	2.1	2.1
Avg. Stride Length [m]	7.1	7.4	7.4	6.9	7.2	7.4	7.3	7.5	7.6	7.5	7.4	7.2



- [] Ranking at each section and finish
- :-:- No data available at this section
- NA No data available

Horse/Jockey Name	PERFECTMANZ
Finish Rank	12
Fastest Section Time (Section)	0:10.86 (L2200)
Top Speed [km/h] (Section)	67.4 (L2200)
Race State	Finished

AUCKLAND
THOROUGHBRED
SINCE RACING 1854

Ellerslie NZ - Professional

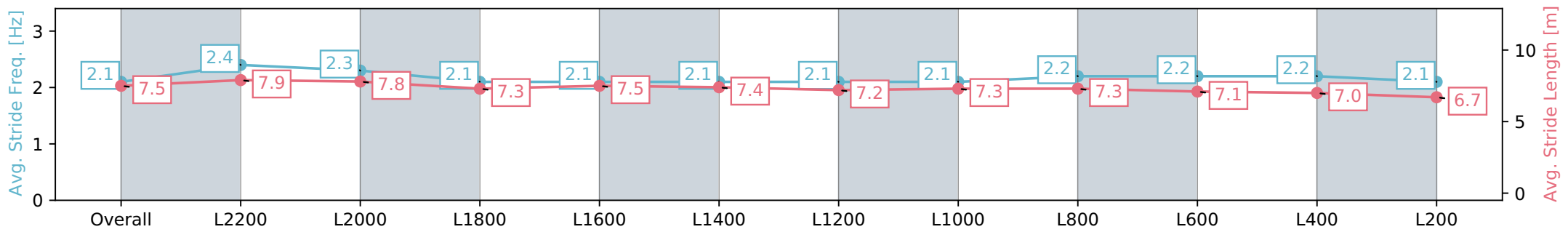
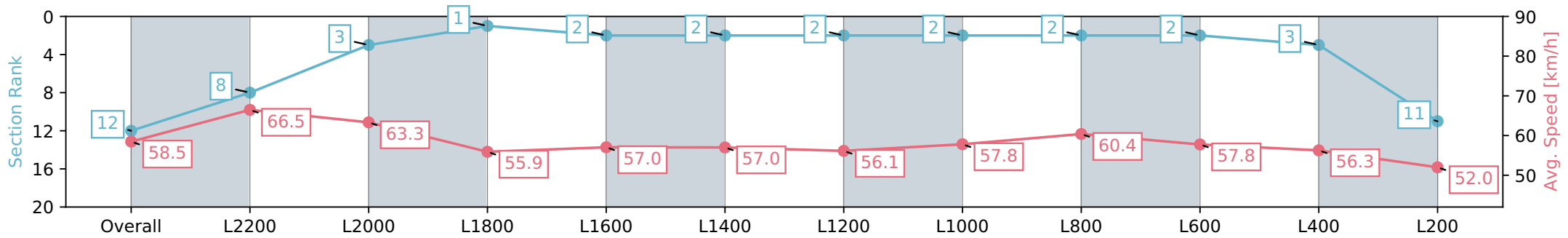
Race 9: TRACKSIDE NZ DERBY - 2400m

02 March 2024 - 5:18PM

Track Rating: Good 4, Weather: Fine, Rail Position: Out 2m From 1000m To 400m, Remainder True



Section	Overall	L2200	L2000	L1800	L1600	L1400	L1200	L1000	L800	L600	L400	L200
Section Times	2:29.97 [12] (0:12.35)	2:17.62 [8] (0:10.86)	2:06.76 [3] (0:11.40)	1:55.36 [1] (0:13.05)	1:42.31 [2] (0:12.78)	1:29.53 [2] (0:12.63)	1:16.90 [2] (0:12.90)	1:04.00 [2] (0:12.56)	0:51.43 [2] (0:12.04)	0:39.39 [2] (0:12.71)	0:26.68 [3] (0:12.83)	0:13.85 [11] (0:13.85)
Average Speed [km/h]	58.5	66.5	63.3	55.9	57.0	57.0	56.1	57.8	60.4	57.8	56.3	52.0
Top Speed [km/h]	65.0	67.4	66.1	59.5	58.2	58.2	56.7	59.9	61.2	59.4	57.0	55.2
Avg. Dist. to Rail [m]	20.0	8.9	3.5	2.3	1.9	0.7	2.1	2.2	2.4	3.2	3.2	2.6
Avg. Stride Freq. [Hz]	2.1	2.4	2.3	2.1	2.1	2.1	2.1	2.1	2.2	2.2	2.2	2.1
Avg. Stride Length [m]	7.5	7.9	7.8	7.3	7.5	7.4	7.2	7.3	7.3	7.1	7.0	6.7



- [] Ranking at each section and finish
- :-:- No data available at this section
- NA No data available

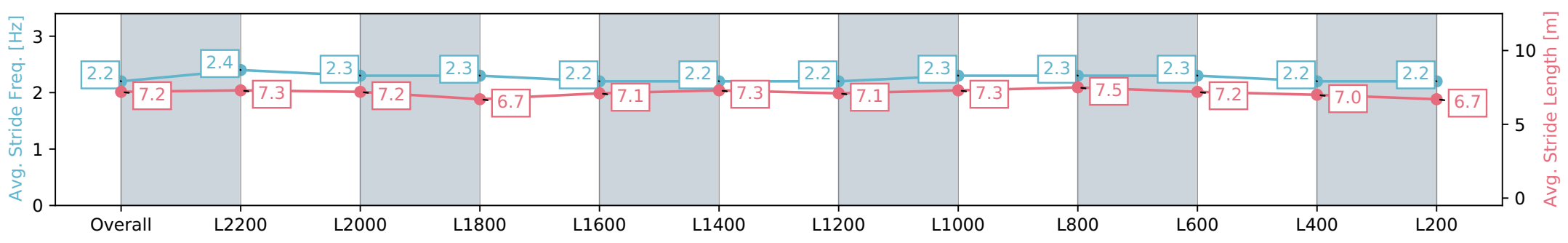
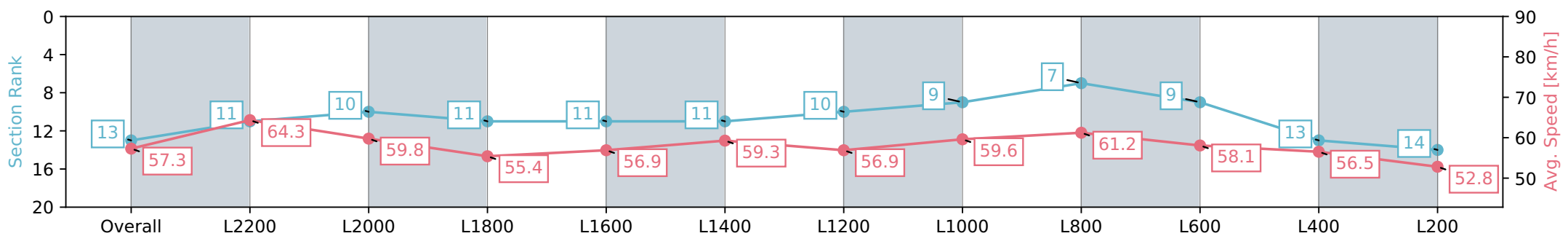
Horse/Jockey Name	SOLIDIFY
Finish Rank	13
Fastest Section Time (Section)	0:11.22 (L2200)
Top Speed [km/h] (Section)	66.5 (L2200)
Race State	Finished



Ellerslie NZ - Professional
 Race 9: TRACKSIDE NZ DERBY - 2400m
 02 March 2024 - 5:18PM
 Track Rating: Good 4, Weather: Fine, Rail Position: Out 2m From 1000m To 400m, Remainder True



Section	Overall	L2200	L2000	L1800	L1600	L1400	L1200	L1000	L800	L600	L400	L200
Section Times	2:30.37 [13] (0:12.60)	2:17.77 [11] (0:11.22)	2:06.55 [10] (0:12.07)	1:54.48 [11] (0:13.28)	1:41.20 [11] (0:12.90)	1:28.30 [11] (0:12.16)	1:16.14 [10] (0:12.75)	1:03.39 [9] (0:12.19)	0:51.20 [7] (0:11.95)	0:39.25 [9] (0:12.86)	0:26.39 [13] (0:12.78)	0:13.61 [14] (0:13.61)
Average Speed [km/h]	57.3	64.3	59.8	55.4	56.9	59.3	56.9	59.6	61.2	58.1	56.5	52.8
Top Speed [km/h]	63.8	66.5	61.8	58.4	60.9	60.9	59.8	61.2	62.8	60.4	57.7	55.1
Avg. Dist. to Rail [m]	16.6	2.5	2.9	3.4	3.1	1.4	2.6	2.6	3.4	6.0	5.0	4.1
Avg. Stride Freq. [Hz]	2.2	2.4	2.3	2.3	2.2	2.2	2.2	2.3	2.3	2.3	2.2	2.2
Avg. Stride Length [m]	7.2	7.3	7.2	6.7	7.1	7.3	7.1	7.3	7.5	7.2	7.0	6.7



Report Created: Sat 02 March 2024 15:39:48 GMT+11 (Note: Timing is based on positional data)

- [] Ranking at each section and finish
- :-:- No data available at this section
- NA No data available



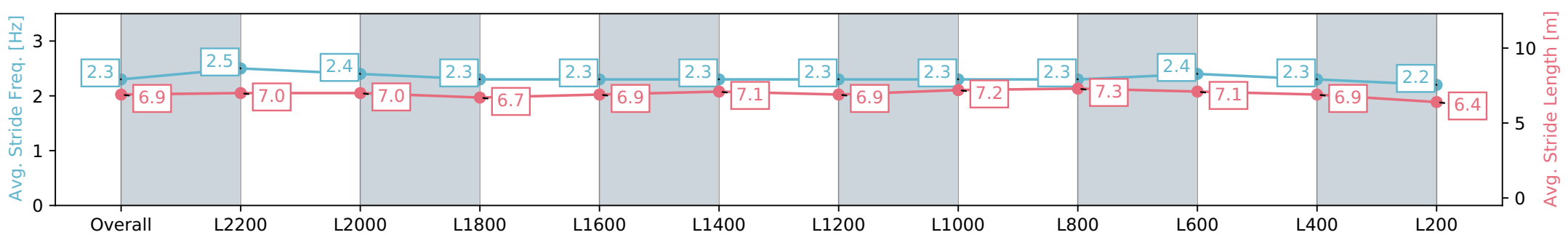
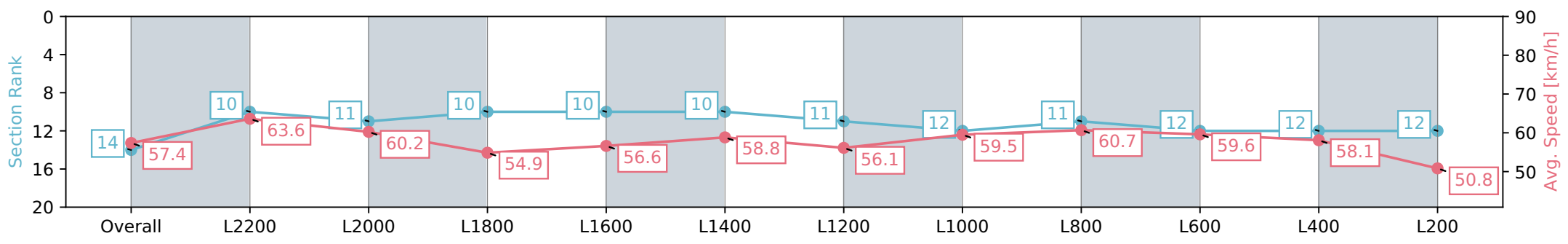
Horse/Jockey Name	MOSINVADER
Finish Rank	14
Fastest Section Time (Section)	0:11.33 (L2200)
Top Speed [km/h] (Section)	65.5 (L2200)
Race State	Finished



Ellerslie NZ - Professional
 Race 9: TRACKSIDE NZ DERBY - 2400m
 02 March 2024 - 5:18PM
 Track Rating: Good 4, Weather: Fine, Rail Position: Out 2m From 1000m To 400m, Remainder True



Section	Overall	L2200	L2000	L1800	L1600	L1400	L1200	L1000	L800	L600	L400	L200
Section Times	2:30.52 [14] (0:12.57)	2:17.94 [10] (0:11.33)	2:06.61 [11] (0:11.94)	1:54.67 [10] (0:13.28)	1:41.38 [10] (0:12.92)	1:28.46 [10] (0:12.25)	1:16.21 [11] (0:12.97)	1:03.24 [12] (0:12.23)	0:51.01 [11] (0:12.06)	0:38.95 [12] (0:12.37)	0:26.58 [12] (0:12.42)	0:14.16 [12] (0:14.16)
Average Speed [km/h]	57.4	63.6	60.2	54.9	56.6	58.8	56.1	59.5	60.7	59.6	58.1	50.8
Top Speed [km/h]	64.4	65.5	61.1	58.0	59.5	59.6	57.9	60.8	61.0	61.2	58.9	56.4
Avg. Dist. to Rail [m]	9.2	1.5	0.4	1.8	2.8	2.2	3.9	3.0	3.1	4.3	2.1	0.4
Avg. Stride Freq. [Hz]	2.3	2.5	2.4	2.3	2.3	2.3	2.3	2.3	2.3	2.4	2.3	2.2
Avg. Stride Length [m]	6.9	7.0	7.0	6.7	6.9	7.1	6.9	7.2	7.3	7.1	6.9	6.4



Report Created: Sat 02 March 2024 15:39:53 GMT+11 (Note: Timing is based on positional data)

- [] Ranking at each section and finish
- :-:- No data available at this section
- NA No data available



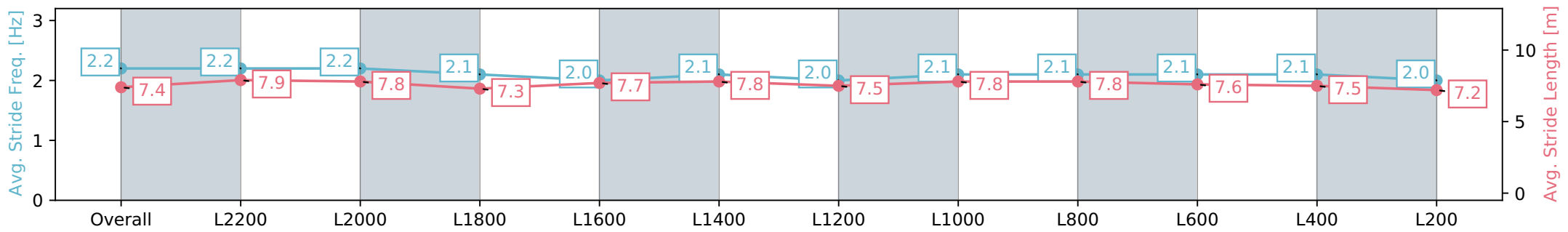
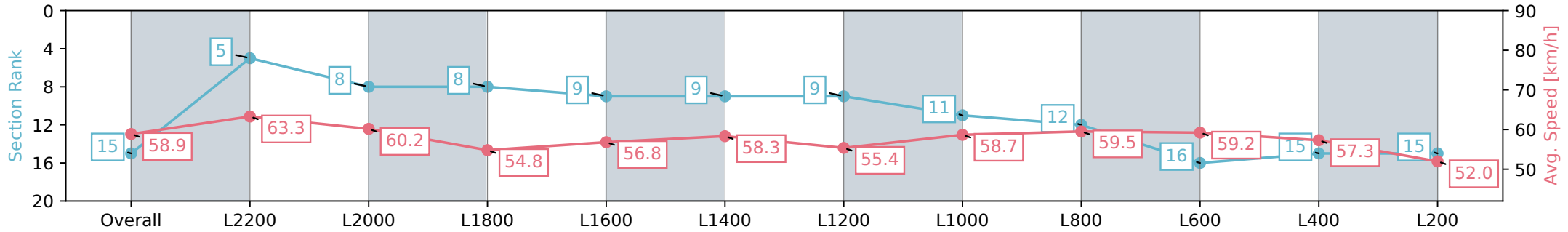
Horse/Jockey Name	RENEGADE REBEL
Finish Rank	15
Fastest Section Time (Section)	0:11.40 (L2200)
Top Speed [km/h] (Section)	64.3 (L2200)
Race State	Finished



Ellerslie NZ - Professional
 Race 9: TRACKSIDE NZ DERBY - 2400m
 02 March 2024 - 5:18PM
 Track Rating: Good 4, Weather: Fine, Rail Position: Out 2m From 1000m To 400m, Remainder True



Section	Overall	L2200	L2000	L1800	L1600	L1400	L1200	L1000	L800	L600	L400	L200
Section Times	2:30.71 [15] (0:12.23)	2:18.48 [5] (0:11.40)	2:07.08 [8] (0:11.96)	1:55.12 [8] (0:13.32)	1:41.80 [9] (0:12.89)	1:28.91 [9] (0:12.34)	1:16.57 [9] (0:13.10)	1:03.47 [11] (0:12.38)	0:51.09 [12] (0:12.24)	0:38.85 [16] (0:12.43)	0:26.42 [15] (0:12.57)	0:13.84 [15] (0:13.84)
Average Speed [km/h]	58.9	63.3	60.2	54.8	56.8	58.3	55.4	58.7	59.5	59.2	57.3	52.0
Top Speed [km/h]	64.0	64.3	60.9	58.7	59.2	59.9	58.1	59.5	60.4	60.7	58.9	55.8
Avg. Dist. to Rail [m]	8.3	0.9	1.2	2.1	2.6	1.2	2.5	2.3	2.5	3.7	2.4	2.7
Avg. Stride Freq. [Hz]	2.2	2.2	2.2	2.1	2.0	2.1	2.0	2.1	2.1	2.1	2.1	2.0
Avg. Stride Length [m]	7.4	7.9	7.8	7.3	7.7	7.8	7.5	7.8	7.8	7.6	7.5	7.2



- [] Ranking at each section and finish
- :-:- No data available at this section
- NA No data available

Horse/Jockey Name	SINHAMAN
Finish Rank	16
Fastest Section Time (Section)	0:11.07 (L2200)
Top Speed [km/h] (Section)	66.8 (L2200)
Race State	Finished



Ellerslie NZ - Professional

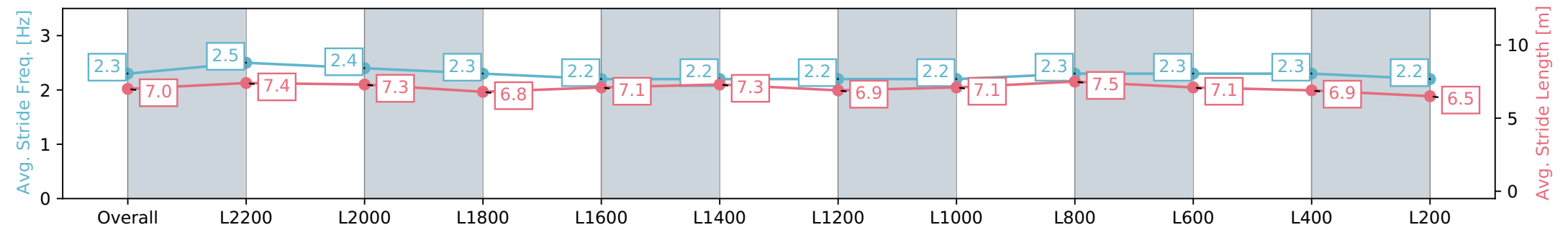
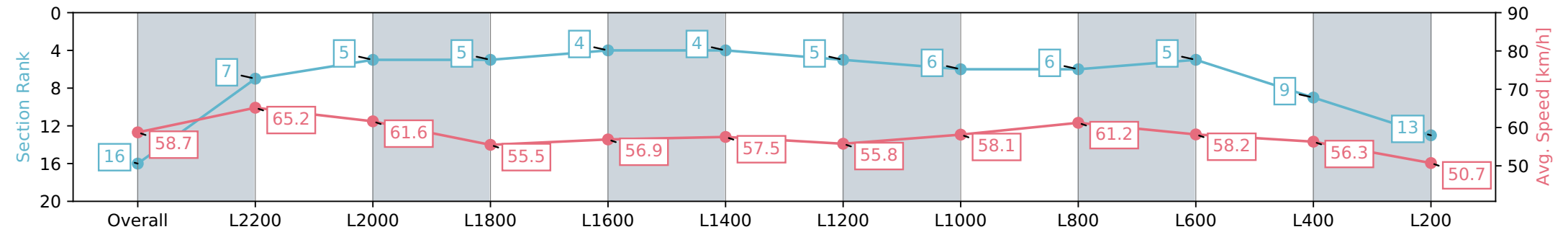
Race 9: TRACKSIDE NZ DERBY - 2400m

02 March 2024 - 5:18PM

Track Rating: Good 4, Weather: Fine, Rail Position: Out 2m From 1000m To 400m, Remainder True



Section	Overall	L2200	L2000	L1800	L1600	L1400	L1200	L1000	L800	L600	L400	L200
Section Times	2:30.80 [16] (0:12.27)	2:18.53 [7] (0:11.07)	2:07.46 [5] (0:11.68)	1:55.78 [5] (0:13.16)	1:42.62 [4] (0:12.87)	1:29.75 [4] (0:12.51)	1:17.24 [5] (0:13.00)	1:04.24 [6] (0:12.48)	0:51.76 [6] (0:11.93)	0:39.83 [5] (0:12.79)	0:27.04 [9] (0:12.83)	0:14.21 [13] (0:14.21)
Average Speed [km/h]	58.7	65.2	61.6	55.5	56.9	57.5	55.8	58.1	61.2	58.2	56.3	50.7
Top Speed [km/h]	64.8	66.8	64.0	58.8	58.9	59.5	57.2	59.5	62.4	60.1	57.6	53.9
Avg. Dist. to Rail [m]	16.3	4.7	0.8	2.2	2.6	0.9	2.3	2.3	2.9	5.7	6.3	6.3
Avg. Stride Freq. [Hz]	2.3	2.5	2.4	2.3	2.2	2.2	2.2	2.2	2.3	2.3	2.3	2.2
Avg. Stride Length [m]	7.0	7.4	7.3	6.8	7.1	7.3	6.9	7.1	7.5	7.1	6.9	6.5



- [] Ranking at each section and finish
- :-:- No data available at this section
- NA No data available

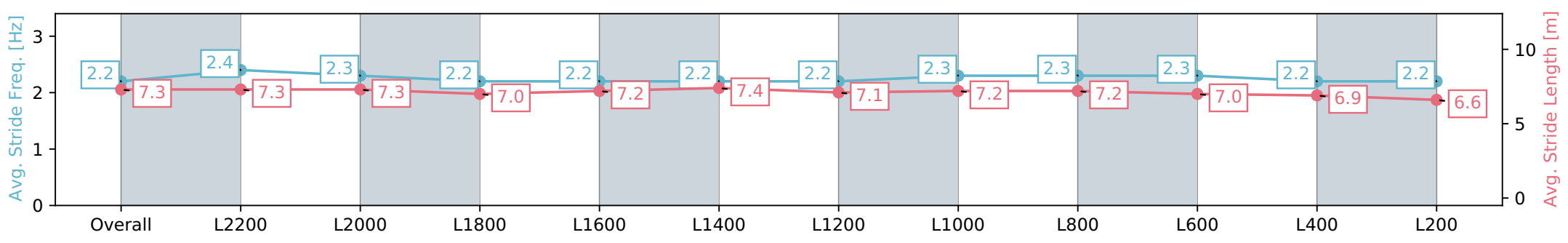
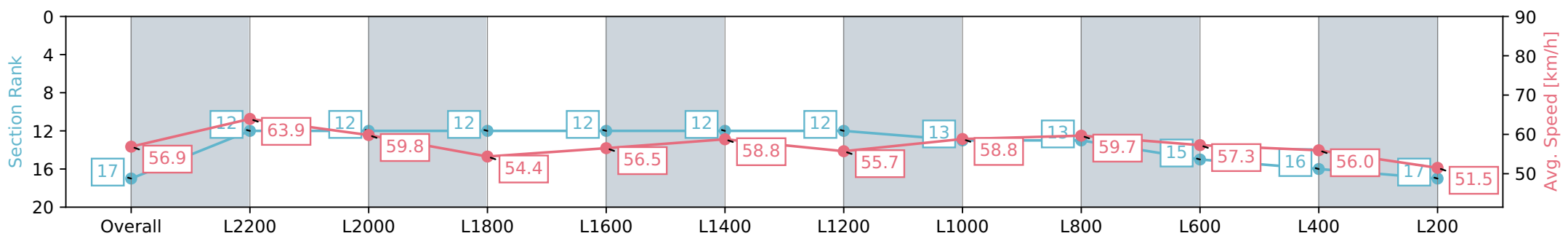
Horse/Jockey Name	ANAROA
Finish Rank	17
Fastest Section Time (Section)	0:11.28 (L2200)
Top Speed [km/h] (Section)	65.4 (L2200)
Race State	Finished



Ellerslie NZ - Professional
 Race 9: TRACKSIDE NZ DERBY - 2400m
 02 March 2024 - 5:18PM
 Track Rating: Good 4, Weather: Fine, Rail Position: Out 2m From 1000m To 400m, Remainder True



Section	Overall	L2200	L2000	L1800	L1600	L1400	L1200	L1000	L800	L600	L400	L200
Section Times	2:31.40 [17] (0:12.68)	2:18.72 [12] (0:11.28)	2:07.44 [12] (0:12.02)	1:55.42 [12] (0:13.28)	1:42.14 [12] (0:12.86)	1:29.28 [12] (0:12.26)	1:17.02 [12] (0:12.96)	1:04.06 [13] (0:12.31)	0:51.75 [13] (0:12.16)	0:39.59 [15] (0:12.73)	0:26.86 [16] (0:12.79)	0:14.07 [17] (0:14.07)
Average Speed [km/h]	56.9	63.9	59.8	54.4	56.5	58.8	55.7	58.8	59.7	57.3	56.0	51.5
Top Speed [km/h]	62.8	65.4	61.7	56.8	59.2	59.3	58.1	59.9	60.3	59.5	57.5	57.3
Avg. Dist. to Rail [m]	6.6	2.1	1.0	0.9	1.4	0.1	1.3	1.2	1.6	2.2	0.4	2.7
Avg. Stride Freq. [Hz]	2.2	2.4	2.3	2.2	2.2	2.2	2.2	2.3	2.3	2.3	2.2	2.2
Avg. Stride Length [m]	7.3	7.3	7.3	7.0	7.2	7.4	7.1	7.2	7.2	7.0	6.9	6.6



Report Created: Sat 02 March 2024 15:40:08 GMT+11 (Note: Timing is based on positional data)

- [] Ranking at each section and finish
- :-:- No data available at this section
- NA No data available

