

Track Rating: Good 4, Weather: Fine, Rail Position: Out 2m From 1000m To 400m,
Remainder True

Section													Overall	L1400	L1200	L1000	L800	L600		
Field Times													1:28.34	1:20.51	1:09.70	0:58.70	0:47.43	0:35.70		
													(0:07.83)	(0:10.81)	(0:11.00)	(0:11.27)	(0:11.73)	(0:12.10)		
Position	#	Horse/Jockey	Barrier	Top Speed [km/h]	Fastest Section	First 400m												Distance Travelled From Winner [m]		
1	11	JAARFFI	4	66.6	0:08.34	0:25.11	1:28.34	1:20.00 [11]	1:08.79 [9]	0:57.48 [8]	0:46.06 [8]	0:34.44 [8]								
		Masahiro Hashizume		200-0	1400-1200		(0:08.34)	(0:11.21)	(0:11.31)	(0:11.42)	(0:11.62)	(0:11.67)								
2	3	TOWN CRYER	5	66.9	0:07.82	0:24.26	1:28.51	1:20.69 [1]	1:09.71 [2]	0:58.47 [2]	0:46.99 [2]	0:35.37 [2]						-2		
		Craig Grylls		1200-1000	1400-1200		(0:07.82)	(0:10.98)	(0:11.24)	(0:11.48)	(0:11.62)	(0:11.89)								
3	6	POUR THE WINE	6	66.4	0:08.07	0:24.81	1:28.52	1:20.45 [6]	1:09.29 [5]	0:57.89 [5]	0:46.47 [5]	0:34.87 [5]						+3		
		Warren Kennedy		200-0	1400-1200		(0:08.07)	(0:11.16)	(0:11.40)	(0:11.42)	(0:11.60)	(0:11.79)								
4	8	LINGJUN XIONGFENG	12	66.8	0:08.23	0:25.59	1:28.70	1:20.47 [10]	1:08.73 [12]	0:57.40 [12]	0:46.26 [10]	0:34.75 [9]						+1		
		Kelly Myers		200-0	1400-1200		(0:08.23)	(0:11.74)	(0:11.33)	(0:11.14)	(0:11.51)	(0:11.88)								
5	2	RIODINI	9	65.8	0:08.22	0:25.37	1:29.08	1:20.86 [9]	1:09.28 [10]	0:57.87 [10]	0:46.42 [12]	0:34.81 [12]						-2		
		Michael McNab		200-0	1400-1200		(0:08.22)	(0:11.57)	(0:11.41)	(0:11.45)	(0:11.61)	(0:11.63)								
6	9	CHATTAHOOCHEE	10	65.5	0:07.94	0:24.73	1:29.26	1:21.32 [3]	1:10.14 [4]	0:58.81 [4]	0:47.41 [4]	0:35.79 [4]						-10		
		James Doyle		1000-800	1400-1200		(0:07.94)	(0:11.18)	(0:11.33)	(0:11.40)	(0:11.62)	(0:11.87)								
7	10	NOVAK	1	65.1	0:08.03	0:24.94	1:29.42	1:21.39 [5]	1:10.09 [6]	0:58.69 [7]	0:47.26 [6]	0:35.61 [7]						-5		
		Sam Weatherley		1000-800	1400-1200		(0:08.03)	(0:11.30)	(0:11.40)	(0:11.43)	(0:11.65)	(0:11.78)								
8	12	BELLA LUCE	8	65.6	0:08.15	0:24.92	1:29.48	1:21.33 [7]	1:10.06 [7]	0:58.76 [6]	0:47.31 [7]	0:35.68 [6]						+2		
		Kazuya Asano		1000-800	1400-1200		(0:08.15)	(0:11.27)	(0:11.30)	(0:11.45)	(0:11.63)	(0:11.93)								
9	4	SERGIO	3	68.8	0:07.92	0:23.99	1:29.74	1:21.82 [2]	1:11.10 [1]	1:00.10 [1]	0:48.83 [1]	0:37.10 [1]						-6		
		Lynsey Satherley		1200-1000	1400-1200		(0:07.92)	(0:10.72)	(0:11.00)	(0:11.27)	(0:11.73)	(0:12.10)								
10	7	SUGAH SWEET	7	65.6	0:08.41	0:25.53	1:29.76	1:21.35 [12]	1:09.83 [11]	0:58.46 [11]	0:47.11 [11]	0:35.50 [11]						-6		
		Matthew Cameron		1000-800	1400-1200		(0:08.41)	(0:11.52)	(0:11.37)	(0:11.35)	(0:11.61)	(0:11.82)								

Track Rating: Good 4, Weather: Fine, Rail Position: Out 2m From 1000m To 400m,
Remainder True

Section													Overall		L1400	L1200	L1000	L800	L600		
Field Times													1:28.34	1:20.51	1:09.70	0:58.70	0:47.43	0:35.70			
													(0:07.83)	(0:10.81)	(0:11.00)	(0:11.27)	(0:11.73)	(0:12.10)			
Position	#	Horse/Jockey	Barrier	Top Speed [km/h]	Fastest Section	First 400m												Distance Travelled From Winner [m]			
11	5	HARLECH	13	66.3	0:07.97	0:24.55	1:29.79	1:21.82 [4]	1:10.79 [3]	0:59.51 [3]	0:48.06 [3]	0:36.37 [3]					+0				
		Bill Jacobson		1200-1000	1400-1200		(0:07.97)	(0:11.03)	(0:11.28)	(0:11.45)	(0:11.69)	(0:11.90)									
12	1	GINO SEVERINI	2	66.1	0:08.21	0:25.14	1:30.30	1:22.09 [8]	1:10.81 [8]	0:59.41 [9]	0:47.94 [9]	0:36.31 [10]					-6				
		Owen Bosson		1200-1000	1400-1200		(0:08.21)	(0:11.28)	(0:11.40)	(0:11.47)	(0:11.63)	(0:11.85)									

Track Rating: Good 4, Weather: Fine, Rail Position: Out 2m From 1000m To 400m,
Remainder True

Section Field Times				L400	L200								
				0:23.60	0:11.84								
				(0:11.76)	(0:11.84)								
Position	#	Horse/Jockey	Barrier	Top Speed [km/h]	Fastest Section	First 400m			Margin				Distance Travelled From Winner [m]
1	11	JAARFFI	4	66.6	0:08.34	0:25.11	0:22.77 [6]	0:11.72 [3]	1:28.34				
		Masahiro Hashizume		200-0	1400-1200		(0:11.05)	(0:11.72)					
2	3	TOWN CRYER	5	66.9	0:07.82	0:24.26	0:23.48 [2]	0:12.01 [2]	1.0L				-2
		Craig Grylls		1200-1000	1400-1200		(0:11.47)	(0:12.01)					
3	6	POUR THE WINE	6	66.4	0:08.07	0:24.81	0:23.08 [5]	0:12.03 [1]	1.0L				+3
		Warren Kennedy		200-0	1400-1200		(0:11.05)	(0:12.03)					
4	8	LINGJUN XIONGFENG	12	66.8	0:08.23	0:25.59	0:22.87 [9]	0:11.82 [6]	2.0L				+1
		Kelly Myers		200-0	1400-1200		(0:11.05)	(0:11.82)					
5	2	RIODINI	9	65.8	0:08.22	0:25.37	0:23.18 [11]	0:12.00 [9]	4.3L				-2
		Michael McNab		200-0	1400-1200		(0:11.18)	(0:12.00)					
6	9	CHATTAHOOCHEE	10	65.5	0:07.94	0:24.73	0:23.92 [4]	0:12.43 [4]	5.3L				-10
		James Doyle		1000-800	1400-1200		(0:11.49)	(0:12.43)					
7	10	NOVAK	1	65.1	0:08.03	0:24.94	0:23.83 [7]	0:12.38 [8]	6.0L				-5
		Sam Weatherley		1000-800	1400-1200		(0:11.45)	(0:12.38)					
8	12	BELLA LUCE	8	65.6	0:08.15	0:24.92	0:23.75 [8]	0:12.27 [10]	6.5L				+2
		Kazuya Asano		1000-800	1400-1200		(0:11.48)	(0:12.27)					
9	4	SERGIO	3	68.8	0:07.92	0:23.99	0:25.00 [1]	0:12.88 [5]	7.7L				-6
		Lynsey Satherley		1200-1000	1400-1200		(0:12.12)	(0:12.88)					
10	7	SUGAH SWEET	7	65.6	0:08.41	0:25.53	0:23.68 [12]	0:12.31 [12]	7.9L				-6
		Matthew Cameron		1000-800	1400-1200		(0:11.37)	(0:12.31)					

Track Rating: Good 4, Weather: Fine, Rail Position: Out 2m From 1000m To 400m,
Remainder True

Section												L400	L200		
Field Times												0:23.60	0:11.84		
												(0:11.76)	(0:11.84)		
Position	#	Horse/Jockey	Barrier	Top Speed [km/h]	Fastest Section	First 400m				Margin					Distance Travelled From Winner [m]
11	5	HARLECH	13	66.3	0:07.97	0:24.55	0:24.47 [3]	0:12.80 [7]	8.0L						+0
		Bill Jacobson		1200-1000	1400-1200		(0:11.67)	(0:12.80)							
12	1	GINO SEVERINI	2	66.1	0:08.21	0:25.14	0:24.46 [10]	0:12.95 [11]	10.9L						-6
		Owen Bosson		1200-1000	1400-1200		(0:11.51)	(0:12.95)							

Horse/Jockey Name	JAARFFI
Finish Rank	1
Fastest Section Time (Section)	0:08.34 (Overall)
Top Speed [km/h] (Section)	66.6 (L400)
Race State	Finished



Ellerslie NZ - Professional

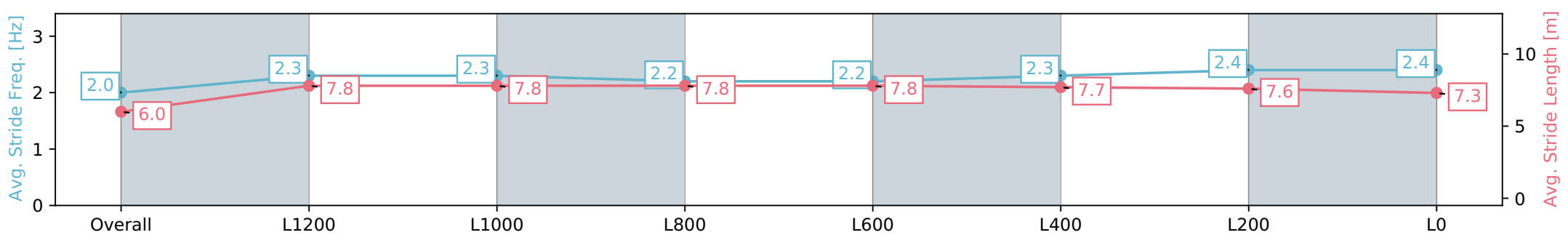
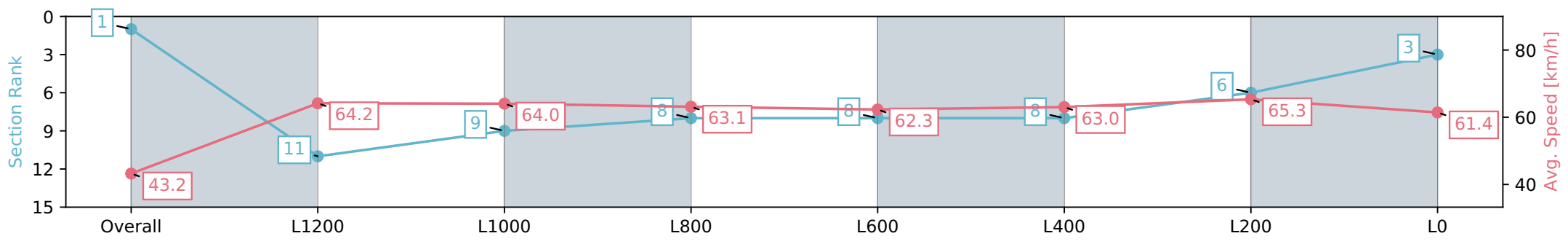
Race 8: RANGITOTO CLASSIC - 1500m

02 March 2024 - 4:40PM



Track Rating: Good 4, Weather: Fine, Rail Position: Out 2m From 1000m To 400m, Remainder True

Section	Overall	L1200	L1000	L800	L600	L400	L200	L0
Section Times	1:28.34 [1] (0:08.34)	1:20.00 [11] (0:11.21)	1:08.79 [9] (0:11.31)	0:57.48 [8] (0:11.42)	0:46.06 [8] (0:11.62)	0:34.44 [8] (0:11.67)	0:22.77 [6] (0:11.05)	0:11.72 [3] (0:11.72)
Average Speed [km/h]	43.2	64.2	64.0	63.1	62.3	63.0	65.3	61.4
Top Speed [km/h]	61.4	66.0	65.6	63.9	63.6	64.6	66.6	64.6
Avg. Dist. to Rail [m]	3.9	1.0	1.4	0.6	1.2	3.6	6.0	7.1
Avg. Stride Freq. [Hz]	2.0	2.3	2.3	2.2	2.2	2.3	2.4	2.4
Avg. Stride Length [m]	6.0	7.8	7.8	7.8	7.8	7.7	7.6	7.3



- [] Ranking at each section and finish
- :-:- No data available at this section
- NA No data available

Horse/Jockey Name	TOWN CRYER
Finish Rank	2
Fastest Section Time (Section)	0:07.82 (Overall)
Top Speed [km/h] (Section)	66.9 (L1400)
Race State	Finished



Ellerslie NZ - Professional

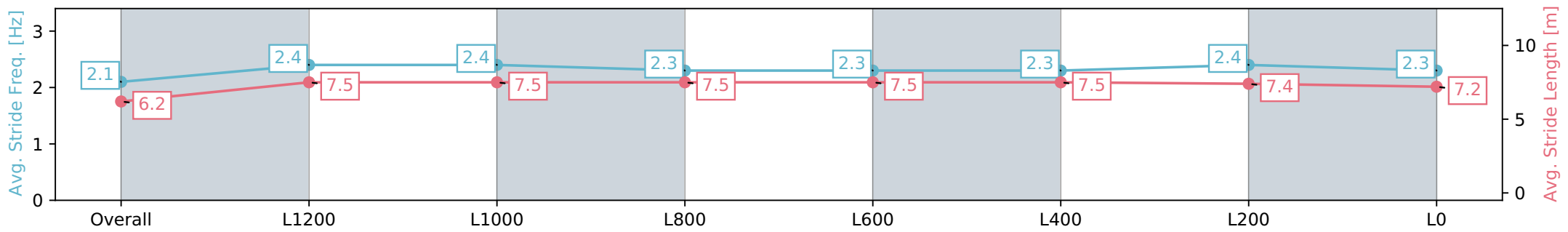
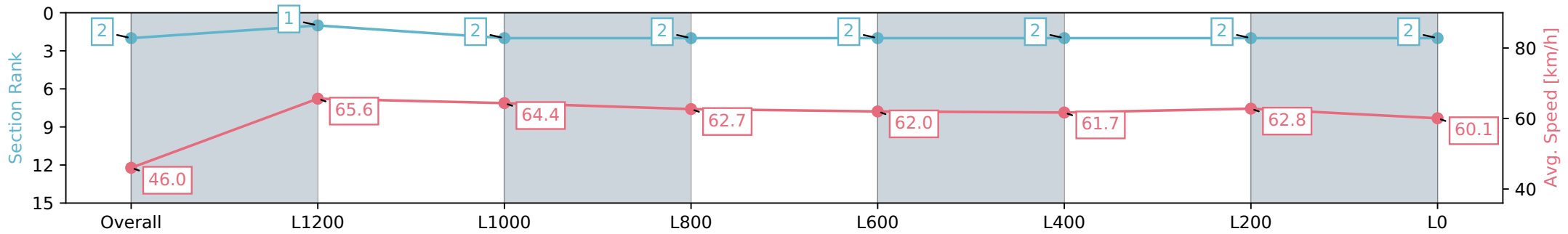
Race 8: RANGITOTO CLASSIC - 1500m

02 March 2024 - 4:40PM



Track Rating: Good 4, Weather: Fine, Rail Position: Out 2m From 1000m To 400m, Remainder True

Section	Overall	L1200	L1000	L800	L600	L400	L200	L0
Section Times	1:28.51 [2] (0:07.82)	1:20.69 [1] (0:10.98)	1:09.71 [2] (0:11.24)	0:58.47 [2] (0:11.48)	0:46.99 [2] (0:11.62)	0:35.37 [2] (0:11.89)	0:23.48 [2] (0:11.47)	0:12.01 [2] (0:12.01)
Average Speed [km/h]	46.0	65.6	64.4	62.7	62.0	61.7	62.8	60.1
Top Speed [km/h]	62.0	66.9	66.9	63.7	63.2	62.8	63.6	62.8
Avg. Dist. to Rail [m]	4.1	1.0	1.3	0.4	0.4	2.8	2.4	0.9
Avg. Stride Freq. [Hz]	2.1	2.4	2.4	2.3	2.3	2.3	2.4	2.3
Avg. Stride Length [m]	6.2	7.5	7.5	7.5	7.5	7.5	7.4	7.2



- [] Ranking at each section and finish
- :-:- No data available at this section
- NA No data available

Horse/Jockey Name	POUR THE WINE
Finish Rank	3
Fastest Section Time (Section)	0:08.07 (Overall)
Top Speed [km/h] (Section)	66.4 (L400)
Race State	Finished



Ellerslie NZ - Professional

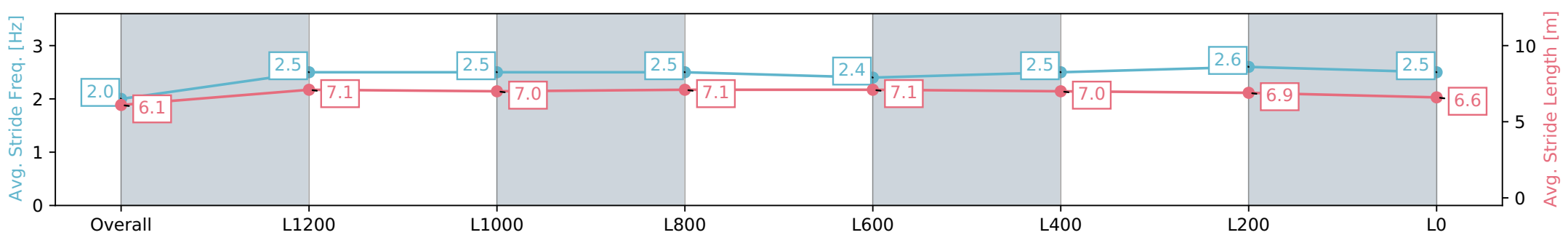
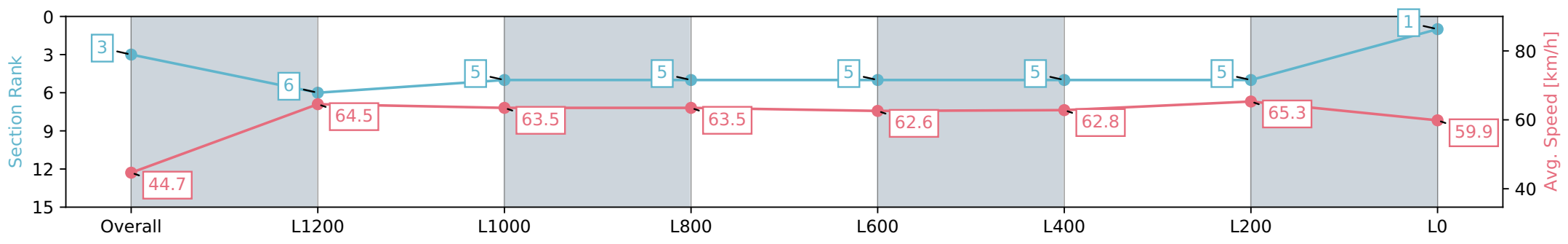
Race 8: RANGITOTO CLASSIC - 1500m

02 March 2024 - 4:40PM



Track Rating: Good 4, Weather: Fine, Rail Position: Out 2m From 1000m To 400m, Remainder True

Section	Overall	L1200	L1000	L800	L600	L400	L200	L0
Section Times	1:28.52 [3] (0:08.07)	1:20.45 [6] (0:11.16)	1:09.29 [5] (0:11.40)	0:57.89 [5] (0:11.42)	0:46.47 [5] (0:11.60)	0:34.87 [5] (0:11.79)	0:23.08 [5] (0:11.05)	0:12.03 [1] (0:12.03)
Average Speed [km/h]	44.7	64.5	63.5	63.5	62.6	62.8	65.3	59.9
Top Speed [km/h]	61.2	65.6	64.9	64.2	64.0	66.3	66.4	63.1
Avg. Dist. to Rail [m]	5.2	0.9	1.6	1.9	1.8	4.7	5.1	5.4
Avg. Stride Freq. [Hz]	2.0	2.5	2.5	2.5	2.4	2.5	2.6	2.5
Avg. Stride Length [m]	6.1	7.1	7.0	7.1	7.1	7.0	6.9	6.6



- [] Ranking at each section and finish
- :-:- No data available at this section
- NA No data available

Horse/Jockey Name	LINGJUN XIONGFENG
Finish Rank	4
Fastest Section Time (Section)	0:08.23 (Overall)
Top Speed [km/h] (Section)	66.8 (L400)
Race State	Finished



Ellerslie NZ - Professional

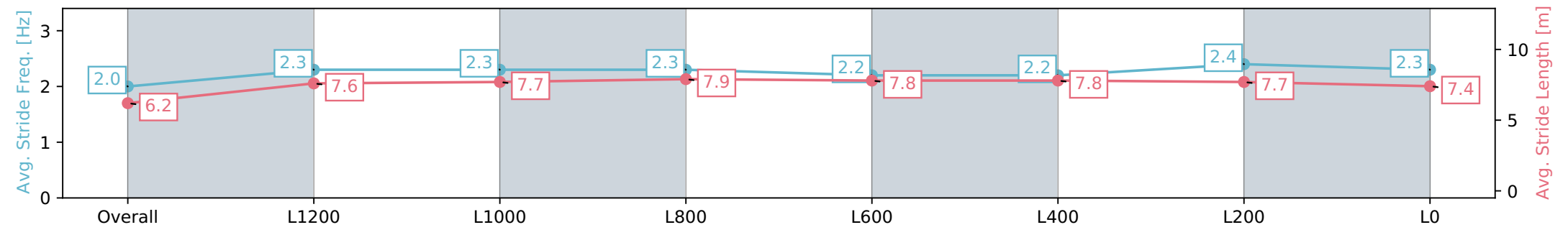
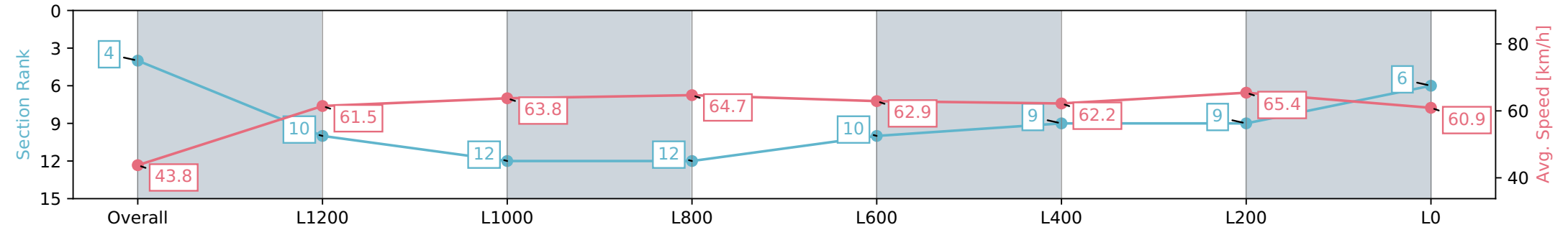
Race 8: RANGITOTO CLASSIC - 1500m

02 March 2024 - 4:40PM



Track Rating: Good 4, Weather: Fine, Rail Position: Out 2m From 1000m To 400m, Remainder True

Section	Overall	L1200	L1000	L800	L600	L400	L200	L0
Section Times	1:28.70 [4] (0:08.23)	1:20.47 [10] (0:11.74)	1:08.73 [12] (0:11.33)	0:57.40 [12] (0:11.14)	0:46.26 [10] (0:11.51)	0:34.75 [9] (0:11.88)	0:22.87 [9] (0:11.05)	0:11.82 [6] (0:11.82)
Average Speed [km/h]	43.8	61.5	63.8	64.7	62.9	62.2	65.4	60.9
Top Speed [km/h]	59.0	64.2	65.8	65.7	63.8	65.0	66.8	64.3
Avg. Dist. to Rail [m]	10.1	3.2	2.1	0.5	1.1	4.2	7.5	8.6
Avg. Stride Freq. [Hz]	2.0	2.3	2.3	2.3	2.2	2.2	2.4	2.3
Avg. Stride Length [m]	6.2	7.6	7.7	7.9	7.8	7.8	7.7	7.4



- [] Ranking at each section and finish
- :-:- No data available at this section
- NA No data available

Horse/Jockey Name	RIODINI
Finish Rank	5
Fastest Section Time (Section)	0:08.22 (Overall)
Top Speed [km/h] (Section)	65.8 (L400)
Race State	Finished



Ellerslie NZ - Professional

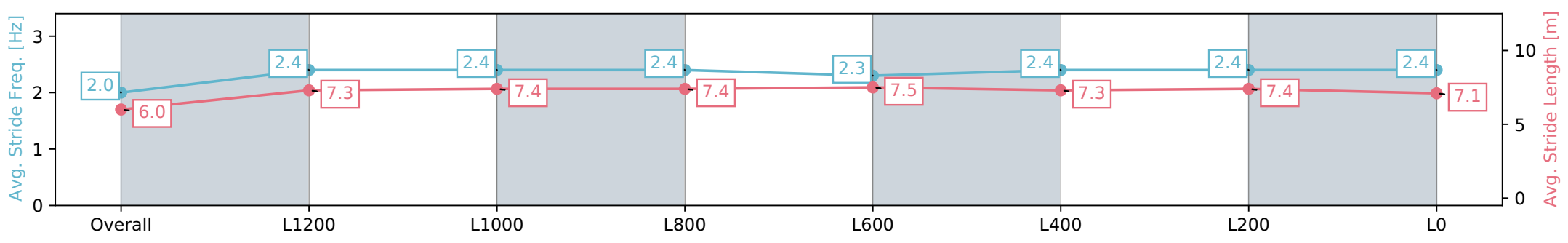
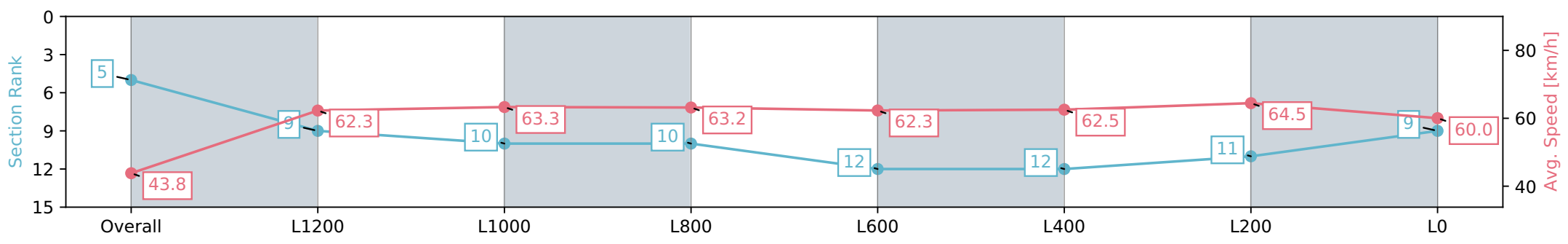
Race 8: RANGITOTO CLASSIC - 1500m

02 March 2024 - 4:40PM



Track Rating: Good 4, Weather: Fine, Rail Position: Out 2m From 1000m To 400m, Remainder True

Section	Overall	L1200	L1000	L800	L600	L400	L200	L0
Section Times	1:29.08 [5] (0:08.22)	1:20.86 [9] (0:11.57)	1:09.28 [10] (0:11.41)	0:57.87 [10] (0:11.45)	0:46.42 [12] (0:11.61)	0:34.81 [12] (0:11.63)	0:23.18 [11] (0:11.18)	0:12.00 [9] (0:12.00)
Average Speed [km/h]	43.8	62.3	63.3	63.2	62.3	62.5	64.5	60.0
Top Speed [km/h]	59.5	64.6	65.2	64.7	64.4	64.6	65.8	62.9
Avg. Dist. to Rail [m]	7.8	2.1	1.4	1.3	1.0	1.8	3.5	5.8
Avg. Stride Freq. [Hz]	2.0	2.4	2.4	2.4	2.3	2.4	2.4	2.4
Avg. Stride Length [m]	6.0	7.3	7.4	7.4	7.5	7.3	7.4	7.1



- [] Ranking at each section and finish
- :-:- No data available at this section
- NA No data available

Horse/Jockey Name	CHATTAHOOCHEE
Finish Rank	6
Fastest Section Time (Section)	0:07.94 (Overall)
Top Speed [km/h] (Section)	65.5 (L1200)
Race State	Finished



Ellerslie NZ - Professional

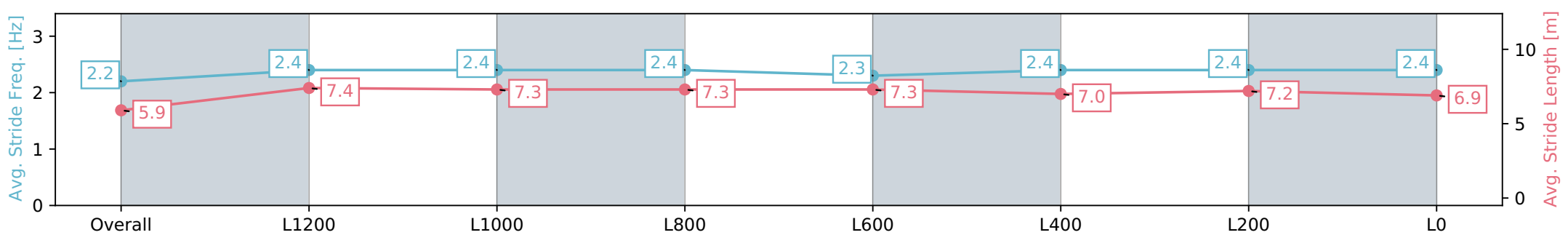
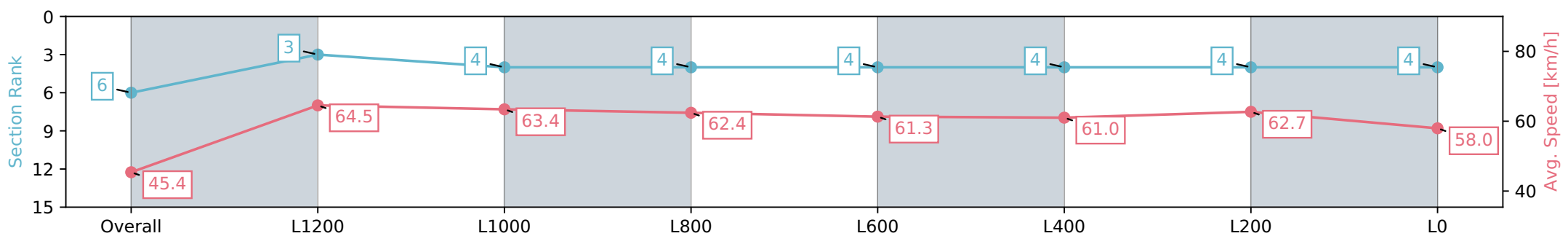
Race 8: RANGITOTO CLASSIC - 1500m

02 March 2024 - 4:40PM



Track Rating: Good 4, Weather: Fine, Rail Position: Out 2m From 1000m To 400m, Remainder True

Section	Overall	L1200	L1000	L800	L600	L400	L200	L0
Section Times	1:29.26 [6] (0:07.94)	1:21.32 [3] (0:11.18)	1:10.14 [4] (0:11.33)	0:58.81 [4] (0:11.40)	0:47.41 [4] (0:11.62)	0:35.79 [4] (0:11.87)	0:23.92 [4] (0:11.49)	0:12.43 [4] (0:12.43)
Average Speed [km/h]	45.4	64.5	63.4	62.4	61.3	61.0	62.7	58.0
Top Speed [km/h]	61.7	65.4	65.5	63.4	63.5	64.5	64.1	61.0
Avg. Dist. to Rail [m]	8.4	1.3	0.8	2.9	2.4	1.2	1.9	2.3
Avg. Stride Freq. [Hz]	2.2	2.4	2.4	2.4	2.3	2.4	2.4	2.4
Avg. Stride Length [m]	5.9	7.4	7.3	7.3	7.3	7.0	7.2	6.9



- [] Ranking at each section and finish
- :-:- No data available at this section
- NA No data available

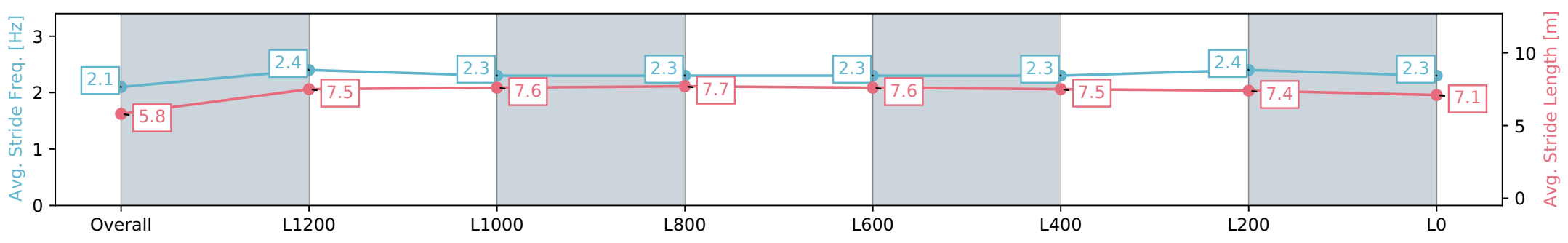
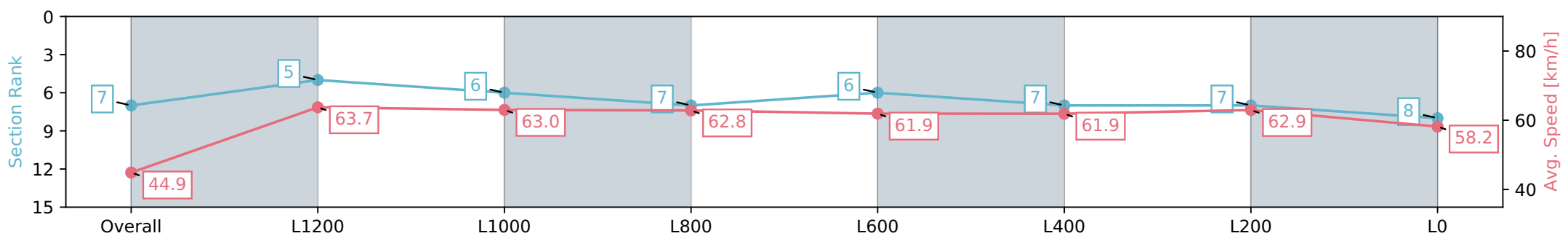
Horse/Jockey Name	NOVAK
Finish Rank	7
Fastest Section Time (Section)	0:08.03 (Overall)
Top Speed [km/h] (Section)	65.1 (L1200)
Race State	Finished



Ellerslie NZ - Professional
 Race 8: RANGITOTO CLASSIC - 1500m
 02 March 2024 - 4:40PM
 Track Rating: Good 4, Weather: Fine, Rail Position: Out 2m From 1000m To 400m, Remainder True



Section	Overall	L1200	L1000	L800	L600	L400	L200	L0
Section Times	1:29.42 [7] (0:08.03)	1:21.39 [5] (0:11.30)	1:10.09 [6] (0:11.40)	0:58.69 [7] (0:11.43)	0:47.26 [6] (0:11.65)	0:35.61 [7] (0:11.78)	0:23.83 [7] (0:11.45)	0:12.38 [8] (0:12.38)
Average Speed [km/h]	44.9	63.7	63.0	62.8	61.9	61.9	62.9	58.2
Top Speed [km/h]	59.6	65.1	65.1	63.4	63.9	63.3	63.8	61.2
Avg. Dist. to Rail [m]	1.1	0.4	0.4	0.8	0.3	2.1	3.2	4.1
Avg. Stride Freq. [Hz]	2.1	2.4	2.3	2.3	2.3	2.3	2.4	2.3
Avg. Stride Length [m]	5.8	7.5	7.6	7.7	7.6	7.5	7.4	7.1



Report Created: Sat 02 March 2024 15:02:19 GMT+11 (Note: Timing is based on positional data)

- [] Ranking at each section and finish
- :-:- No data available at this section
- NA No data available



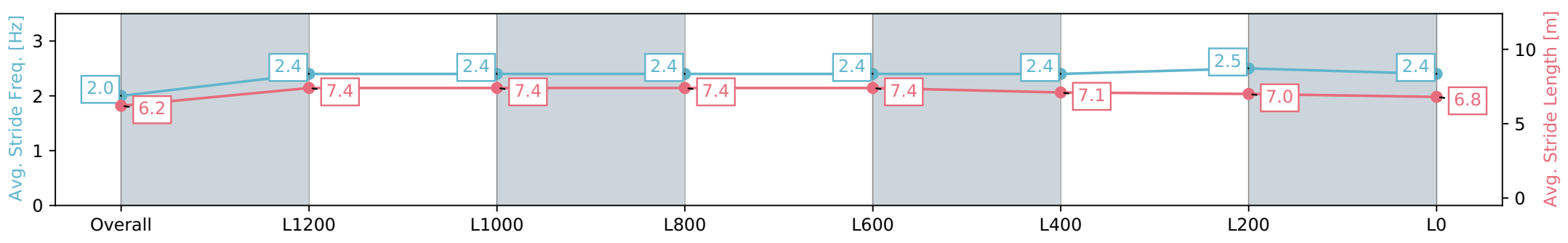
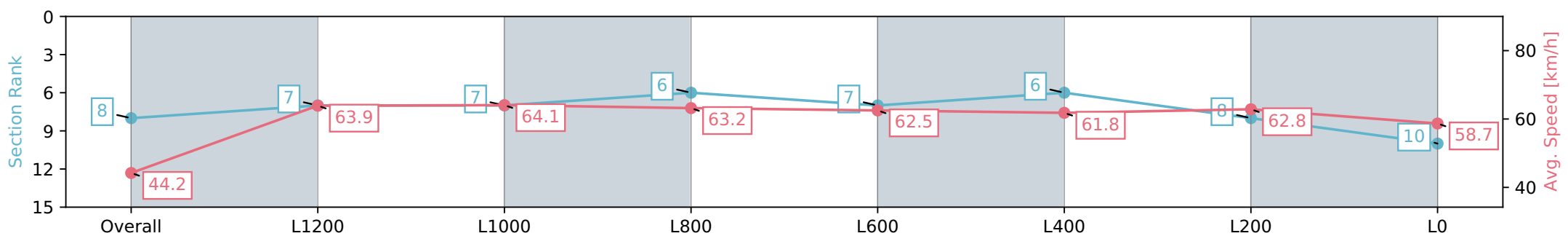
Horse/Jockey Name	BELLA LUCE
Finish Rank	8
Fastest Section Time (Section)	0:08.15 (Overall)
Top Speed [km/h] (Section)	65.6 (L1200)
Race State	Finished



Ellerslie NZ - Professional
 Race 8: RANGITOTO CLASSIC - 1500m
 02 March 2024 - 4:40PM
 Track Rating: Good 4, Weather: Fine, Rail Position: Out 2m From 1000m To 400m, Remainder True



Section	Overall	L1200	L1000	L800	L600	L400	L200	L0
Section Times	1:29.48 [8] (0:08.15)	1:21.33 [7] (0:11.27)	1:10.06 [7] (0:11.30)	0:58.76 [6] (0:11.45)	0:47.31 [7] (0:11.63)	0:35.68 [6] (0:11.93)	0:23.75 [8] (0:11.48)	0:12.27 [10] (0:12.27)
Average Speed [km/h]	44.2	63.9	64.1	63.2	62.5	61.8	62.8	58.7
Top Speed [km/h]	60.5	65.4	65.6	65.0	64.2	62.7	64.7	61.4
Avg. Dist. to Rail [m]	6.8	1.8	2.0	1.4	2.0	3.9	6.4	7.7
Avg. Stride Freq. [Hz]	2.0	2.4	2.4	2.4	2.4	2.4	2.5	2.4
Avg. Stride Length [m]	6.2	7.4	7.4	7.4	7.4	7.1	7.0	6.8



Report Created: Sat 02 March 2024 15:02:23 GMT+11 (Note: Timing is based on positional data)

- [] Ranking at each section and finish
- :-:- No data available at this section
- NA No data available



Horse/Jockey Name	SERGIO
Finish Rank	9
Fastest Section Time (Section)	0:07.92 (Overall)
Top Speed [km/h] (Section)	68.8 (L1400)
Race State	Finished



Ellerslie NZ - Professional

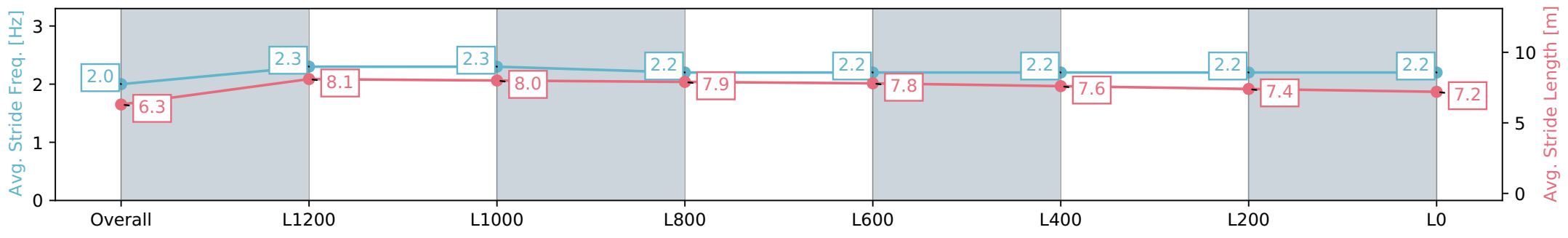
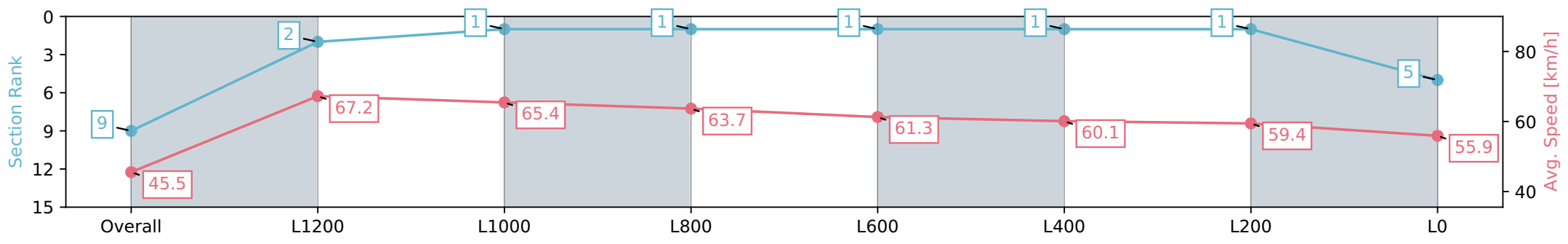
Race 8: RANGITOTO CLASSIC - 1500m

02 March 2024 - 4:40PM



Track Rating: Good 4, Weather: Fine, Rail Position: Out 2m From 1000m To 400m, Remainder True

Section	Overall	L1200	L1000	L800	L600	L400	L200	L0
Section Times	1:29.74 [9] (0:07.92)	1:21.82 [2] (0:10.72)	1:11.10 [1] (0:11.00)	1:00.10 [1] (0:11.27)	0:48.83 [1] (0:11.73)	0:37.10 [1] (0:12.10)	0:25.00 [1] (0:12.12)	0:12.88 [5] (0:12.88)
Average Speed [km/h]	45.5	67.2	65.4	63.7	61.3	60.1	59.4	55.9
Top Speed [km/h]	63.6	68.8	68.0	64.6	62.7	60.8	59.8	59.3
Avg. Dist. to Rail [m]	3.0	0.6	0.5	0.9	0.4	1.7	0.6	0.4
Avg. Stride Freq. [Hz]	2.0	2.3	2.3	2.2	2.2	2.2	2.2	2.2
Avg. Stride Length [m]	6.3	8.1	8.0	7.9	7.8	7.6	7.4	7.2



- [] Ranking at each section and finish
- :-:- No data available at this section
- NA No data available

Horse/Jockey Name	SUGAH SWEET
Finish Rank	10
Fastest Section Time (Section)	0:08.41 (Overall)
Top Speed [km/h] (Section)	65.6 (L1200)
Race State	Finished



Ellerslie NZ - Professional

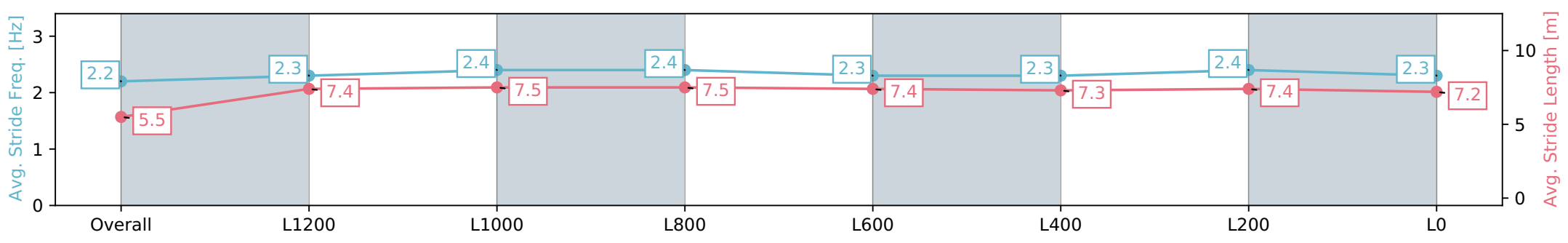
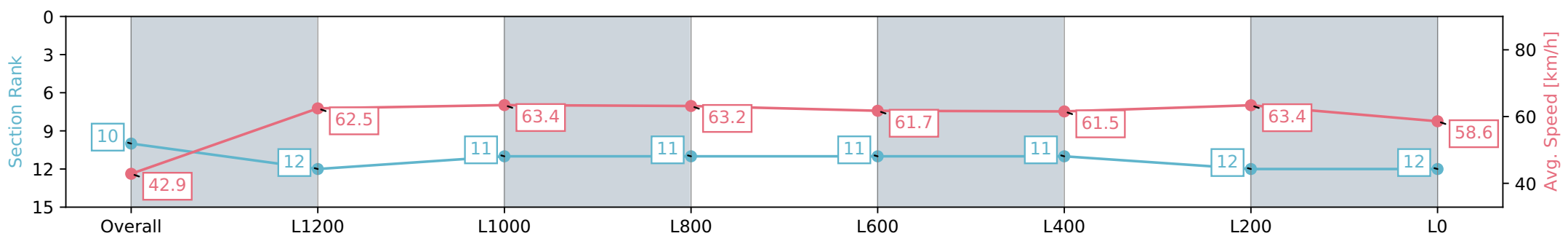
Race 8: RANGITOTO CLASSIC - 1500m

02 March 2024 - 4:40PM



Track Rating: Good 4, Weather: Fine, Rail Position: Out 2m From 1000m To 400m, Remainder True

Section	Overall	L1200	L1000	L800	L600	L400	L200	L0
Section Times	1:29.76 [10] (0:08.41)	1:21.35 [12] (0:11.52)	1:09.83 [11] (0:11.37)	0:58.46 [11] (0:11.35)	0:47.11 [11] (0:11.61)	0:35.50 [11] (0:11.82)	0:23.68 [12] (0:11.37)	0:12.31 [12] (0:12.31)
Average Speed [km/h]	42.9	62.5	63.4	63.2	61.7	61.5	63.4	58.6
Top Speed [km/h]	60.3	65.6	65.6	64.1	64.1	64.1	64.6	62.4
Avg. Dist. to Rail [m]	4.9	0.8	0.4	1.1	1.0	1.8	4.5	6.3
Avg. Stride Freq. [Hz]	2.2	2.3	2.4	2.4	2.3	2.3	2.4	2.3
Avg. Stride Length [m]	5.5	7.4	7.5	7.5	7.4	7.3	7.4	7.2



- [] Ranking at each section and finish
- :-:- No data available at this section
- NA No data available

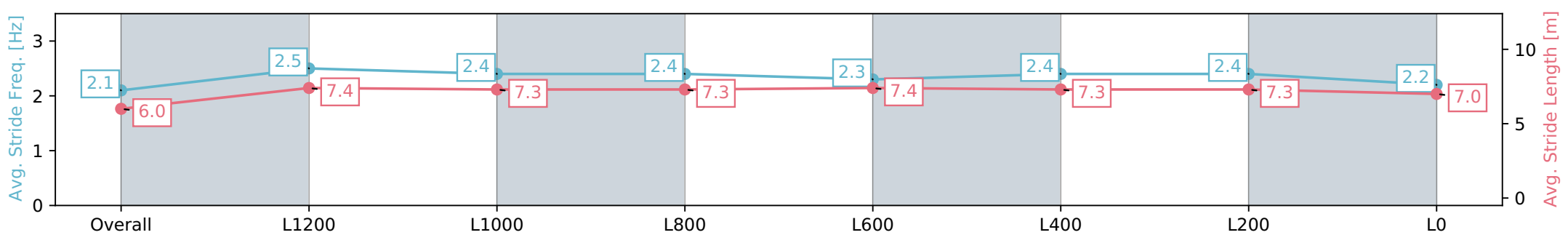
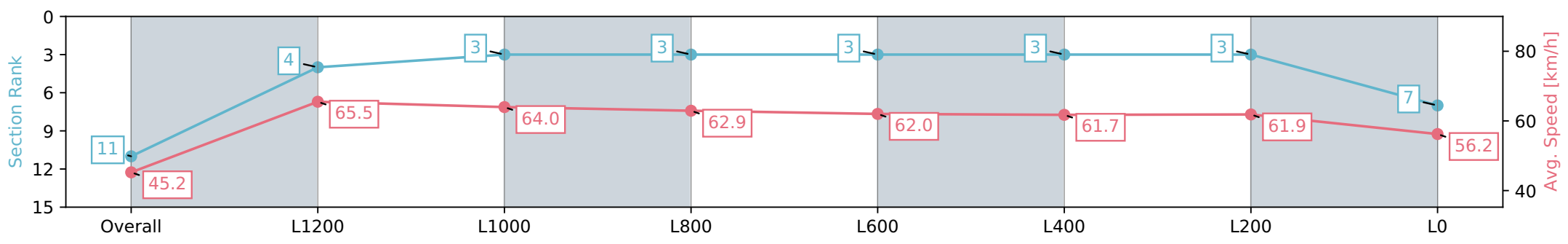
Horse/Jockey Name	HARLECH
Finish Rank	11
Fastest Section Time (Section)	0:07.97 (Overall)
Top Speed [km/h] (Section)	66.3 (L1400)
Race State	Finished



Ellerslie NZ - Professional
 Race 8: RANGITOTO CLASSIC - 1500m
 02 March 2024 - 4:40PM
 Track Rating: Good 4, Weather: Fine, Rail Position: Out 2m From 1000m To 400m, Remainder True



Section	Overall	L1200	L1000	L800	L600	L400	L200	L0
Section Times	1:29.79 [11] (0:07.97)	1:21.82 [4] (0:11.03)	1:10.79 [3] (0:11.28)	0:59.51 [3] (0:11.45)	0:48.06 [3] (0:11.69)	0:36.37 [3] (0:11.90)	0:24.47 [3] (0:11.67)	0:12.80 [7] (0:12.80)
Average Speed [km/h]	45.2	65.5	64.0	62.9	62.0	61.7	61.9	56.2
Top Speed [km/h]	63.2	66.3	66.2	64.6	62.9	62.9	63.2	60.2
Avg. Dist. to Rail [m]	11.8	3.0	1.3	0.2	1.5	3.4	3.8	4.9
Avg. Stride Freq. [Hz]	2.1	2.5	2.4	2.4	2.3	2.4	2.4	2.2
Avg. Stride Length [m]	6.0	7.4	7.3	7.3	7.4	7.3	7.3	7.0



- [] Ranking at each section and finish
- :-:- No data available at this section
- NA No data available

Horse/Jockey Name	GINO SEVERINI
Finish Rank	12
Fastest Section Time (Section)	0:08.21 (Overall)
Top Speed [km/h] (Section)	66.1 (L1400)
Race State	Finished



Ellerslie NZ - Professional

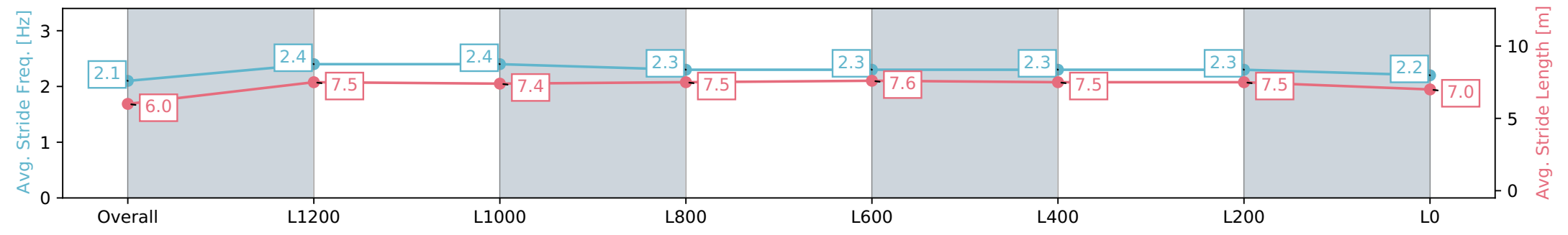
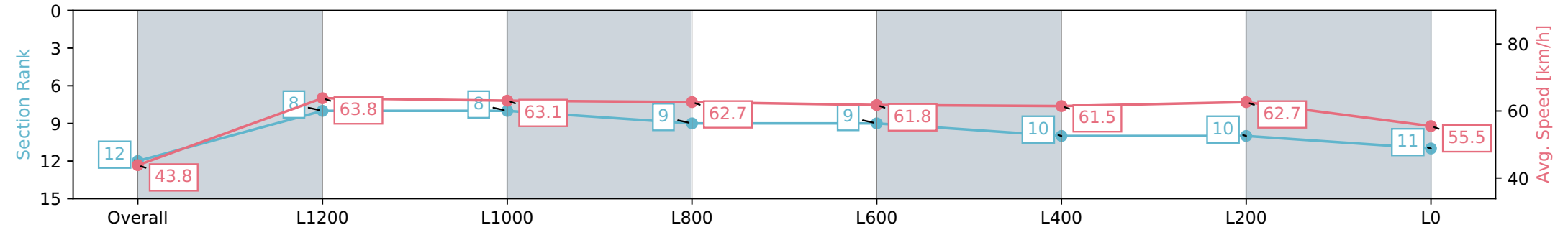
Race 8: RANGITOTO CLASSIC - 1500m

02 March 2024 - 4:40PM



Track Rating: Good 4, Weather: Fine, Rail Position: Out 2m From 1000m To 400m, Remainder True

Section	Overall	L1200	L1000	L800	L600	L400	L200	L0
Section Times	1:30.30 [12] (0:08.21)	1:22.09 [8] (0:11.28)	1:10.81 [8] (0:11.40)	0:59.41 [9] (0:11.47)	0:47.94 [9] (0:11.63)	0:36.31 [10] (0:11.85)	0:24.46 [10] (0:11.51)	0:12.95 [11] (0:12.95)
Average Speed [km/h]	43.8	63.8	63.1	62.7	61.8	61.5	62.7	55.5
Top Speed [km/h]	60.0	66.1	65.3	63.4	62.9	63.3	64.0	60.5
Avg. Dist. to Rail [m]	1.8	0.4	0.2	0.9	0.5	1.9	1.9	4.4
Avg. Stride Freq. [Hz]	2.1	2.4	2.4	2.3	2.3	2.3	2.3	2.2
Avg. Stride Length [m]	6.0	7.5	7.4	7.5	7.6	7.5	7.5	7.0



- [] Ranking at each section and finish
- :-:- No data available at this section
- NA No data available