

Track Rating: Good 4, Weather: Fine, Rail Position: Out 2m From 1000m To 400m,
Remainder True

Section													Overall	L1200	L1000	L800	L600	L400		
Field Times													1:23.96 (0:13.20)	1:10.76 (0:11.37)	0:59.39 (0:12.25)	0:47.13 (0:12.35)	0:34.78 (0:11.78)	0:23.00 (0:11.21)		
Position	#	Horse/Jockey	Barrier	Top Speed [km/h]	Fastest Section	First 400m											Distance Travelled From Winner [m]			
1	9	CERTAINLY Owen Bosson	5	66.1 400-200	0:11.01 400-200	0:25.31	1:23.96 (0:13.72)	1:10.24 [6] (0:11.59)	0:58.65 [7] (0:12.04)	0:46.61 [6] (0:12.24)	0:34.37 [5] (0:11.80)	0:22.57 [7] (0:11.01)								
2	13	MOET DOWN Sam Weatherley	13	67.2 1200-1000	0:11.14 400-200	0:25.22	1:24.01 (0:13.79)	1:10.22 [8] (0:11.43)	0:58.79 [6] (0:12.00)	0:46.79 [4] (0:12.14)	0:34.65 [3] (0:11.66)	0:22.99 [3] (0:11.14)				+7				
3	12	IRISH LEGACY Ryan Elliot	8	66.5 400-200	0:11.13 400-200	0:25.63	1:24.18 (0:14.00)	1:10.18 [11] (0:11.63)	0:58.55 [10] (0:12.07)	0:46.48 [10] (0:12.23)	0:34.25 [12] (0:11.60)	0:22.65 [10] (0:11.13)				-3				
4	11	FOXGLOVE Masahiro Hashizume	6	67.2 400-200	0:11.00 400-200	0:25.44	1:24.22 (0:13.74)	1:10.48 [7] (0:11.70)	0:58.78 [8] (0:12.15)	0:46.63 [8] (0:12.26)	0:34.37 [11] (0:11.82)	0:22.55 [12] (0:11.00)				+6				
5	7	ETHEREAL STAR Michael McNab	1	65.5 1400-1200	0:11.19 400-200	0:25.09	1:24.26 (0:13.44)	1:10.82 [4] (0:11.65)	0:59.17 [4] (0:12.02)	0:47.15 [3] (0:12.28)	0:34.86 [4] (0:11.79)	0:23.07 [4] (0:11.19)				-1				
6	10	TOSSUFORIT Craig Grylls	4	66.1 400-200	0:11.08 400-200	0:25.01	1:24.42 (0:13.38)	1:11.04 [3] (0:11.63)	0:59.41 [3] (0:12.28)	0:47.13 [5] (0:12.35)	0:34.78 [7] (0:11.73)	0:23.05 [6] (0:11.08)				+4				
7	3	TALISKER Matthew Cameron	10	68.0 1400-1200	0:11.32 1200-1000	0:24.56	1:24.43 (0:13.25)	1:11.18 [2] (0:11.32)	0:59.86 [1] (0:12.25)	0:47.61 [1] (0:12.35)	0:35.26 [1] (0:11.81)	0:23.45 [2] (0:11.39)				+0				
8	8	GLAMOUR TYCOON Warren Kennedy	7	66.0 600-400	0:11.20 400-200	0:25.66	1:24.60 (0:13.99)	1:10.61 [10] (0:11.67)	0:58.94 [11] (0:12.11)	0:46.83 [12] (0:11.95)	0:34.88 [9] (0:11.69)	0:23.19 [8] (0:11.20)				+7				
9	2	PERICLES Bill Jacobson	2	65.0 400-200	0:11.27 400-200	0:25.15	1:24.62 (0:13.51)	1:11.11 [5] (0:11.64)	0:59.47 [5] (0:12.22)	0:47.25 [7] (0:12.28)	0:34.97 [8] (0:11.84)	0:23.13 [9] (0:11.27)				+4				
10	4	GRANDE GALLO James Doyle	9	64.8 1200-1000	0:11.43 400-200	0:25.53	1:24.74 (0:13.88)	1:10.86 [9] (0:11.65)	0:59.21 [9] (0:12.10)	0:47.11 [9] (0:11.96)	0:35.15 [5] (0:11.61)	0:23.54 [5] (0:11.43)				+8				

Track Rating: Good 4, Weather: Fine, Rail Position: Out 2m From 1000m To 400m,
Remainder True

Section														
Field Times		Overall	L1200	L1000	L800	L600	L400							
		1:23.96	1:10.76	0:59.39	0:47.13	0:34.78	0:23.00							
		(0:13.20)	(0:11.37)	(0:12.25)	(0:12.35)	(0:11.78)	(0:11.21)							
Position	#	Horse/Jockey	Barrier	Top Speed [km/h]	Fastest Section	First 400m								Distance Travelled From Winner [m]
11	6	SALTNESSE	3	66.3	0:11.45	0:24.77	1:24.81	1:11.61 [1]	1:00.04 [2]	0:47.88 [2]	0:35.64 [2]	0:23.86 [1]		+1
		Kelly Myers		1400-1200	400-200		(0:13.20)	(0:11.56)	(0:12.16)	(0:12.24)	(0:11.78)	(0:11.45)		
12	1	TROBRIAND	11	64.4	0:11.51	0:25.69	1:25.59	1:11.52 [12]	0:59.90 [12]	0:47.86 [11]	0:35.78 [10]	0:24.04 [11]		-2
		Jonathan Riddell		400-200	400-200		(0:14.07)	(0:11.62)	(0:12.04)	(0:12.08)	(0:11.74)	(0:11.51)		

Track Rating: Good 4, Weather: Fine, Rail Position: Out 2m From 1000m To 400m,
Remainder True

Section Field Times												L200 0:11.80 (0:11.80)		
Position	#	Horse/Jockey	Barrier	Top Speed [km/h]	Fastest Section	First 400m	Margin						Distance Travelled From Winner [m]	
1	9	CERTAINLY Owen Bosson	5	66.1 400-200	0:11.01 400-200	0:25.31	0:11.56 [4] (0:11.56)	1:23.96						
2	13	MOET DOWN Sam Weatherley	13	67.2 1200-1000	0:11.14 400-200	0:25.22	0:11.85 [1] (0:11.85)	0.3L						+7
3	12	IRISH LEGACY Ryan Elliot	8	66.5 400-200	0:11.13 400-200	0:25.63	0:11.52 [9] (0:11.52)	1.3L						-3
4	11	FOXGLOVE Masahiro Hashizume	6	67.2 400-200	0:11.00 400-200	0:25.44	0:11.55 [10] (0:11.55)	1.5L						+6
5	7	ETHEREAL STAR Michael McNab	1	65.5 1400-1200	0:11.19 400-200	0:25.09	0:11.88 [3] (0:11.88)	1.8L						-1
6	10	TOSSUFORIT Craig Grylls	4	66.1 400-200	0:11.08 400-200	0:25.01	0:11.97 [6] (0:11.97)	2.8L						+4
7	3	TALISKER Matthew Cameron	10	68.0 1400-1200	0:11.32 1200-1000	0:24.56	0:12.06 [2] (0:12.06)	2.8L						+0
8	8	GLAMOUR TYCOON Warren Kennedy	7	66.0 600-400	0:11.20 400-200	0:25.66	0:11.99 [7] (0:11.99)	3.8L						+7
9	2	PERICLES Bill Jacobson	2	65.0 400-200	0:11.27 400-200	0:25.15	0:11.86 [11] (0:11.86)	3.8L						+4
10	4	GRANDE GALLO James Doyle	9	64.8 1200-1000	0:11.43 400-200	0:25.53	0:12.11 [8] (0:12.11)	4.5L						+8

Track Rating: Good 4, Weather: Fine, Rail Position: Out 2m From 1000m To 400m,
 Remainder True

Section
 Field Times

L200
 0:11.80
 (0:11.80)

Position	#	Horse/Jockey	Barrier	Top Speed [km/h]	Fastest Section	First 400m	Margin							Distance Travelled From Winner [m]
11	6	SALTNESSE	3	66.3	0:11.45	0:24.77	0:12.41 [5]	4.8L						+1
		Kelly Myers		1400-1200	400-200		(0:12.41)							
12	1	TROBRIAND	11	64.4	0:11.51	0:25.69	0:12.53 [12]	9.0L						-2
		Jonathan Riddell		400-200	400-200		(0:12.53)							

[] Position in running at each section and finish # Saddle cloth number
 -:-:- No data available at this section ■ Background shading for fastest section
 NA No data available

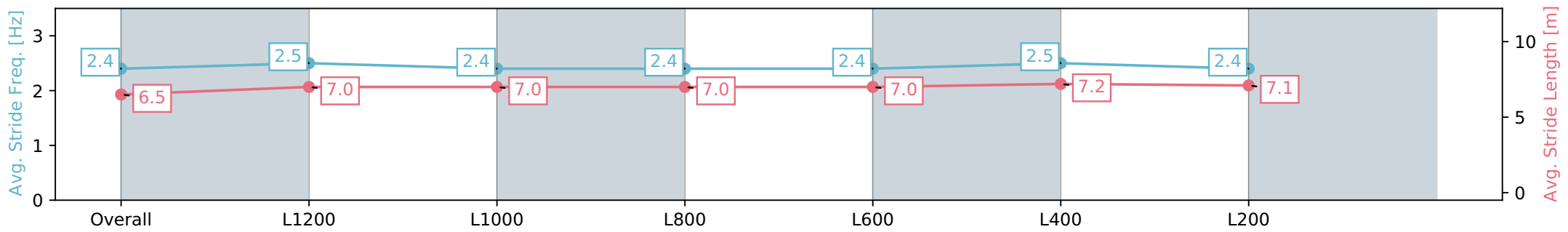
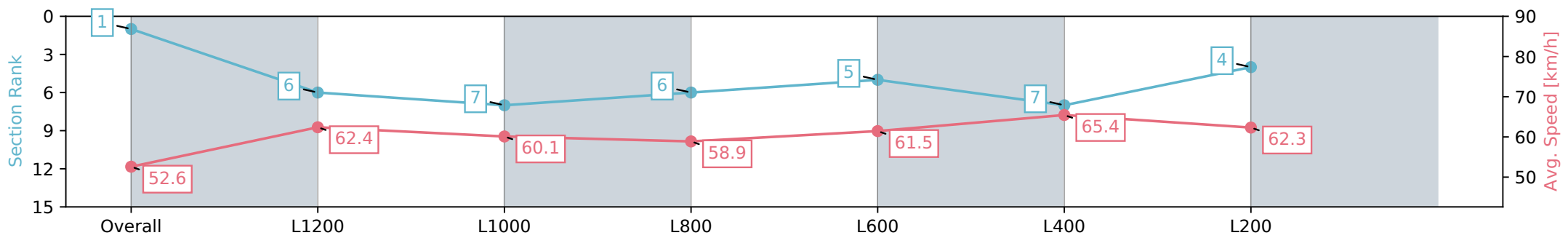
Horse/Jockey Name	CERTAINLY
Finish Rank	1
Fastest Section Time (Section)	0:11.01 (L400)
Top Speed [km/h] (Section)	66.1 (L400)
Race State	Finished



Ellerslie NZ - Professional
 Race 7: MAINSTREAM PLUMBING MUFHASA STAKES - 1400m
 02 March 2024 - 4:04PM
 Track Rating: Good 4, Weather: Fine, Rail Position: Out 2m From 1000m To 400m, Remainder True



Section	Overall	L1200	L1000	L800	L600	L400	L200
Section Times	1:23.96 [1] (0:13.72)	1:10.24 [6] (0:11.59)	0:58.65 [7] (0:12.04)	0:46.61 [6] (0:12.24)	0:34.37 [5] (0:11.80)	0:22.57 [7] (0:11.01)	0:11.56 [4] (0:11.56)
Average Speed [km/h]	52.6	62.4	60.1	58.9	61.5	65.4	62.3
Top Speed [km/h]	64.0	65.2	61.6	60.9	63.6	66.1	65.4
Avg. Dist. to Rail [m]	3.9	2.1	1.3	0.4	1.3	2.1	4.8
Avg. Stride Freq. [Hz]	2.4	2.5	2.4	2.4	2.4	2.5	2.4
Avg. Stride Length [m]	6.5	7.0	7.0	7.0	7.0	7.2	7.1



- [] Ranking at each section and finish
- :-:- No data available at this section
- NA No data available

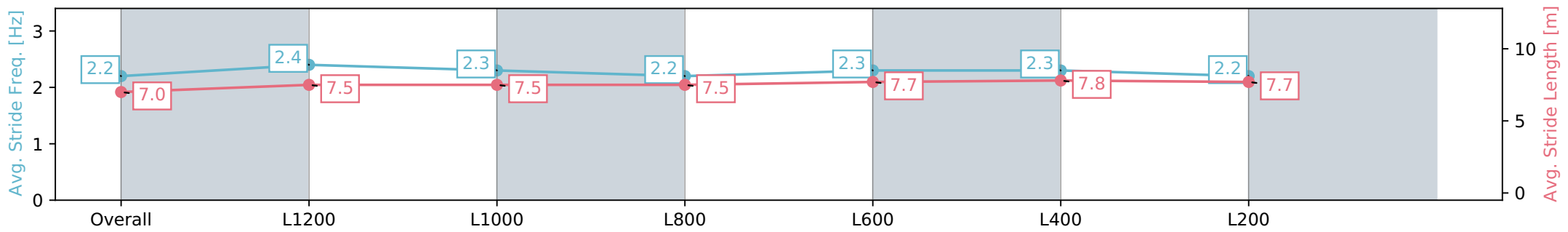
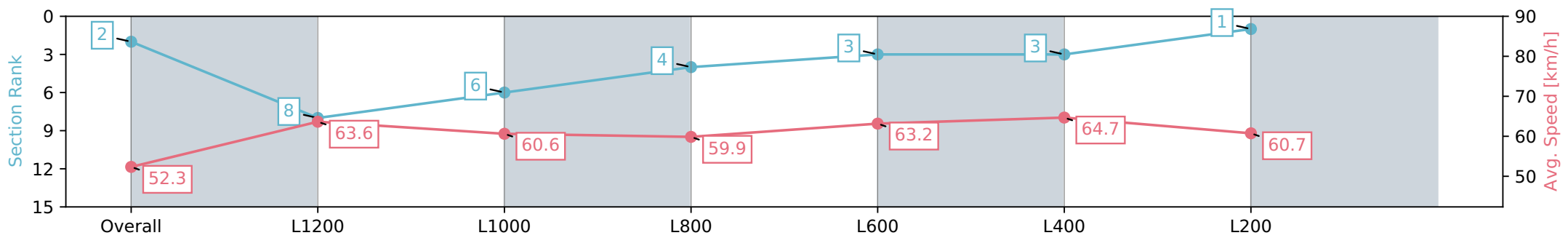
Horse/Jockey Name	MOET DOWN
Finish Rank	2
Fastest Section Time (Section)	0:11.14 (L400)
Top Speed [km/h] (Section)	67.2 (L1200)
Race State	Finished



Ellerslie NZ - Professional
 Race 7: MAINSTREAM PLUMBING MUFHASA STAKES - 1400m
 02 March 2024 - 4:04PM
 Track Rating: Good 4, Weather: Fine, Rail Position: Out 2m From 1000m To 400m, Remainder True



Section	Overall	L1200	L1000	L800	L600	L400	L200
Section Times	1:24.01 [2] (0:13.79)	1:10.22 [8] (0:11.43)	0:58.79 [6] (0:12.00)	0:46.79 [4] (0:12.14)	0:34.65 [3] (0:11.66)	0:22.99 [3] (0:11.14)	0:11.85 [1] (0:11.85)
Average Speed [km/h]	52.3	63.6	60.6	59.9	63.2	64.7	60.7
Top Speed [km/h]	65.9	67.2	62.0	61.4	64.8	65.2	64.2
Avg. Dist. to Rail [m]	9.5	3.9	3.1	2.2	3.3	4.4	4.5
Avg. Stride Freq. [Hz]	2.2	2.4	2.3	2.2	2.3	2.3	2.2
Avg. Stride Length [m]	7.0	7.5	7.5	7.5	7.7	7.8	7.7



- [] Ranking at each section and finish
- :-:- No data available at this section
- NA No data available

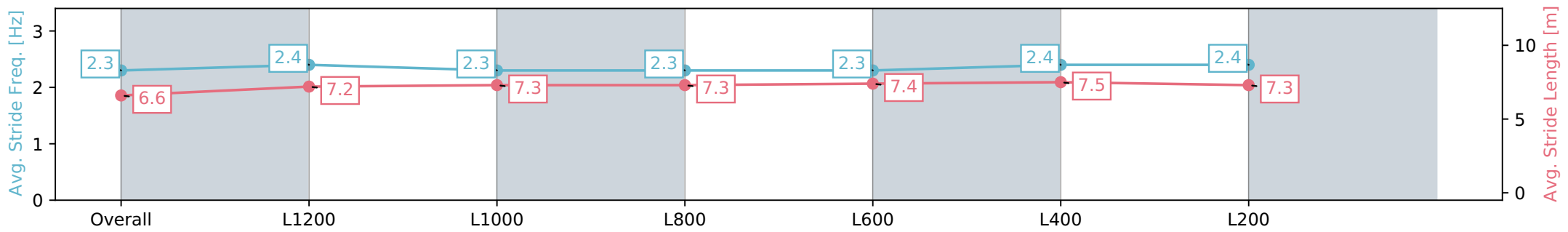
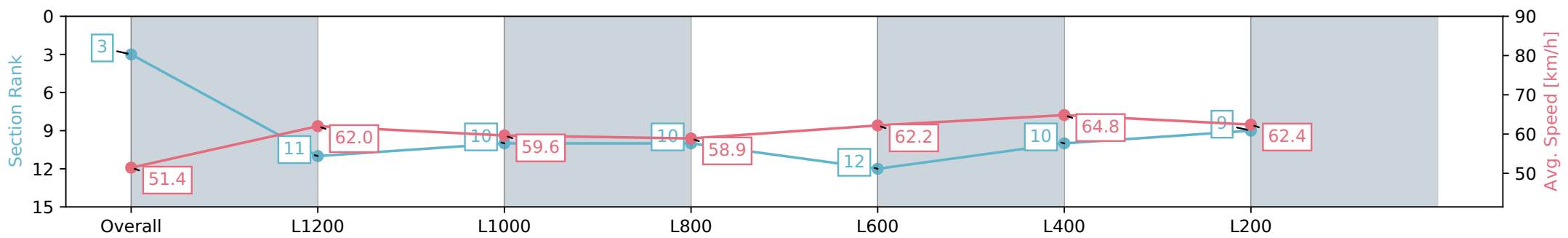
Horse/Jockey Name	IRISH LEGACY
Finish Rank	3
Fastest Section Time (Section)	0:11.13 (L400)
Top Speed [km/h] (Section)	66.5 (L400)
Race State	Finished



Ellerslie NZ - Professional
 Race 7: MAINSTREAM PLUMBING MUFHASA STAKES - 1400m
 02 March 2024 - 4:04PM
 Track Rating: Good 4, Weather: Fine, Rail Position: Out 2m From 1000m To 400m, Remainder True



Section	Overall	L1200	L1000	L800	L600	L400	L200
Section Times	1:24.18 [3] (0:14.00)	1:10.18 [11] (0:11.63)	0:58.55 [10] (0:12.07)	0:46.48 [10] (0:12.23)	0:34.25 [12] (0:11.60)	0:22.65 [10] (0:11.13)	0:11.52 [9] (0:11.52)
Average Speed [km/h]	51.4	62.0	59.6	58.9	62.2	64.8	62.4
Top Speed [km/h]	66.2	65.4	61.8	60.3	65.1	66.5	64.2
Avg. Dist. to Rail [m]	3.2	0.7	0.3	0.4	0.9	2.3	3.9
Avg. Stride Freq. [Hz]	2.3	2.4	2.3	2.3	2.3	2.4	2.4
Avg. Stride Length [m]	6.6	7.2	7.3	7.3	7.4	7.5	7.3



Report Created: Sat 02 March 2024 14:34:25 GMT+11 (Note: Timing is based on positional data)

- [] Ranking at each section and finish
- :-:- No data available at this section
- NA No data available



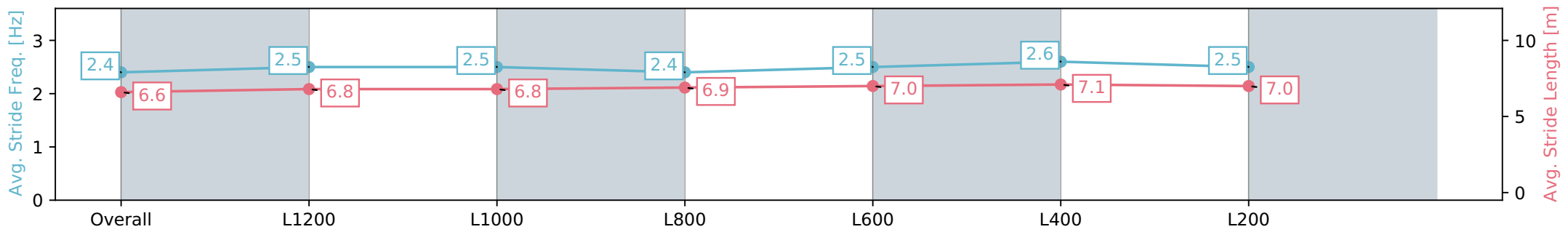
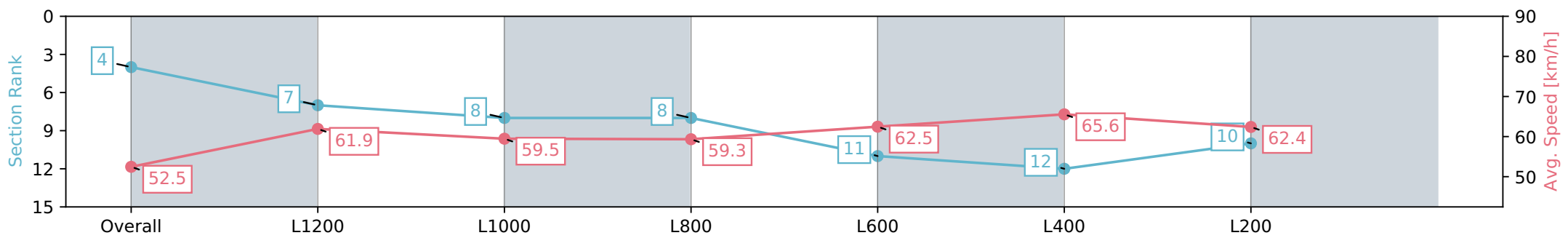
Horse/Jockey Name	FOXGLOVE
Finish Rank	4
Fastest Section Time (Section)	0:11.00 (L400)
Top Speed [km/h] (Section)	67.2 (L400)
Race State	Finished



Ellerslie NZ - Professional
 Race 7: MAINSTREAM PLUMBING MUFHASA STAKES - 1400m
 02 March 2024 - 4:04PM
 Track Rating: Good 4, Weather: Fine, Rail Position: Out 2m From 1000m To 400m, Remainder True



Section	Overall	L1200	L1000	L800	L600	L400	L200
Section Times	1:24.22 [4] (0:13.74)	1:10.48 [7] (0:11.70)	0:58.78 [8] (0:12.15)	0:46.63 [8] (0:12.26)	0:34.37 [11] (0:11.82)	0:22.55 [12] (0:11.00)	0:11.55 [10] (0:11.55)
Average Speed [km/h]	52.5	61.9	59.5	59.3	62.5	65.6	62.4
Top Speed [km/h]	64.1	64.1	61.9	61.0	66.3	67.2	63.6
Avg. Dist. to Rail [m]	4.8	2.0	1.2	2.2	4.1	5.2	6.1
Avg. Stride Freq. [Hz]	2.4	2.5	2.5	2.4	2.5	2.6	2.5
Avg. Stride Length [m]	6.6	6.8	6.8	6.9	7.0	7.1	7.0



- [] Ranking at each section and finish
- :-:- No data available at this section
- NA No data available

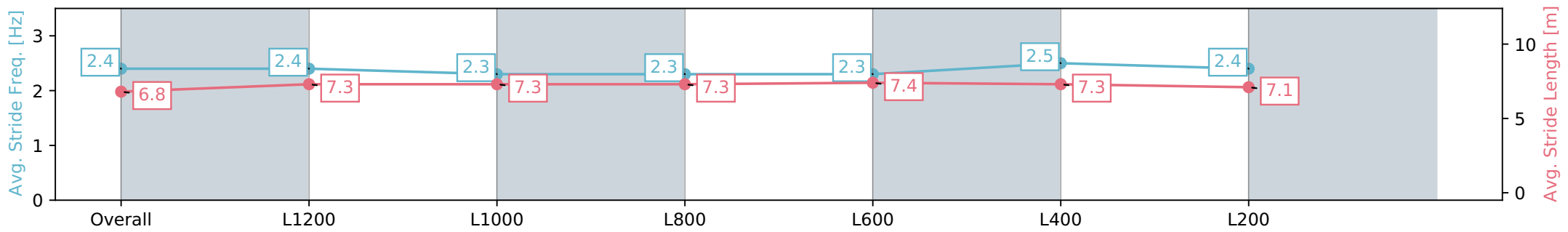
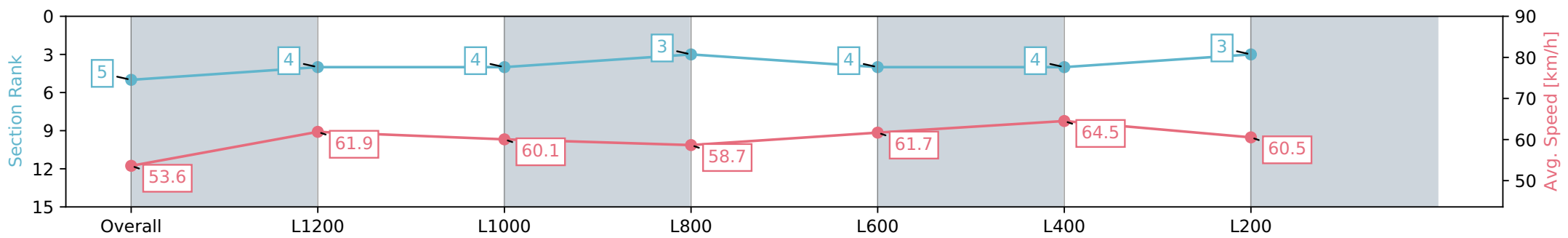
Horse/Jockey Name	ETHEREAL STAR
Finish Rank	5
Fastest Section Time (Section)	0:11.19 (L400)
Top Speed [km/h] (Section)	65.5 (Overall)
Race State	Finished



Ellerslie NZ - Professional
 Race 7: MAINSTREAM PLUMBING MUFHASA STAKES - 1400m
 02 March 2024 - 4:04PM
 Track Rating: Good 4, Weather: Fine, Rail Position: Out 2m From 1000m To 400m, Remainder True



Section	Overall	L1200	L1000	L800	L600	L400	L200
Section Times	1:24.26 [5] (0:13.44)	1:10.82 [4] (0:11.65)	0:59.17 [4] (0:12.02)	0:47.15 [3] (0:12.28)	0:34.86 [4] (0:11.79)	0:23.07 [4] (0:11.19)	0:11.88 [3] (0:11.88)
Average Speed [km/h]	53.6	61.9	60.1	58.7	61.7	64.5	60.5
Top Speed [km/h]	65.5	65.5	61.5	60.3	63.9	65.5	63.0
Avg. Dist. to Rail [m]	1.2	0.9	0.4	0.5	1.6	3.5	5.5
Avg. Stride Freq. [Hz]	2.4	2.4	2.3	2.3	2.3	2.5	2.4
Avg. Stride Length [m]	6.8	7.3	7.3	7.3	7.4	7.3	7.1



- [] Ranking at each section and finish
- :-:- No data available at this section
- NA No data available

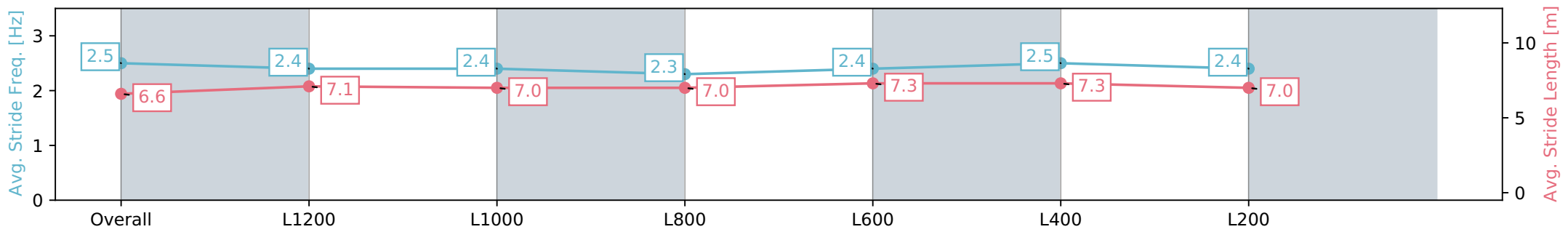
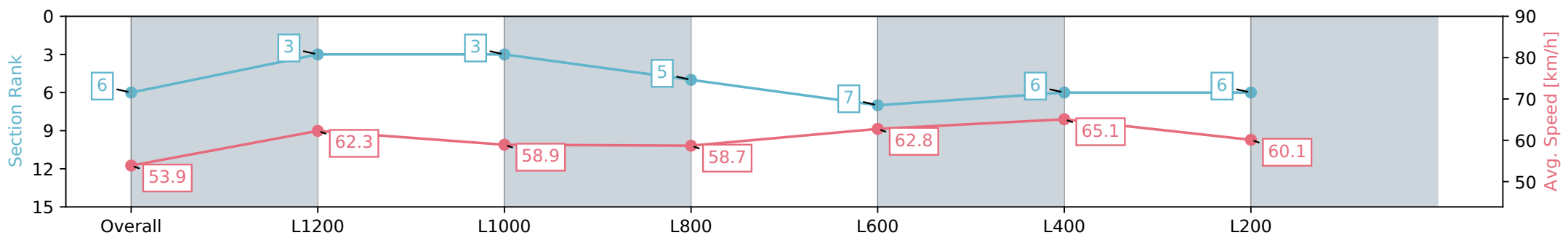
Horse/Jockey Name	TOSSUFORIT
Finish Rank	6
Fastest Section Time (Section)	0:11.08 (L400)
Top Speed [km/h] (Section)	66.1 (L400)
Race State	Finished



Ellerslie NZ - Professional
 Race 7: MAINSTREAM PLUMBING MUFHASA STAKES - 1400m
 02 March 2024 - 4:04PM
 Track Rating: Good 4, Weather: Fine, Rail Position: Out 2m From 1000m To 400m, Remainder True



Section	Overall	L1200	L1000	L800	L600	L400	L200
Section Times	1:24.42 [6] (0:13.38)	1:11.04 [3] (0:11.63)	0:59.41 [3] (0:12.28)	0:47.13 [5] (0:12.35)	0:34.78 [7] (0:11.73)	0:23.05 [6] (0:11.08)	0:11.97 [6] (0:11.97)
Average Speed [km/h]	53.9	62.3	58.9	58.7	62.8	65.1	60.1
Top Speed [km/h]	66.0	65.6	60.4	60.5	64.9	66.1	62.9
Avg. Dist. to Rail [m]	3.8	2.2	1.5	1.5	3.4	7.0	8.8
Avg. Stride Freq. [Hz]	2.5	2.4	2.4	2.3	2.4	2.5	2.4
Avg. Stride Length [m]	6.6	7.1	7.0	7.0	7.3	7.3	7.0



- [] Ranking at each section and finish
- :-:- No data available at this section
- NA No data available

Horse/Jockey Name	TALISKER
Finish Rank	7
Fastest Section Time (Section)	0:11.32 (L1200)
Top Speed [km/h] (Section)	68.0 (Overall)
Race State	Finished

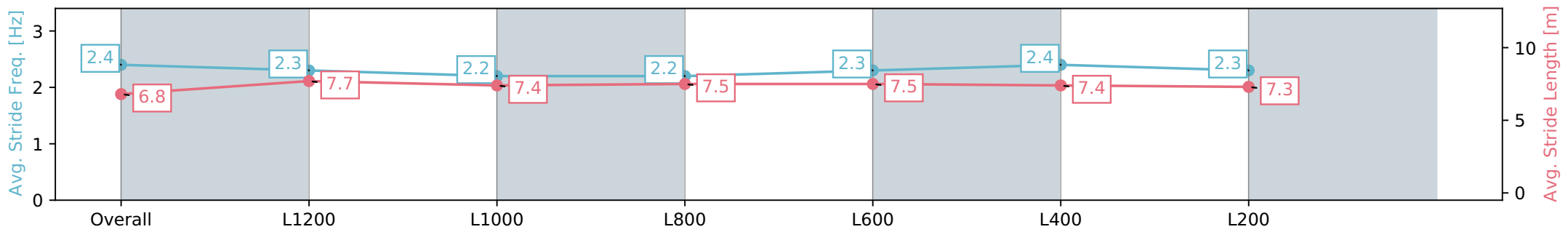
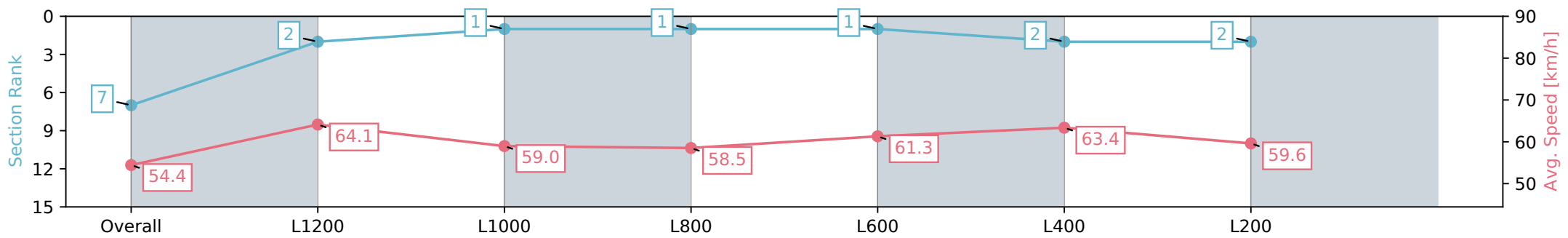


Ellerslie NZ - Professional
 Race 7: MAINSTREAM PLUMBING MUFHASA STAKES - 1400m



02 March 2024 - 4:04PM
 Track Rating: Good 4, Weather: Fine, Rail Position: Out 2m From 1000m To 400m, Remainder True

Section	Overall	L1200	L1000	L800	L600	L400	L200
Section Times	1:24.43 [7] (0:13.25)	1:11.18 [2] (0:11.32)	0:59.86 [1] (0:12.25)	0:47.61 [1] (0:12.35)	0:35.26 [1] (0:11.81)	0:23.45 [2] (0:11.39)	0:12.06 [2] (0:12.06)
Average Speed [km/h]	54.4	64.1	59.0	58.5	61.3	63.4	59.6
Top Speed [km/h]	68.0	68.0	61.3	59.6	62.8	64.7	62.5
Avg. Dist. to Rail [m]	8.9	3.1	1.1	0.7	1.1	1.4	1.4
Avg. Stride Freq. [Hz]	2.4	2.3	2.2	2.2	2.3	2.4	2.3
Avg. Stride Length [m]	6.8	7.7	7.4	7.5	7.5	7.4	7.3



Report Created: Sat 02 March 2024 14:34:38 GMT+11 (Note: Timing is based on positional data)

- [] Ranking at each section and finish
- :-:- No data available at this section
- NA No data available

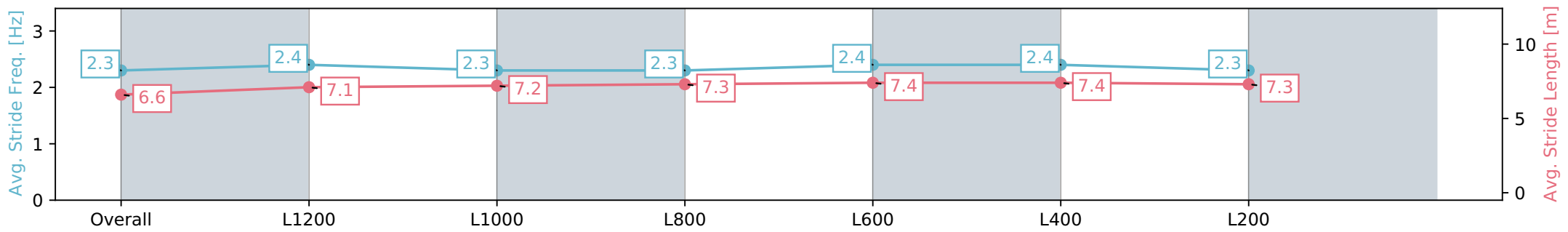
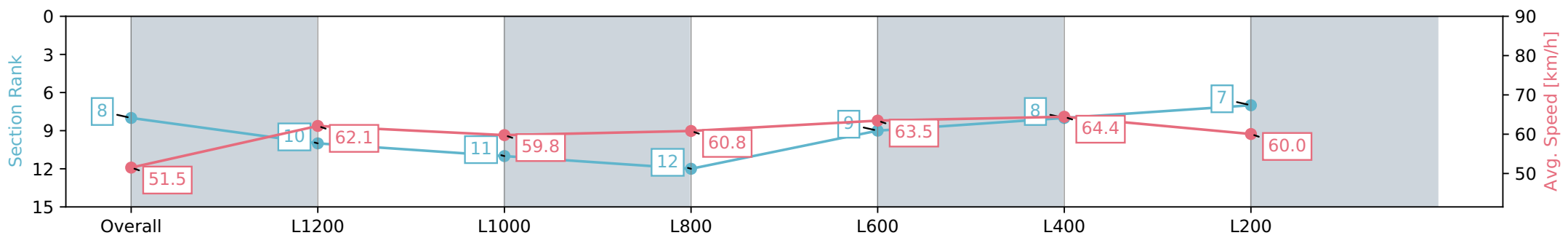
Horse/Jockey Name	GLAMOUR TYCOON
Finish Rank	8
Fastest Section Time (Section)	0:11.20 (L400)
Top Speed [km/h] (Section)	66.0 (L600)
Race State	Finished



Ellerslie NZ - Professional
 Race 7: MAINSTREAM PLUMBING MUFHASA STAKES - 1400m
 02 March 2024 - 4:04PM
 Track Rating: Good 4, Weather: Fine, Rail Position: Out 2m From 1000m To 400m, Remainder True



Section	Overall	L1200	L1000	L800	L600	L400	L200
Section Times	1:24.60 [8] (0:13.99)	1:10.61 [10] (0:11.67)	0:58.94 [11] (0:12.11)	0:46.83 [12] (0:11.95)	0:34.88 [9] (0:11.69)	0:23.19 [8] (0:11.20)	0:11.99 [7] (0:11.99)
Average Speed [km/h]	51.5	62.1	59.8	60.8	63.5	64.4	60.0
Top Speed [km/h]	63.6	64.4	62.5	62.2	66.0	65.8	63.9
Avg. Dist. to Rail [m]	5.4	1.9	1.6	2.0	4.6	7.6	8.6
Avg. Stride Freq. [Hz]	2.3	2.4	2.3	2.3	2.4	2.4	2.3
Avg. Stride Length [m]	6.6	7.1	7.2	7.3	7.4	7.4	7.3



Report Created: Sat 02 March 2024 14:34:41 GMT+11 (Note: Timing is based on positional data)

- [] Ranking at each section and finish
- :-:- No data available at this section
- NA No data available

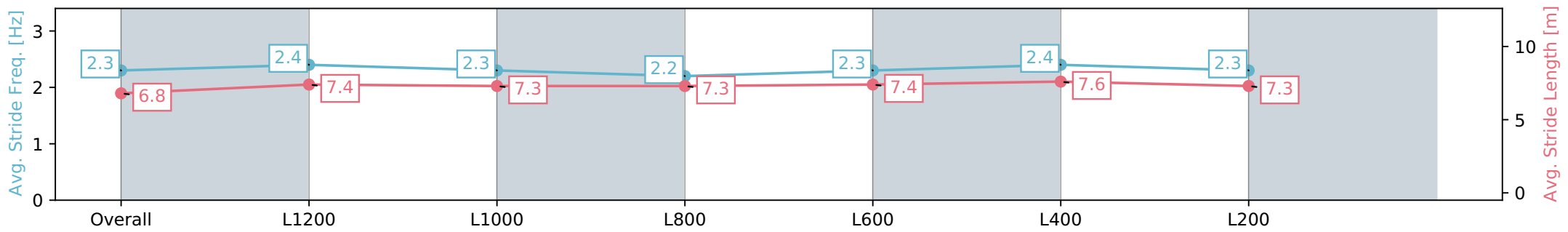
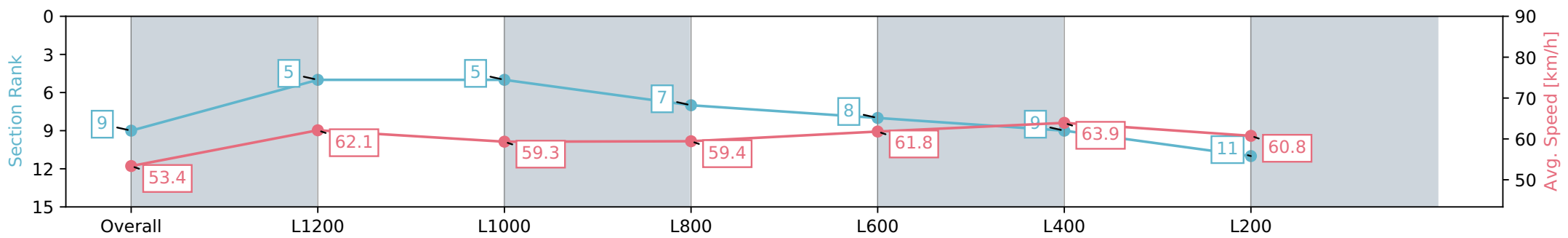
Horse/Jockey Name	PERICLES
Finish Rank	9
Fastest Section Time (Section)	0:11.27 (L400)
Top Speed [km/h] (Section)	65.0 (L400)
Race State	Finished



Ellerslie NZ - Professional
 Race 7: MAINSTREAM PLUMBING MUFHASA STAKES - 1400m
 02 March 2024 - 4:04PM
 Track Rating: Good 4, Weather: Fine, Rail Position: Out 2m From 1000m To 400m, Remainder True



Section	Overall	L1200	L1000	L800	L600	L400	L200
Section Times	1:24.62 [9] (0:13.51)	1:11.11 [5] (0:11.64)	0:59.47 [5] (0:12.22)	0:47.25 [7] (0:12.28)	0:34.97 [8] (0:11.84)	0:23.13 [9] (0:11.27)	0:11.86 [11] (0:11.86)
Average Speed [km/h]	53.4	62.1	59.3	59.4	61.8	63.9	60.8
Top Speed [km/h]	64.6	64.6	61.9	60.7	64.1	65.0	62.8
Avg. Dist. to Rail [m]	1.9	1.6	1.6	2.8	2.7	4.4	8.5
Avg. Stride Freq. [Hz]	2.3	2.4	2.3	2.2	2.3	2.4	2.3
Avg. Stride Length [m]	6.8	7.4	7.3	7.3	7.4	7.6	7.3



- [] Ranking at each section and finish
- :-:- No data available at this section
- NA No data available

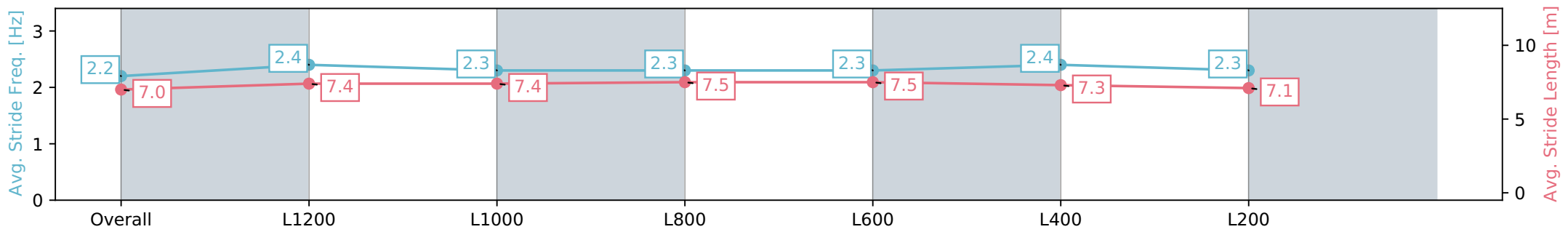
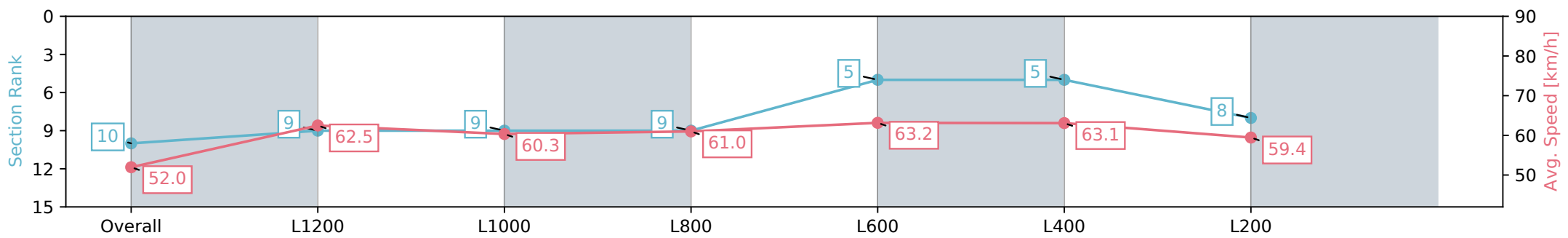
Horse/Jockey Name	GRANDE GALLO
Finish Rank	10
Fastest Section Time (Section)	0:11.43 (L400)
Top Speed [km/h] (Section)	64.8 (L1200)
Race State	Finished



Ellerslie NZ - Professional
 Race 7: MAINSTREAM PLUMBING MUFHASA STAKES - 1400m
 02 March 2024 - 4:04PM
 Track Rating: Good 4, Weather: Fine, Rail Position: Out 2m From 1000m To 400m, Remainder True



Section	Overall	L1200	L1000	L800	L600	L400	L200
Section Times	1:24.74 [10] (0:13.88)	1:10.86 [9] (0:11.65)	0:59.21 [9] (0:12.10)	0:47.11 [9] (0:11.96)	0:35.15 [5] (0:11.61)	0:23.54 [5] (0:11.43)	0:12.11 [8] (0:12.11)
Average Speed [km/h]	52.0	62.5	60.3	61.0	63.2	63.1	59.4
Top Speed [km/h]	64.2	64.8	63.1	62.7	64.4	64.4	61.9
Avg. Dist. to Rail [m]	7.9	4.3	3.5	2.9	3.0	4.5	6.2
Avg. Stride Freq. [Hz]	2.2	2.4	2.3	2.3	2.3	2.4	2.3
Avg. Stride Length [m]	7.0	7.4	7.4	7.5	7.5	7.3	7.1



- [] Ranking at each section and finish
- :-:- No data available at this section
- NA No data available

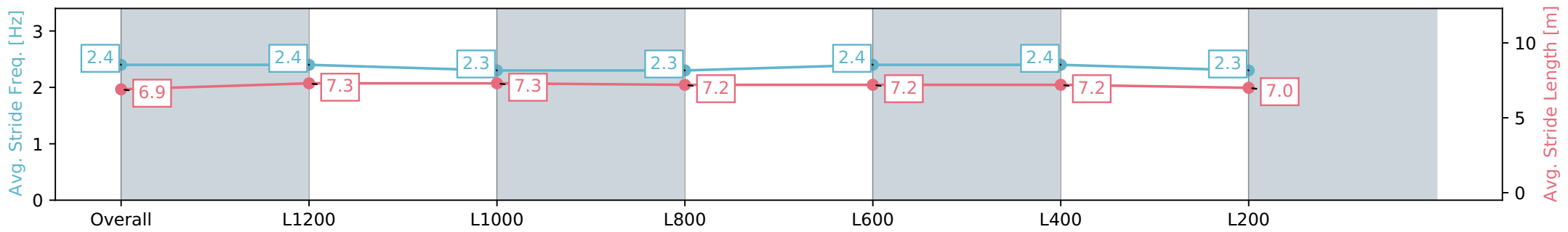
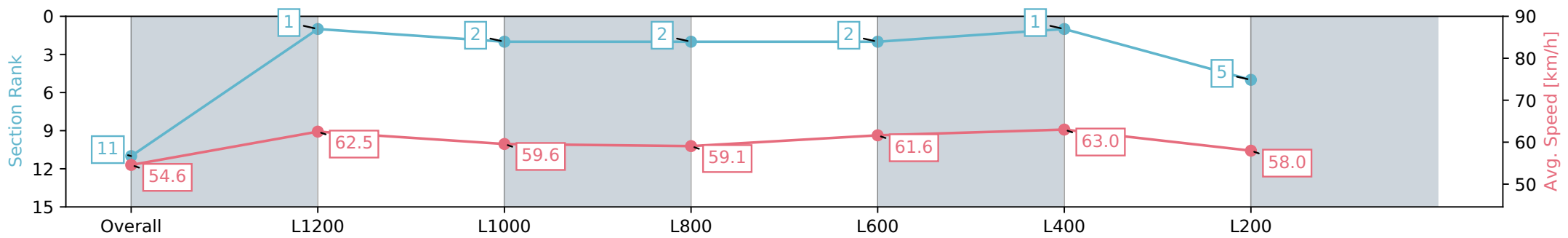
Horse/Jockey Name	SALTNESSE
Finish Rank	11
Fastest Section Time (Section)	0:11.45 (L400)
Top Speed [km/h] (Section)	66.3 (Overall)
Race State	Finished



Ellerslie NZ - Professional
 Race 7: MAINSTREAM PLUMBING MUFHASA STAKES - 1400m
 02 March 2024 - 4:04PM
 Track Rating: Good 4, Weather: Fine, Rail Position: Out 2m From 1000m To 400m, Remainder True



Section	Overall	L1200	L1000	L800	L600	L400	L200
Section Times	1:24.81 [11] (0:13.20)	1:11.61 [1] (0:11.56)	1:00.04 [2] (0:12.16)	0:47.88 [2] (0:12.24)	0:35.64 [2] (0:11.78)	0:23.86 [1] (0:11.45)	0:12.41 [5] (0:12.41)
Average Speed [km/h]	54.6	62.5	59.6	59.1	61.6	63.0	58.0
Top Speed [km/h]	66.3	65.9	61.3	60.5	63.3	64.5	61.4
Avg. Dist. to Rail [m]	2.9	1.5	1.3	1.1	1.4	1.7	2.9
Avg. Stride Freq. [Hz]	2.4	2.4	2.3	2.3	2.4	2.4	2.3
Avg. Stride Length [m]	6.9	7.3	7.3	7.2	7.2	7.2	7.0



Report Created: Sat 02 March 2024 14:34:49 GMT+11 (Note: Timing is based on positional data)

- [] Ranking at each section and finish
- :-:- No data available at this section
- NA No data available

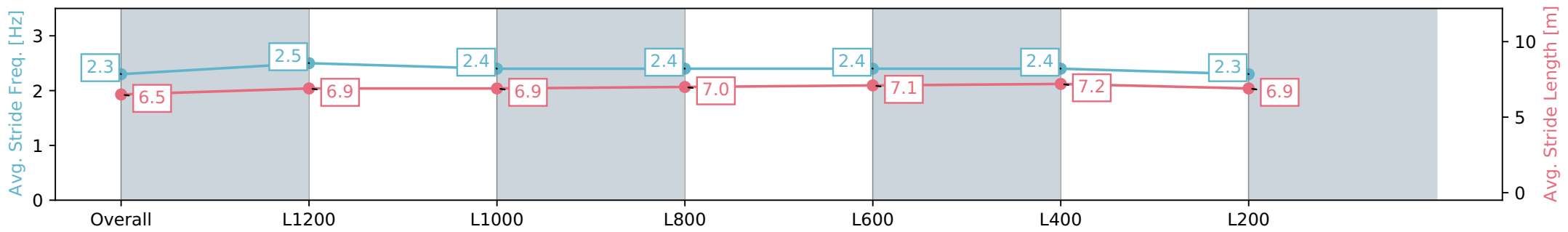
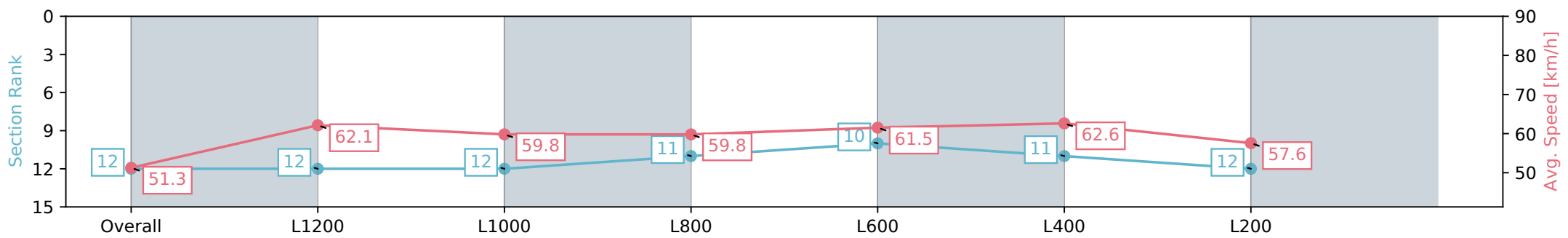
Horse/Jockey Name	TROBRIAND
Finish Rank	12
Fastest Section Time (Section)	0:11.51 (L400)
Top Speed [km/h] (Section)	64.4 (L400)
Race State	Finished



Ellerslie NZ - Professional
 Race 7: MAINSTREAM PLUMBING MUFHASA STAKES - 1400m
 02 March 2024 - 4:04PM
 Track Rating: Good 4, Weather: Fine, Rail Position: Out 2m From 1000m To 400m, Remainder True



Section	Overall	L1200	L1000	L800	L600	L400	L200
Section Times	1:25.59 [12] (0:14.07)	1:11.52 [12] (0:11.62)	0:59.90 [12] (0:12.04)	0:47.86 [11] (0:12.08)	0:35.78 [10] (0:11.74)	0:24.04 [11] (0:11.51)	0:12.53 [12] (0:12.53)
Average Speed [km/h]	51.3	62.1	59.8	59.8	61.5	62.6	57.6
Top Speed [km/h]	63.7	63.7	61.9	61.6	63.8	64.4	61.2
Avg. Dist. to Rail [m]	5.4	0.8	0.4	0.6	0.7	0.4	2.9
Avg. Stride Freq. [Hz]	2.3	2.5	2.4	2.4	2.4	2.4	2.3
Avg. Stride Length [m]	6.5	6.9	6.9	7.0	7.1	7.2	6.9



Report Created: Sat 02 March 2024 14:34:52 GMT+11 (Note: Timing is based on positional data)

- [] Ranking at each section and finish
- :-:- No data available at this section
- NA No data available

