

Track Rating: Good 4, Weather: Fine, Rail Position: Out 2m From 1000m To 400m,
Remainder True

Section Field Times		Overall	L2000	L1800	L1600	L1400	L1200						
		2:11.64 (0:07.65)	2:03.99 (0:11.44)	1:52.55 (0:12.70)	1:39.85 (0:12.88)	1:26.97 (0:12.85)	1:14.12 (0:13.02)						
Position	#	Horse/Jockey	Barrier	Top Speed [km/h]	Fastest Section	First 400m							Distance Travelled From Winner [m]
1	9	POSITIVITY Masahiro Hashizume	11	64.7 1800-1600	0:07.85 2000-1800	0:25.82	2:11.64 (0:07.85)	2:03.79 [7] (0:11.55)	1:52.24 [6] (0:13.04)	1:39.20 [7] (0:12.85)	1:26.35 [5] (0:12.39)	1:13.96 [2] (0:13.00)	
2	10	QALI AL FARRASHA Owen Bosson	7	64.8 200-0	0:07.96 2000-1800	0:26.01	2:11.70 (0:07.96)	2:03.74 [8] (0:11.73)	1:52.01 [8] (0:12.93)	1:39.08 [8] (0:13.01)	1:26.07 [8] (0:12.94)	1:13.13 [8] (0:12.94)	+0
3	2	STILL BANGON Matthew Cameron	10	65.8 200-0	0:08.14 2000-1800	0:26.54	2:11.95 (0:08.14)	2:03.81 [10] (0:11.96)	1:51.85 [11] (0:12.97)	1:38.88 [11] (0:12.99)	1:25.89 [11] (0:12.82)	1:13.07 [10] (0:12.99)	-7
4	5	VERA ROSE Per-Anders Graberg	3	65.0 1800-1600	0:07.76 2000-1800	0:25.36	2:11.96 (0:07.76)	2:04.20 [4] (0:11.35)	1:52.85 [2] (0:12.73)	1:40.12 [2] (0:13.03)	1:27.09 [2] (0:12.90)	1:14.19 [3] (0:12.96)	-8
5	8	MOONLIGHT MAGIC Warren Kennedy	2	64.8 200-0	0:07.79 2000-1800	0:25.67	2:11.97 (0:07.79)	2:04.18 [5] (0:11.55)	1:52.63 [5] (0:13.01)	1:39.62 [6] (0:13.10)	1:26.52 [7] (0:12.86)	1:13.66 [6] (0:13.00)	+2
6	3	LIVID SKY Sam Weatherley	8	64.6 200-0	0:08.18 2000-1800	0:26.17	2:12.15 (0:08.18)	2:03.97 [11] (0:11.71)	1:52.26 [10] (0:12.80)	1:39.46 [9] (0:13.06)	1:26.40 [9] (0:12.89)	1:13.51 [9] (0:12.98)	-8
7	4	NEPHETI Michael McNab	6	65.1 1800-1600	0:07.65 2000-1800	0:25.30	2:12.20 (0:07.65)	2:04.55 [1] (0:11.43)	1:53.12 [1] (0:12.71)	1:40.41 [1] (0:12.88)	1:27.53 [1] (0:12.84)	1:14.69 [1] (0:13.02)	-4
8	7	CHAOURCE Craig Grylls	9	66.8 200-0	0:07.82 2000-1800	0:26.27	2:12.22 (0:07.82)	2:04.40 [6] (0:12.07)	1:52.33 [9] (0:13.00)	1:39.33 [10] (0:13.09)	1:26.24 [10] (0:12.90)	1:13.34 [11] (0:12.97)	+0
9	6	BLACK BETTY Katie Hercock	4	64.7 200-0	0:08.07 2000-1800	0:25.81	2:12.44 (0:08.07)	2:04.37 [9] (0:11.49)	1:52.88 [7] (0:12.79)	1:40.09 [5] (0:13.09)	1:27.00 [6] (0:12.88)	1:14.12 [7] (0:13.00)	-7
10	1	TULSI Lisa Allpress	5	64.8 1800-1600	0:07.72 2000-1800	0:25.52	2:12.67 (0:07.72)	2:04.95 [2] (0:11.42)	1:53.53 [4] (0:12.95)	1:40.58 [4] (0:13.14)	1:27.44 [4] (0:12.79)	1:14.65 [5] (0:12.99)	+1

Track Rating: Good 4, Weather: Fine, Rail Position: Out 2m From 1000m To 400m,
Remainder True

Section														
Field Times		Overall	L2000	L1800	L1600	L1400	L1200							
		2:11.64 (0:07.65)	2:03.99 (0:11.44)	1:52.55 (0:12.70)	1:39.85 (0:12.88)	1:26.97 (0:12.85)	1:14.12 (0:13.02)							
Position	#	Horse/Jockey	Barrier	Top Speed [km/h]	Fastest Section	First 400m								Distance Travelled From Winner [m]
11	11	SUAVETTA	1	64.3	0:07.75	0:25.50	2:14.01	2:06.26 [3]	1:54.88 [3]	1:42.04 [3]	1:29.01 [3]	1:16.06 [4]		-8
		James Doyle		1800-1600	2000-1800		(0:07.75)	(0:11.38)	(0:12.84)	(0:13.03)	(0:12.95)	(0:12.97)		

Track Rating: Good 4, Weather: Fine, Rail Position: Out 2m From 1000m To 400m,
Remainder True

Section														
Field Times														
		L1000	L800	L600	L400	L200								
		1:01.11 (0:13.09)	0:48.02 (0:12.72)	0:35.29 (0:12.05)	0:23.24 (0:11.34)	0:11.90 (0:11.90)								
Position	#	Horse/Jockey	Barrier	Top Speed [km/h]	Fastest Section	First 400m						Margin	Distance Travelled From Winner [m]	
1	9	POSITIVITY Masahiro Hashizume	11	64.7 1800-1600	0:07.85 2000-1800	0:25.82	1:00.96 [2] (0:13.06)	0:47.90 [2] (0:12.73)	0:35.17 [2] (0:11.94)	0:23.23 [2] (0:11.33)	0:11.90 [1] (0:11.90)	2:11.64		2:11.64
2	10	QALI AL FARRASHA Owen Bosson	7	64.8 200-0	0:07.96 2000-1800	0:26.01	1:00.19 [8] (0:12.96)	0:47.23 [8] (0:12.34)	0:34.89 [7] (0:11.81)	0:23.08 [5] (0:11.21)	0:11.87 [3] (0:11.87)	0.4L		0.4L
3	2	STILL BANGON Matthew Cameron	10	65.8 200-0	0:08.14 2000-1800	0:26.54	1:00.08 [11] (0:12.99)	0:47.09 [11] (0:12.41)	0:34.68 [11] (0:11.98)	0:22.70 [11] (0:11.08)	0:11.62 [10] (0:11.62)	1.8L		1.8L
4	5	VERA ROSE Per-Anders Graberg	3	65.0 1800-1600	0:07.76 2000-1800	0:25.36	1:01.23 [3] (0:13.08)	0:48.15 [3] (0:12.72)	0:35.43 [3] (0:12.01)	0:23.42 [4] (0:11.37)	0:12.05 [5] (0:12.05)	2.0L		2.0L
5	8	MOONLIGHT MAGIC Warren Kennedy	2	64.8 200-0	0:07.79 2000-1800	0:25.67	1:00.66 [6] (0:12.94)	0:47.72 [6] (0:12.41)	0:35.31 [5] (0:11.82)	0:23.49 [3] (0:11.34)	0:12.15 [2] (0:12.15)	2.0L		2.0L
6	3	LIVID SKY Sam Weatherley	8	64.6 200-0	0:08.18 2000-1800	0:26.17	1:00.53 [9] (0:12.98)	0:47.55 [9] (0:12.46)	0:35.09 [9] (0:11.91)	0:23.18 [10] (0:11.32)	0:11.86 [8] (0:11.86)	3.0L		3.0L
7	4	NEPHETI Michael McNab	6	65.1 1800-1600	0:07.65 2000-1800	0:25.30	1:01.67 [1] (0:13.09)	0:48.58 [1] (0:12.72)	0:35.86 [1] (0:12.06)	0:23.80 [1] (0:11.46)	0:12.34 [4] (0:12.34)	3.3L		3.3L
8	7	CHAOURCE Craig Grylls	9	66.8 200-0	0:07.82 2000-1800	0:26.27	1:00.37 [10] (0:12.96)	0:47.41 [10] (0:12.38)	0:35.03 [10] (0:11.77)	0:23.26 [9] (0:11.17)	0:12.09 [6] (0:12.09)	3.3L		3.3L
9	6	BLACK BETTY Katie Hercock	4	64.7 200-0	0:08.07 2000-1800	0:25.81	1:01.12 [7] (0:13.03)	0:48.09 [7] (0:12.53)	0:35.56 [8] (0:12.05)	0:23.51 [8] (0:11.28)	0:12.22 [7] (0:12.22)	4.5L		4.5L
10	1	TULSI Lisa Allpress	5	64.8 1800-1600	0:07.72 2000-1800	0:25.52	1:01.66 [5] (0:13.03)	0:48.63 [5] (0:12.66)	0:35.97 [6] (0:12.12)	0:23.85 [6] (0:11.47)	0:12.38 [9] (0:12.38)	5.8L		5.8L

Track Rating: Good 4, Weather: Fine, Rail Position: Out 2m From 1000m To 400m,
Remainder True

Section														
Field Times		L1000	L800	L600	L400	L200								
		1:01.11	0:48.02	0:35.29	0:23.24	0:11.90								
		(0:13.09)	(0:12.72)	(0:12.05)	(0:11.34)	(0:11.90)								
Position	#	Horse/Jockey	Barrier	Top Speed [km/h]	Fastest Section	First 400m						Margin		Distance Travelled From Winner [m]
11	11	SUAVETTA	1	64.3	0:07.75	0:25.50	1:03.09 [4]	0:50.03 [4]	0:37.43 [4]	0:25.18 [7]	0:13.22 [11]	13.2L		13.2L
		James Doyle		1800-1600	2000-1800		(0:13.06)	(0:12.60)	(0:12.25)	(0:11.96)	(0:13.22)			

Horse/Jockey Name	POSITIVITY
Finish Rank	1
Fastest Section Time (Section)	0:07.85 (Overall)
Top Speed [km/h] (Section)	64.7 (L2000)
Race State	Finished



Ellerslie NZ - Professional

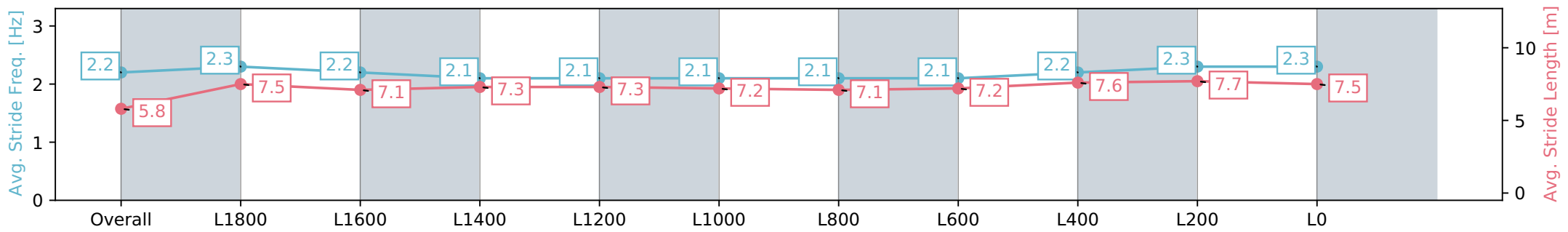
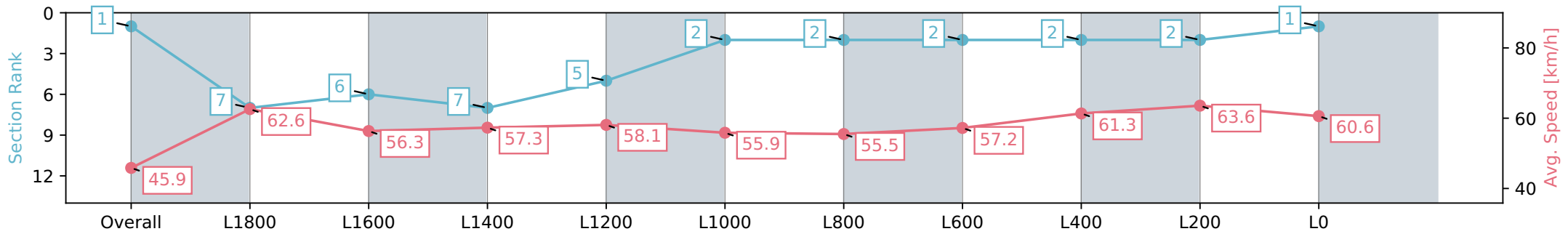
Race 6: MCKEE FAMILY SUNLINE VASE - 2100m

02 March 2024 - 3:28PM

Track Rating: Good 4, Weather: Fine, Rail Position: Out 2m From 1000m To 400m, Remainder True



Section	Overall	L1800	L1600	L1400	L1200	L1000	L800	L600	L400	L200	L0
Section Times	2:11.64 [1] (0:07.85)	2:03.79 [7] (0:11.55)	1:52.24 [6] (0:13.04)	1:39.20 [7] (0:12.85)	1:26.35 [5] (0:12.39)	1:13.96 [2] (0:13.00)	1:00.96 [2] (0:13.06)	0:47.90 [2] (0:12.73)	0:35.17 [2] (0:11.94)	0:23.23 [2] (0:11.33)	0:11.90 [1] (0:11.90)
Average Speed [km/h]	45.9	62.6	56.3	57.3	58.1	55.9	55.5	57.2	61.3	63.6	60.6
Top Speed [km/h]	59.4	64.7	60.6	60.0	60.3	56.9	56.6	58.2	64.4	64.3	62.3
Avg. Dist. to Rail [m]	10.9	5.8	3.2	3.7	1.6	2.3	2.3	2.5	2.8	2.1	2.3
Avg. Stride Freq. [Hz]	2.2	2.3	2.2	2.1	2.1	2.1	2.1	2.1	2.2	2.3	2.3
Avg. Stride Length [m]	5.8	7.5	7.1	7.3	7.3	7.2	7.1	7.2	7.6	7.7	7.5



- [] Ranking at each section and finish
- :-:- No data available at this section
- NA No data available

Horse/Jockey Name	QALI AL FARRASHA
Finish Rank	2
Fastest Section Time (Section)	0:07.96 (Overall)
Top Speed [km/h] (Section)	64.8 (L400)
Race State	Finished



Ellerslie NZ - Professional

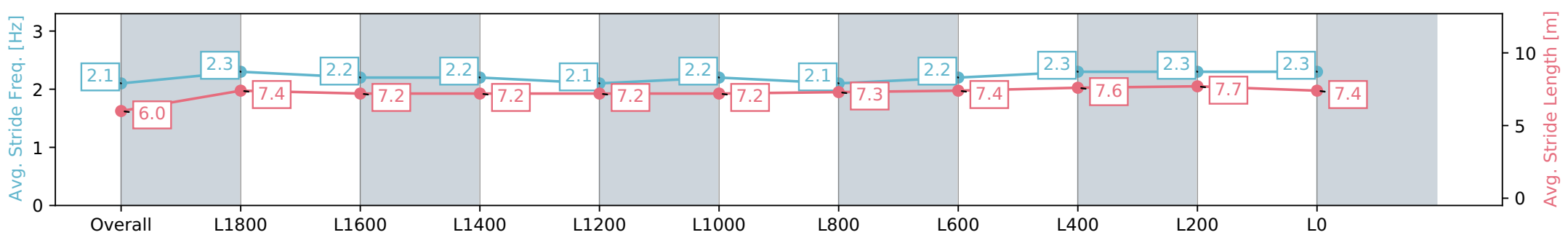
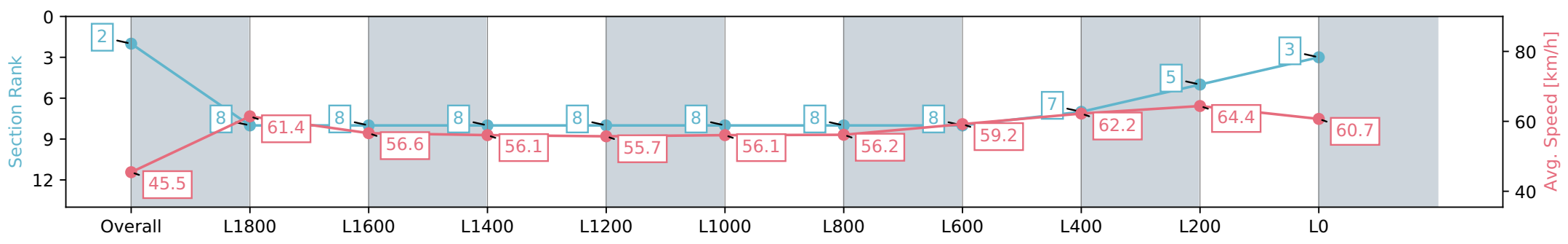
Race 6: MCKEE FAMILY SUNLINE VASE - 2100m

02 March 2024 - 3:28PM



Track Rating: Good 4, Weather: Fine, Rail Position: Out 2m From 1000m To 400m, Remainder True

Section	Overall	L1800	L1600	L1400	L1200	L1000	L800	L600	L400	L200	L0
Section Times	2:11.70 [2] (0:07.96)	2:03.74 [8] (0:11.73)	1:52.01 [8] (0:12.93)	1:39.08 [8] (0:13.01)	1:26.07 [8] (0:12.94)	1:13.13 [8] (0:12.94)	1:00.19 [8] (0:12.96)	0:47.23 [8] (0:12.34)	0:34.89 [7] (0:11.81)	0:23.08 [5] (0:11.21)	0:11.87 [3] (0:11.87)
Average Speed [km/h]	45.5	61.4	56.6	56.1	55.7	56.1	56.2	59.2	62.2	64.4	60.7
Top Speed [km/h]	58.3	63.0	60.1	57.0	57.0	57.4	56.8	61.6	64.5	64.8	63.4
Avg. Dist. to Rail [m]	7.0	1.6	2.3	2.4	1.1	2.5	2.7	3.3	3.6	3.9	4.2
Avg. Stride Freq. [Hz]	2.1	2.3	2.2	2.2	2.1	2.2	2.1	2.2	2.3	2.3	2.3
Avg. Stride Length [m]	6.0	7.4	7.2	7.2	7.2	7.2	7.2	7.3	7.4	7.6	7.4



- [] Ranking at each section and finish
- :-:- No data available at this section
- NA No data available

Horse/Jockey Name	STILL BANGON
Finish Rank	3
Fastest Section Time (Section)	0:08.14 (Overall)
Top Speed [km/h] (Section)	65.8 (L400)
Race State	Finished



Ellerslie NZ - Professional

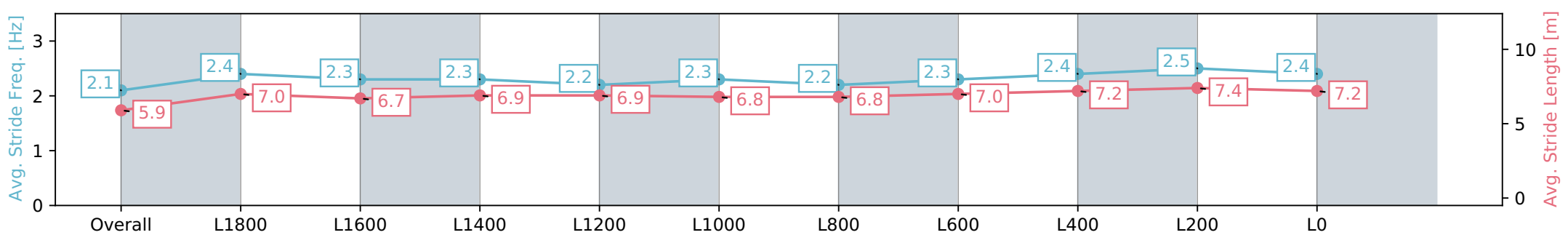
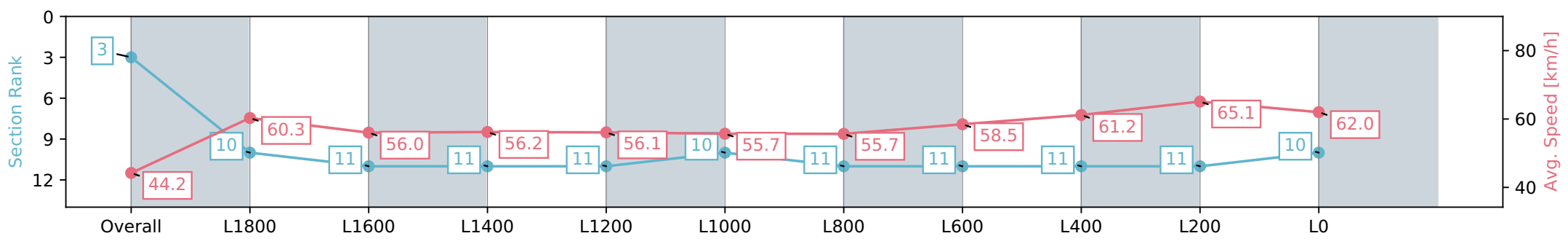
Race 6: MCKEE FAMILY SUNLINE VASE - 2100m

02 March 2024 - 3:28PM



Track Rating: Good 4, Weather: Fine, Rail Position: Out 2m From 1000m To 400m, Remainder True

Section	Overall	L1800	L1600	L1400	L1200	L1000	L800	L600	L400	L200	L0
Section Times	2:11.95 [3] (0:08.14)	2:03.81 [10] (0:11.96)	1:51.85 [11] (0:12.97)	1:38.88 [11] (0:12.99)	1:25.89 [11] (0:12.82)	1:13.07 [10] (0:12.99)	1:00.08 [11] (0:12.99)	0:47.09 [11] (0:12.41)	0:34.68 [11] (0:11.98)	0:22.70 [11] (0:11.08)	0:11.62 [10] (0:11.62)
Average Speed [km/h]	44.2	60.3	56.0	56.2	56.1	55.7	55.7	58.5	61.2	65.1	62.0
Top Speed [km/h]	55.8	62.9	58.5	57.4	57.3	57.4	57.3	60.3	63.5	65.8	64.3
Avg. Dist. to Rail [m]	9.1	1.8	1.3	2.0	0.4	1.3	1.3	1.6	3.1	3.9	4.9
Avg. Stride Freq. [Hz]	2.1	2.4	2.3	2.3	2.2	2.3	2.2	2.3	2.4	2.5	2.4
Avg. Stride Length [m]	5.9	7.0	6.7	6.9	6.9	6.8	6.8	7.0	7.2	7.4	7.2



- [] Ranking at each section and finish
- :-:- No data available at this section
- NA No data available

Horse/Jockey Name	VERA ROSE
Finish Rank	4
Fastest Section Time (Section)	0:07.76 (Overall)
Top Speed [km/h] (Section)	65.0 (L2000)
Race State	Finished



Ellerslie NZ - Professional

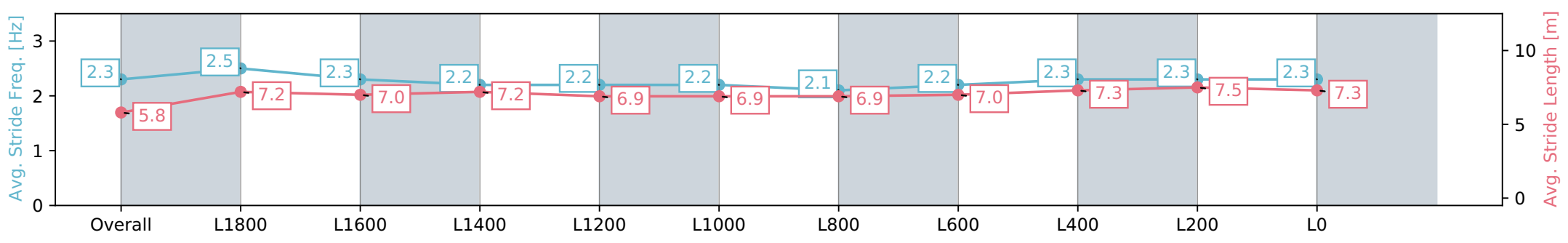
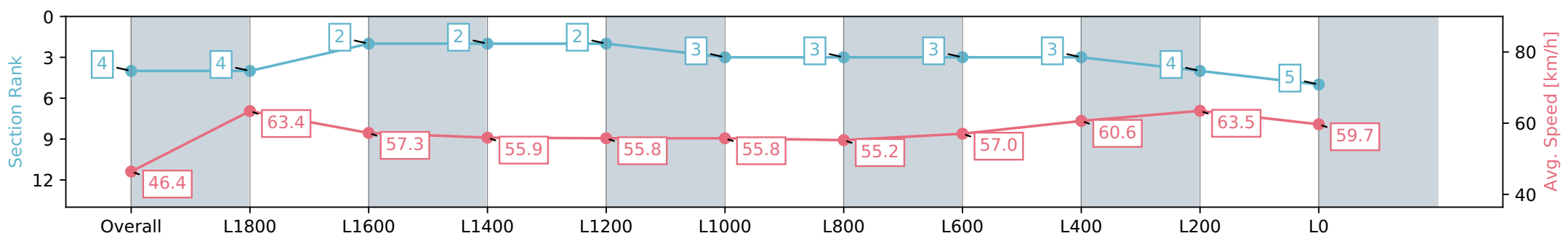
Race 6: MCKEE FAMILY SUNLINE VASE - 2100m

02 March 2024 - 3:28PM



Track Rating: Good 4, Weather: Fine, Rail Position: Out 2m From 1000m To 400m, Remainder True

Section	Overall	L1800	L1600	L1400	L1200	L1000	L800	L600	L400	L200	L0
Section Times	2:11.96 [4] (0:07.76)	2:04.20 [4] (0:11.35)	1:52.85 [2] (0:12.73)	1:40.12 [2] (0:13.03)	1:27.09 [2] (0:12.90)	1:14.19 [3] (0:12.96)	1:01.23 [3] (0:13.08)	0:48.15 [3] (0:12.72)	0:35.43 [3] (0:12.01)	0:23.42 [4] (0:11.37)	0:12.05 [5] (0:12.05)
Average Speed [km/h]	46.4	63.4	57.3	55.9	55.8	55.8	55.2	57.0	60.6	63.5	59.7
Top Speed [km/h]	58.8	65.0	61.8	56.8	57.2	57.6	56.5	58.0	63.0	64.4	62.2
Avg. Dist. to Rail [m]	3.7	1.9	1.7	1.8	0.1	1.4	1.3	1.4	1.9	2.3	2.4
Avg. Stride Freq. [Hz]	2.3	2.5	2.3	2.2	2.2	2.2	2.1	2.2	2.3	2.3	2.3
Avg. Stride Length [m]	5.8	7.2	7.0	7.2	6.9	6.9	6.9	7.0	7.3	7.5	7.3



- [] Ranking at each section and finish
- :-:- No data available at this section
- NA No data available

Horse/Jockey Name	MOONLIGHT MAGIC
Finish Rank	5
Fastest Section Time (Section)	0:07.79 (Overall)
Top Speed [km/h] (Section)	64.8 (L400)
Race State	Finished



Ellerslie NZ - Professional

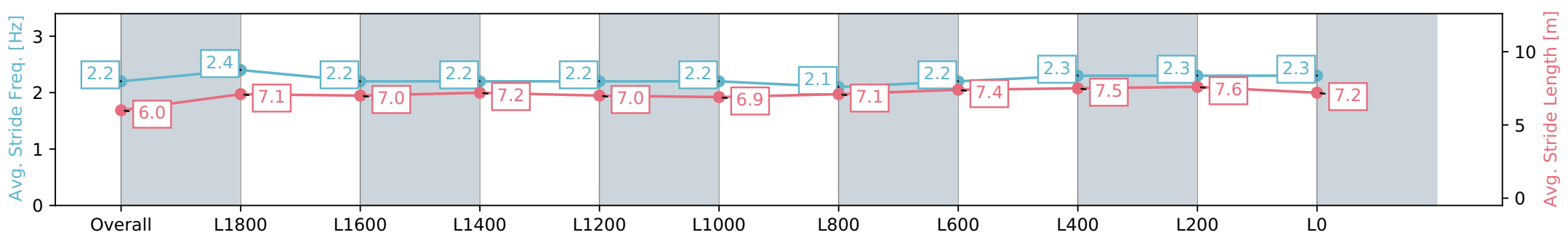
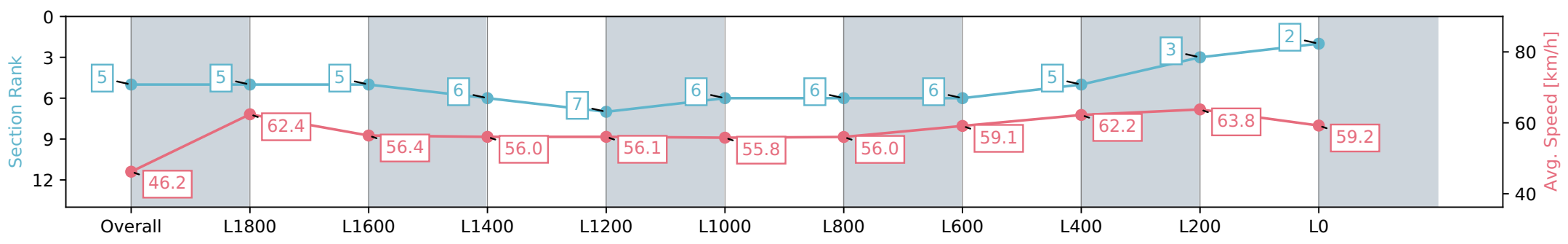
Race 6: MCKEE FAMILY SUNLINE VASE - 2100m

02 March 2024 - 3:28PM



Track Rating: Good 4, Weather: Fine, Rail Position: Out 2m From 1000m To 400m, Remainder True

Section	Overall	L1800	L1600	L1400	L1200	L1000	L800	L600	L400	L200	L0
Section Times	2:11.97 [5] (0:07.79)	2:04.18 [5] (0:11.55)	1:52.63 [5] (0:13.01)	1:39.62 [6] (0:13.10)	1:26.52 [7] (0:12.86)	1:13.66 [6] (0:13.00)	1:00.66 [6] (0:12.94)	0:47.72 [6] (0:12.41)	0:35.31 [5] (0:11.82)	0:23.49 [3] (0:11.34)	0:12.15 [2] (0:12.15)
Average Speed [km/h]	46.2	62.4	56.4	56.0	56.1	55.8	56.0	59.1	62.2	63.8	59.2
Top Speed [km/h]	60.2	63.1	60.7	56.9	57.0	57.1	56.6	61.2	63.5	64.8	62.2
Avg. Dist. to Rail [m]	2.7	1.7	3.0	3.0	1.1	2.5	2.7	3.4	4.0	3.8	4.2
Avg. Stride Freq. [Hz]	2.2	2.4	2.2	2.2	2.2	2.2	2.2	2.1	2.2	2.3	2.3
Avg. Stride Length [m]	6.0	7.1	7.0	7.2	7.0	6.9	7.1	7.4	7.5	7.6	7.2



- [] Ranking at each section and finish
- :-:- No data available at this section
- NA No data available

Horse/Jockey Name	LIVID SKY
Finish Rank	6
Fastest Section Time (Section)	0:08.18 (Overall)
Top Speed [km/h] (Section)	64.6 (L400)
Race State	Finished



Ellerslie NZ - Professional

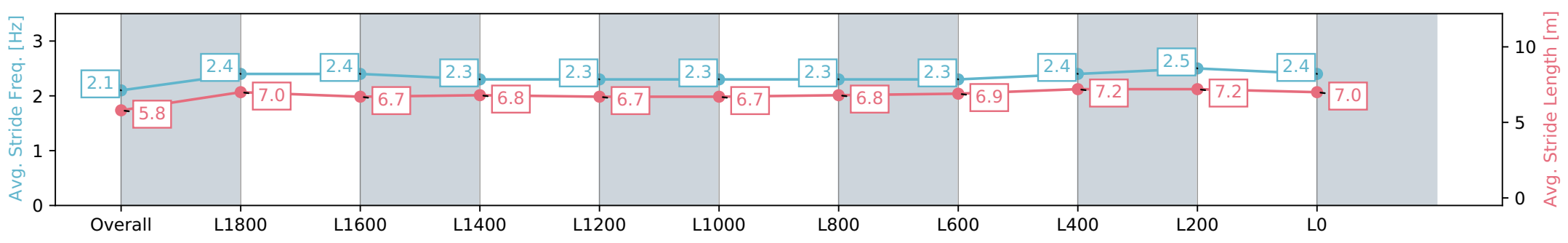
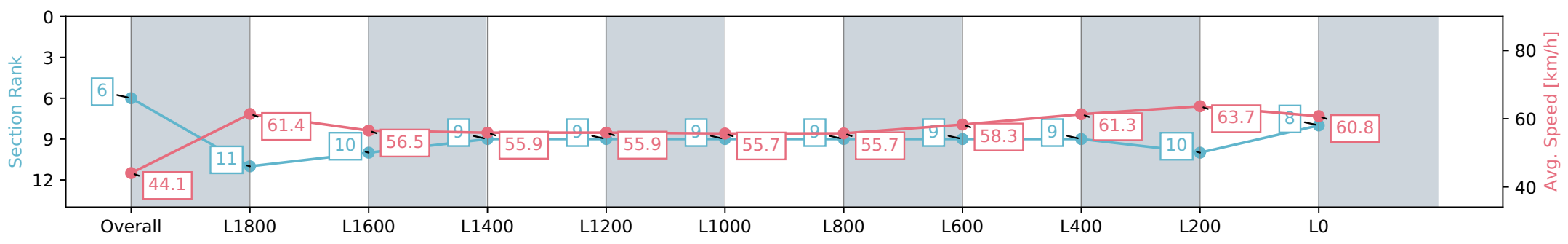
Race 6: MCKEE FAMILY SUNLINE VASE - 2100m

02 March 2024 - 3:28PM



Track Rating: Good 4, Weather: Fine, Rail Position: Out 2m From 1000m To 400m, Remainder True

Section	Overall	L1800	L1600	L1400	L1200	L1000	L800	L600	L400	L200	L0
Section Times	2:12.15 [6] (0:08.18)	2:03.97 [11] (0:11.71)	1:52.26 [10] (0:12.80)	1:39.46 [9] (0:13.06)	1:26.40 [9] (0:12.89)	1:13.51 [9] (0:12.98)	1:00.53 [9] (0:12.98)	0:47.55 [9] (0:12.46)	0:35.09 [9] (0:11.91)	0:23.18 [10] (0:11.32)	0:11.86 [8] (0:11.86)
Average Speed [km/h]	44.1	61.4	56.5	55.9	55.9	55.7	55.7	58.3	61.3	63.7	60.8
Top Speed [km/h]	56.4	63.0	60.2	56.4	56.6	56.9	56.5	60.4	64.3	64.6	63.0
Avg. Dist. to Rail [m]	7.4	0.9	1.0	2.0	0.2	1.4	1.5	1.6	2.5	1.9	1.8
Avg. Stride Freq. [Hz]	2.1	2.4	2.4	2.3	2.3	2.3	2.3	2.3	2.3	2.4	2.4
Avg. Stride Length [m]	5.8	7.0	6.7	6.8	6.7	6.7	6.8	6.9	7.2	7.2	7.0



- [] Ranking at each section and finish
- :-:- No data available at this section
- NA No data available

Horse/Jockey Name	NEPHETI
Finish Rank	7
Fastest Section Time (Section)	0:07.65 (Overall)
Top Speed [km/h] (Section)	65.1 (L2000)
Race State	Finished



Ellerslie NZ - Professional

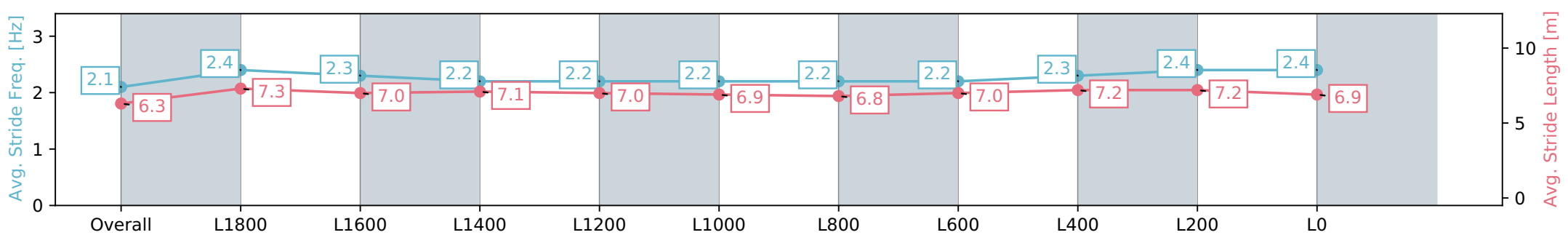
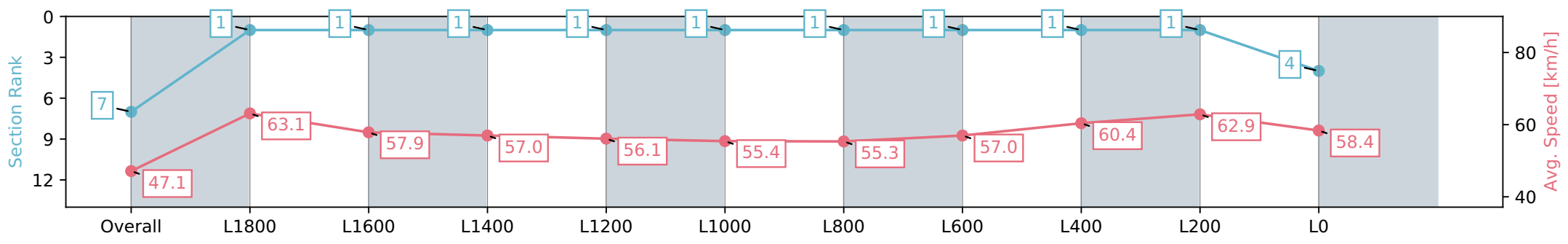
Race 6: MCKEE FAMILY SUNLINE VASE - 2100m

02 March 2024 - 3:28PM



Track Rating: Good 4, Weather: Fine, Rail Position: Out 2m From 1000m To 400m, Remainder True

Section	Overall	L1800	L1600	L1400	L1200	L1000	L800	L600	L400	L200	L0
Section Times	2:12.20 [7] (0:07.65)	2:04.55 [1] (0:11.43)	1:53.12 [1] (0:12.71)	1:40.41 [1] (0:12.88)	1:27.53 [1] (0:12.84)	1:14.69 [1] (0:13.02)	1:01.67 [1] (0:13.09)	0:48.58 [1] (0:12.72)	0:35.86 [1] (0:12.06)	0:23.80 [1] (0:11.46)	0:12.34 [4] (0:12.34)
Average Speed [km/h]	47.1	63.1	57.9	57.0	56.1	55.4	55.3	57.0	60.4	62.9	58.4
Top Speed [km/h]	58.4	65.1	62.7	57.7	57.5	56.8	56.7	57.5	62.7	63.6	61.7
Avg. Dist. to Rail [m]	5.7	3.1	3.2	3.1	0.2	1.4	1.3	1.6	1.9	0.7	0.2
Avg. Stride Freq. [Hz]	2.1	2.4	2.3	2.2	2.2	2.2	2.2	2.2	2.3	2.4	2.4
Avg. Stride Length [m]	6.3	7.3	7.0	7.1	7.0	6.9	6.8	7.0	7.2	7.2	6.9



- [] Ranking at each section and finish
- :-:- No data available at this section
- NA No data available

Horse/Jockey Name	CHAOURCE
Finish Rank	8
Fastest Section Time (Section)	0:07.82 (Overall)
Top Speed [km/h] (Section)	66.8 (L400)
Race State	Finished



Ellerslie NZ - Professional

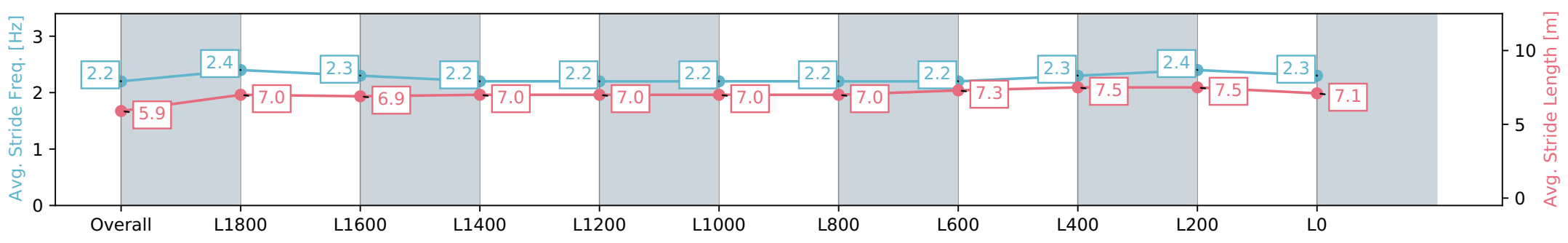
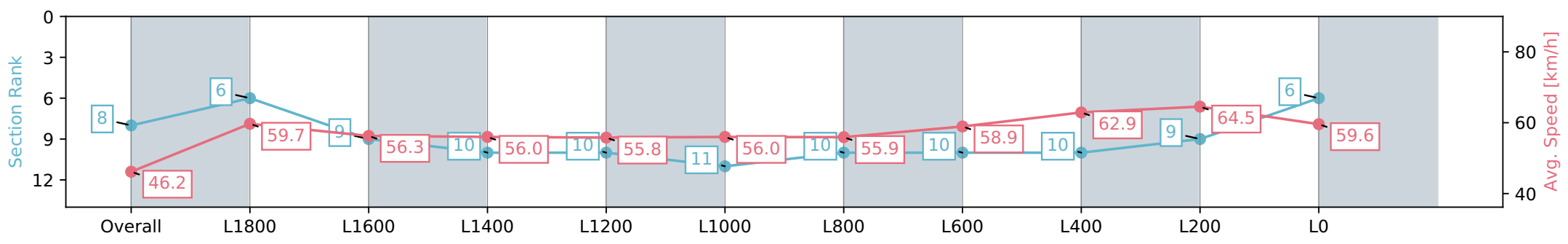
Race 6: MCKEE FAMILY SUNLINE VASE - 2100m

02 March 2024 - 3:28PM



Track Rating: Good 4, Weather: Fine, Rail Position: Out 2m From 1000m To 400m, Remainder True

Section	Overall	L1800	L1600	L1400	L1200	L1000	L800	L600	L400	L200	L0
Section Times	2:12.22 [8] (0:07.82)	2:04.40 [6] (0:12.07)	1:52.33 [9] (0:13.00)	1:39.33 [10] (0:13.09)	1:26.24 [10] (0:12.90)	1:13.34 [11] (0:12.97)	1:00.37 [10] (0:12.96)	0:47.41 [10] (0:12.38)	0:35.03 [10] (0:11.77)	0:23.26 [9] (0:11.17)	0:12.09 [6] (0:12.09)
Average Speed [km/h]	46.2	59.7	56.3	56.0	55.8	56.0	55.9	58.9	62.9	64.5	59.6
Top Speed [km/h]	55.9	61.5	59.6	56.9	57.4	57.1	57.3	62.0	65.1	66.8	62.6
Avg. Dist. to Rail [m]	8.5	2.9	2.4	2.9	1.3	2.5	2.4	2.6	4.4	6.7	6.1
Avg. Stride Freq. [Hz]	2.2	2.4	2.3	2.2	2.2	2.2	2.2	2.2	2.2	2.3	2.4
Avg. Stride Length [m]	5.9	7.0	6.9	7.0	7.0	7.0	7.0	7.0	7.3	7.5	7.1



- [] Ranking at each section and finish
- :-:- No data available at this section
- NA No data available

Horse/Jockey Name	BLACK BETTY
Finish Rank	9
Fastest Section Time (Section)	0:08.07 (Overall)
Top Speed [km/h] (Section)	64.7 (L400)
Race State	Finished



Ellerslie NZ - Professional

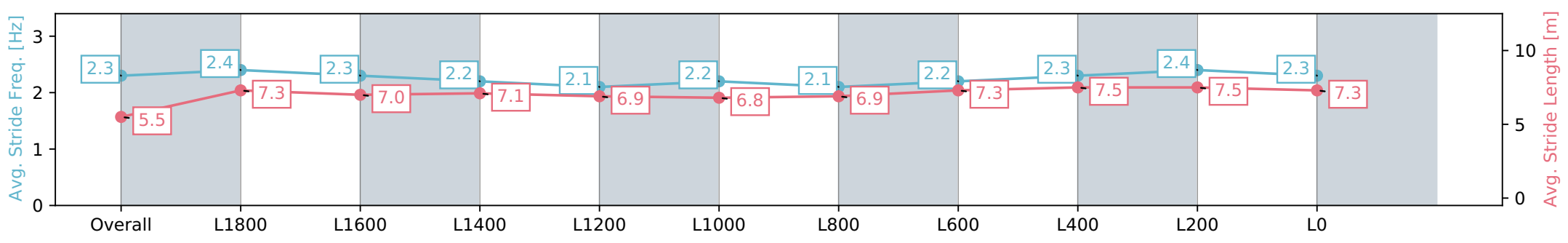
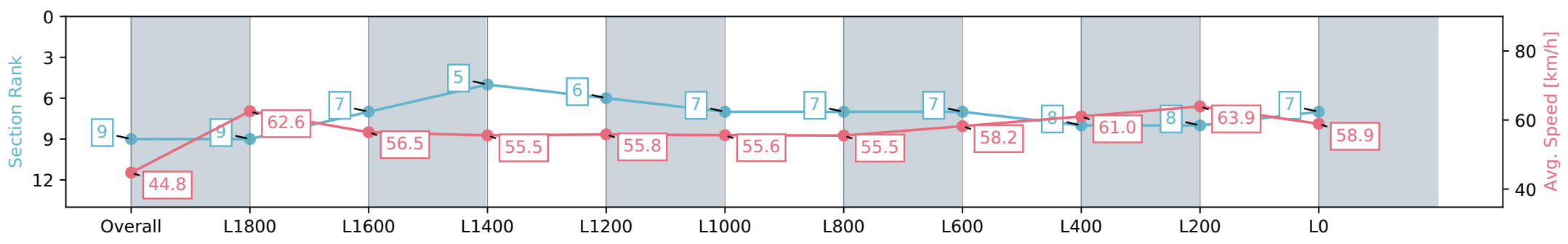
Race 6: MCKEE FAMILY SUNLINE VASE - 2100m

02 March 2024 - 3:28PM



Track Rating: Good 4, Weather: Fine, Rail Position: Out 2m From 1000m To 400m, Remainder True

Section	Overall	L1800	L1600	L1400	L1200	L1000	L800	L600	L400	L200	L0
Section Times	2:12.44 [9] (0:08.07)	2:04.37 [9] (0:11.49)	1:52.88 [7] (0:12.79)	1:40.09 [5] (0:13.09)	1:27.00 [6] (0:12.88)	1:14.12 [7] (0:13.00)	1:01.12 [7] (0:13.03)	0:48.09 [7] (0:12.53)	0:35.56 [8] (0:12.05)	0:23.51 [8] (0:11.28)	0:12.22 [7] (0:12.22)
Average Speed [km/h]	44.8	62.6	56.5	55.5	55.8	55.6	55.5	58.2	61.0	63.9	58.9
Top Speed [km/h]	58.4	64.4	60.1	56.1	56.8	57.4	56.2	59.8	64.0	64.7	62.1
Avg. Dist. to Rail [m]	3.9	0.9	0.9	1.2	0.1	1.3	1.4	2.3	3.8	4.4	4.2
Avg. Stride Freq. [Hz]	2.3	2.4	2.3	2.2	2.1	2.2	2.1	2.2	2.3	2.4	2.3
Avg. Stride Length [m]	5.5	7.3	7.0	7.1	6.9	6.8	6.9	7.3	7.5	7.5	7.3



- [] Ranking at each section and finish
- :-:- No data available at this section
- NA No data available

Horse/Jockey Name	TULSI
Finish Rank	10
Fastest Section Time (Section)	0:07.72 (Overall)
Top Speed [km/h] (Section)	64.8 (L2000)
Race State	Finished



Ellerslie NZ - Professional

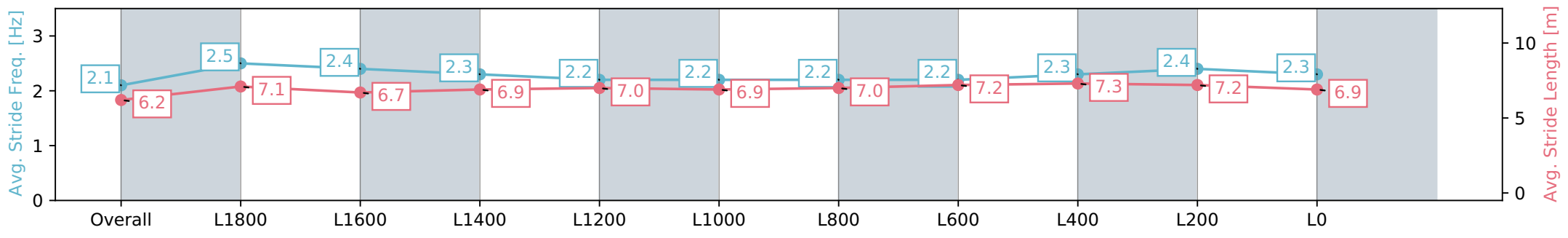
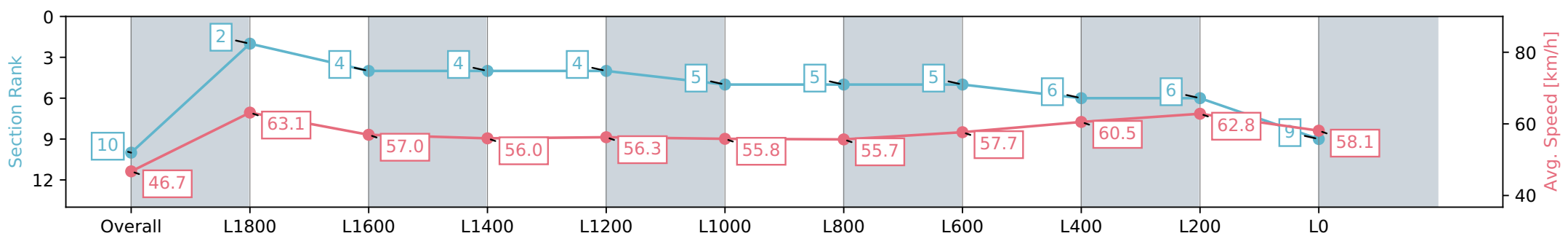
Race 6: MCKEE FAMILY SUNLINE VASE - 2100m

02 March 2024 - 3:28PM



Track Rating: Good 4, Weather: Fine, Rail Position: Out 2m From 1000m To 400m, Remainder True

Section	Overall	L1800	L1600	L1400	L1200	L1000	L800	L600	L400	L200	L0
Section Times	2:12.67 [10] (0:07.72)	2:04.95 [2] (0:11.42)	1:53.53 [4] (0:12.95)	1:40.58 [4] (0:13.14)	1:27.44 [4] (0:12.79)	1:14.65 [5] (0:12.99)	1:01.66 [5] (0:13.03)	0:48.63 [5] (0:12.66)	0:35.97 [6] (0:12.12)	0:23.85 [6] (0:11.47)	0:12.38 [9] (0:12.38)
Average Speed [km/h]	46.7	63.1	57.0	56.0	56.3	55.8	55.7	57.7	60.5	62.8	58.1
Top Speed [km/h]	58.6	64.8	61.2	56.7	57.4	57.6	56.3	58.6	62.9	64.1	62.5
Avg. Dist. to Rail [m]	5.1	2.8	3.7	3.2	1.5	2.4	2.4	2.7	3.0	3.4	3.4
Avg. Stride Freq. [Hz]	2.1	2.5	2.4	2.3	2.2	2.2	2.2	2.2	2.2	2.3	2.3
Avg. Stride Length [m]	6.2	7.1	6.7	6.9	7.0	6.9	7.0	7.2	7.3	7.2	6.9



- [] Ranking at each section and finish
- :-:- No data available at this section
- NA No data available

Horse/Jockey Name	SUAVETTA
Finish Rank	11
Fastest Section Time (Section)	0:07.75 (Overall)
Top Speed [km/h] (Section)	64.3 (L2000)
Race State	Finished



Ellerslie NZ - Professional

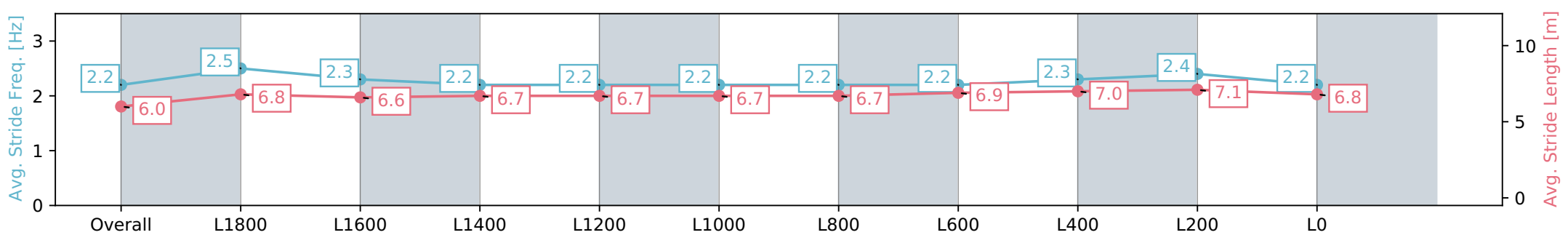
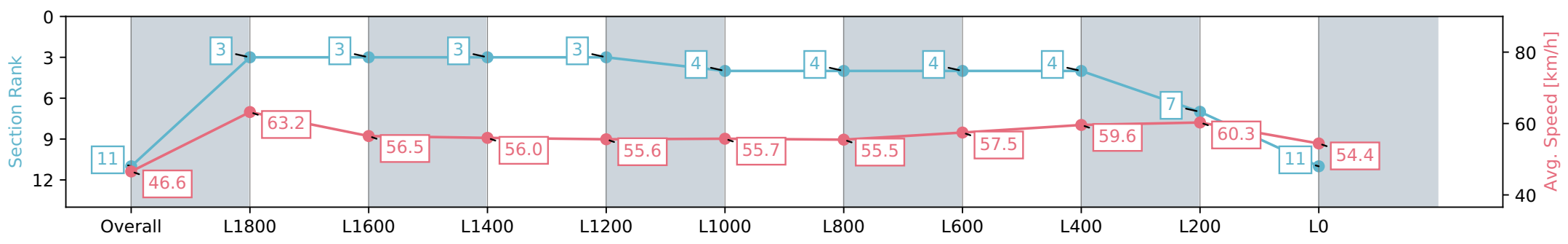
Race 6: MCKEE FAMILY SUNLINE VASE - 2100m

02 March 2024 - 3:28PM



Track Rating: Good 4, Weather: Fine, Rail Position: Out 2m From 1000m To 400m, Remainder True

Section	Overall	L1800	L1600	L1400	L1200	L1000	L800	L600	L400	L200	L0
Section Times	2:14.01 [11] (0:07.75)	2:06.26 [3] (0:11.38)	1:54.88 [3] (0:12.84)	1:42.04 [3] (0:13.03)	1:29.01 [3] (0:12.95)	1:16.06 [4] (0:12.97)	1:03.09 [4] (0:13.06)	0:50.03 [4] (0:12.60)	0:37.43 [4] (0:12.25)	0:25.18 [7] (0:11.96)	0:13.22 [11] (0:13.22)
Average Speed [km/h]	46.6	63.2	56.5	56.0	55.6	55.7	55.5	57.5	59.6	60.3	54.4
Top Speed [km/h]	60.6	64.3	60.5	56.6	57.2	57.5	56.0	58.8	61.5	61.5	58.7
Avg. Dist. to Rail [m]	1.0	0.5	1.3	1.9	0.5	1.4	1.4	1.5	2.2	0.6	0.4
Avg. Stride Freq. [Hz]	2.2	2.5	2.3	2.2	2.2	2.2	2.2	2.2	2.2	2.3	2.2
Avg. Stride Length [m]	6.0	6.8	6.6	6.7	6.7	6.7	6.7	6.9	7.0	7.1	6.8



- [] Ranking at each section and finish
- :-:- No data available at this section
- NA No data available