

Track Rating: Good 4, Weather: Fine, Rail Position: Out 2m From 1000m To 400m,
Remainder True

Section Field Times							Overall	L1200	L1000	L800	L600	L400		
							1:17.05 (0:07.76)	1:09.29 (0:11.52)	0:57.77 (0:11.36)	0:46.41 (0:11.51)	0:34.91 (0:11.78)	0:23.12 (0:11.41)		
Position	#	Horse/Jockey	Barrier	Top Speed [km/h]	Fastest Section	First 400m								Distance Travelled From Winner [m]
1	8	DAME LILIBIC Sam Weatherley	4	66.3 200-0	0:07.82 1200-1000	0:25.33	1:17.05 (0:07.82)	1:09.23 [3] (0:11.85)	0:57.38 [5] (0:11.33)	0:46.05 [4] (0:11.54)	0:34.51 [5] (0:11.75)	0:22.76 [4] (0:11.13)		
2	6	SINGING SUN Kelly Myers	8	65.0 200-0	0:07.75 1200-1000	0:25.18	1:17.06 (0:07.75)	1:09.31 [1] (0:11.73)	0:57.58 [2] (0:11.39)	0:46.19 [2] (0:11.53)	0:34.66 [2] (0:11.69)	0:22.97 [2] (0:11.28)		-5
3	4	C'EST MOI Craig Grylls	11	67.6 200-0	0:08.28 1200-1000	0:26.02	1:17.13 (0:08.28)	1:08.85 [9] (0:12.08)	0:56.77 [10] (0:11.13)	0:45.64 [9] (0:11.36)	0:34.28 [8] (0:11.76)	0:22.52 [9] (0:10.86)		+2
4	3	LORD DONOVAN Katie Hercock	5	66.5 200-0	0:08.14 1200-1000	0:25.78	1:17.30 (0:08.14)	1:09.16 [8] (0:12.01)	0:57.15 [9] (0:11.36)	0:45.79 [10] (0:11.47)	0:34.32 [10] (0:11.67)	0:22.65 [10] (0:11.01)		+0
5	7	SLIPPER ISLAND Michael McNab	1	64.3 800-600	0:08.01 1200-1000	0:25.32	1:17.31 (0:08.01)	1:09.30 [4] (0:11.65)	0:57.65 [4] (0:11.39)	0:46.26 [5] (0:11.42)	0:34.84 [4] (0:11.67)	0:23.17 [3] (0:11.34)		-7
6	9	I'M LULU Masahiro Hashizume	10	66.0 1000-800	0:08.04 1200-1000	0:25.25	1:17.32 (0:08.04)	1:09.28 [5] (0:11.51)	0:57.77 [3] (0:11.41)	0:46.36 [3] (0:11.50)	0:34.86 [3] (0:11.84)	0:23.02 [5] (0:11.26)		+0
7	1	KINGFISHER Ace Lawson-Carroll	3	65.9 200-0	0:08.30 1200-1000	0:25.62	1:17.41 (0:08.30)	1:09.11 [10] (0:11.56)	0:57.54 [6] (0:11.40)	0:46.14 [7] (0:11.51)	0:34.63 [7] (0:11.76)	0:22.87 [7] (0:11.07)		-4
8	10	LOOKSEASY Darren Danis	6	64.5 800-600	0:07.77 1200-1000	0:24.97	1:17.53 (0:07.77)	1:09.76 [2] (0:11.51)	0:58.25 [1] (0:11.35)	0:46.90 [1] (0:11.51)	0:35.39 [1] (0:11.78)	0:23.61 [1] (0:11.42)		-6
9	5	GLOBAL CURRENCY Owen Bosson	2	65.7 200-0	0:08.13 1200-1000	0:25.68	1:17.57 (0:08.13)	1:09.44 [7] (0:11.89)	0:57.55 [8] (0:11.43)	0:46.12 [8] (0:11.43)	0:34.69 [9] (0:11.69)	0:23.00 [8] (0:11.13)		-1
10	2	LILHOOVESGOTMOVES James Doyle	9	65.6 800-600	0:08.08 1200-1000	0:25.63	1:17.93 (0:08.08)	1:09.85 [6] (0:11.88)	0:57.97 [7] (0:11.27)	0:46.70 [6] (0:11.48)	0:35.22 [6] (0:11.80)	0:23.42 [6] (0:11.17)		+1

Track Rating: Good 4, Weather: Fine, Rail Position: Out 2m From 1000m To 400m,
Remainder True

Section
Field Times

L200
0:11.71
(0:11.71)

Position	#	Horse/Jockey	Barrier	Top Speed [km/h]	Fastest Section	First 400m	Margin							Distance Travelled From Winner [m]
1	8	DAME LILIBIC Sam Weatherley	4	66.3 200-0	0:07.82 1200-1000	0:25.33	0:11.63 [3] (0:11.63)	1:17.05						
2	6	SINGING SUN Kelly Myers	8	65.0 200-0	0:07.75 1200-1000	0:25.18	0:11.69 [2] (0:11.69)	0.1L						-5
3	4	C'EST MOI Craig Grylls	11	67.6 200-0	0:08.28 1200-1000	0:26.02	0:11.66 [4] (0:11.66)	0.5L						+2
4	3	LORD DONOVAN Katie Hercock	5	66.5 200-0	0:08.14 1200-1000	0:25.78	0:11.64 [8] (0:11.64)	1.5L						+0
5	7	SLIPPER ISLAND Michael McNab	1	64.3 800-600	0:08.01 1200-1000	0:25.32	0:11.83 [5] (0:11.83)	1.5L						-7
6	9	I'M LULU Masahiro Hashizume	10	66.0 1000-800	0:08.04 1200-1000	0:25.25	0:11.76 [6] (0:11.76)	1.5L						+0
7	1	KINGFISHER Ace Lawson-Carroll	3	65.9 200-0	0:08.30 1200-1000	0:25.62	0:11.80 [7] (0:11.80)	2.0L						-4
8	10	LOOKSEASY Darren Danis	6	64.5 800-600	0:07.77 1200-1000	0:24.97	0:12.19 [1] (0:12.19)	2.8L						-6
9	5	GLOBAL CURRENCY Owen Bosson	2	65.7 200-0	0:08.13 1200-1000	0:25.68	0:11.87 [10] (0:11.87)	3.0L						-1
10	2	LILHOOVESGOTMOVES James Doyle	9	65.6 800-600	0:08.08 1200-1000	0:25.63	0:12.25 [9] (0:12.25)	5.0L						+1

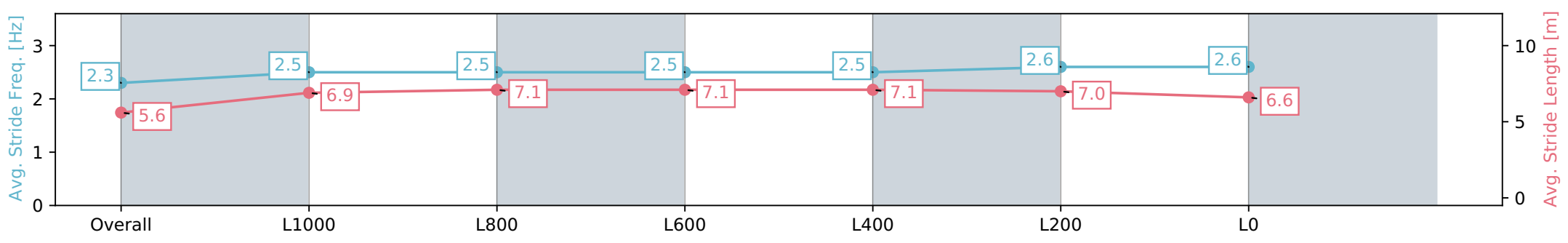
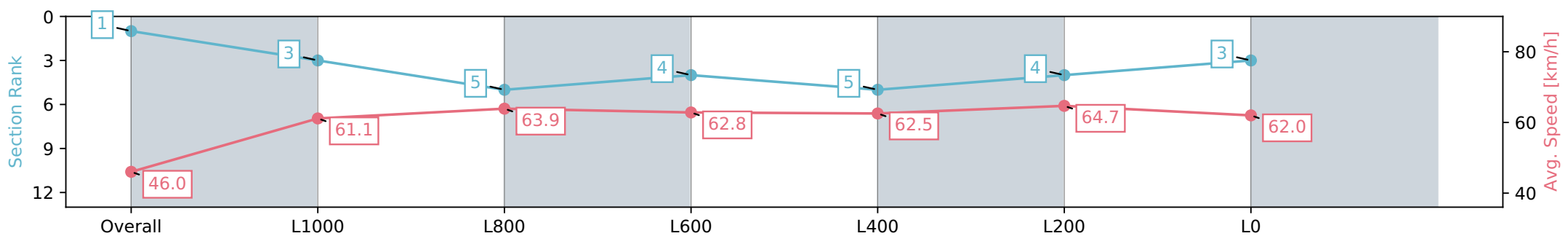
Horse/Jockey Name	DAME LILIBIC
Finish Rank	1
Fastest Section Time (Section)	0:07.82 (Overall)
Top Speed [km/h] (Section)	66.3 (L400)
Race State	Finished



Ellerslie NZ - Professional
 Race 4: AUCKLAND CO-OP TAXIS 1300 - 1300m
 02 March 2024 - 2:09PM
 Track Rating: Good 4, Weather: Fine, Rail Position: Out 2m From 1000m To 400m, Remainder True



Section	Overall	L1000	L800	L600	L400	L200	L0
Section Times	1:17.05 [1] (0:07.82)	1:09.23 [3] (0:11.85)	0:57.38 [5] (0:11.33)	0:46.05 [4] (0:11.54)	0:34.51 [5] (0:11.75)	0:22.76 [4] (0:11.13)	0:11.63 [3] (0:11.63)
Average Speed [km/h]	46.0	61.1	63.9	62.8	62.5	64.7	62.0
Top Speed [km/h]	57.4	63.0	64.6	64.7	63.6	66.3	64.4
Avg. Dist. to Rail [m]	4.1	2.2	1.5	1.6	3.1	2.7	4.2
Avg. Stride Freq. [Hz]	2.3	2.5	2.5	2.5	2.5	2.6	2.6
Avg. Stride Length [m]	5.6	6.9	7.1	7.1	7.1	7.0	6.6



- [] Ranking at each section and finish
- :-:- No data available at this section
- NA No data available

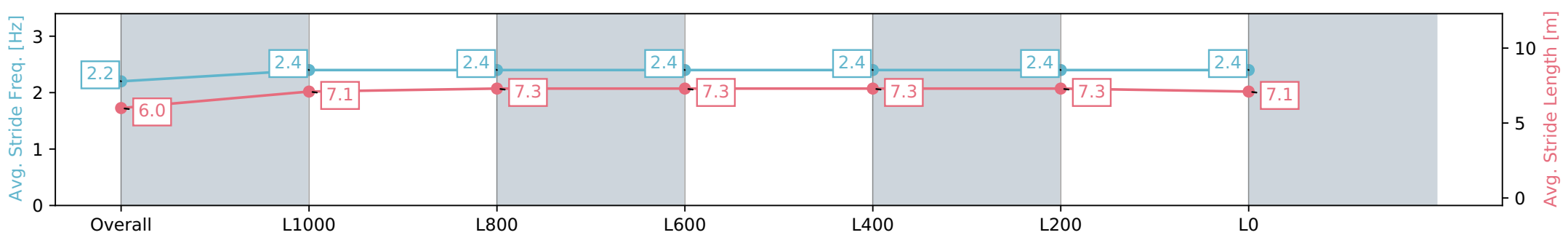
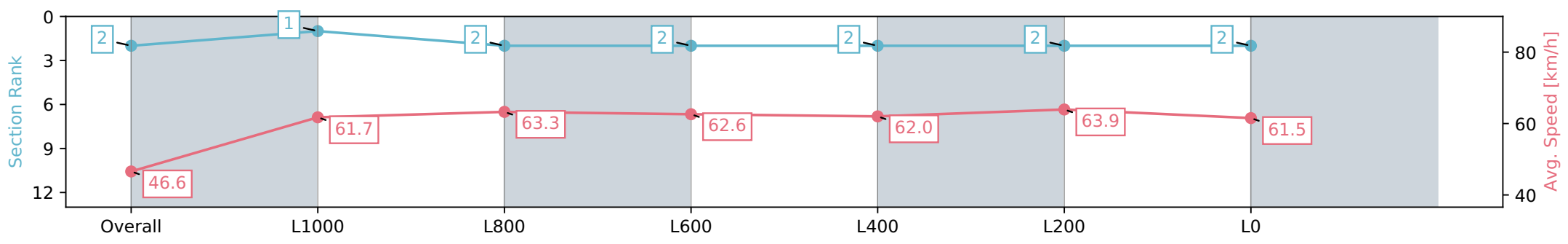
Horse/Jockey Name	SINGING SUN
Finish Rank	2
Fastest Section Time (Section)	0:07.75 (Overall)
Top Speed [km/h] (Section)	65.0 (L400)
Race State	Finished



Ellerslie NZ - Professional
 Race 4: AUCKLAND CO-OP TAXIS 1300 - 1300m
 02 March 2024 - 2:09PM
 Track Rating: Good 4, Weather: Fine, Rail Position: Out 2m From 1000m To 400m, Remainder True



Section	Overall	L1000	L800	L600	L400	L200	L0
Section Times	1:17.06 [2] (0:07.75)	1:09.31 [1] (0:11.73)	0:57.58 [2] (0:11.39)	0:46.19 [2] (0:11.53)	0:34.66 [2] (0:11.69)	0:22.97 [2] (0:11.28)	0:11.69 [2] (0:11.69)
Average Speed [km/h]	46.6	61.7	63.3	62.6	62.0	63.9	61.5
Top Speed [km/h]	60.7	63.2	64.7	63.8	63.3	65.0	63.7
Avg. Dist. to Rail [m]	7.0	2.2	0.9	0.3	1.4	1.8	3.2
Avg. Stride Freq. [Hz]	2.2	2.4	2.4	2.4	2.4	2.4	2.4
Avg. Stride Length [m]	6.0	7.1	7.3	7.3	7.3	7.3	7.1



- [] Ranking at each section and finish
- :-:- No data available at this section
- NA No data available

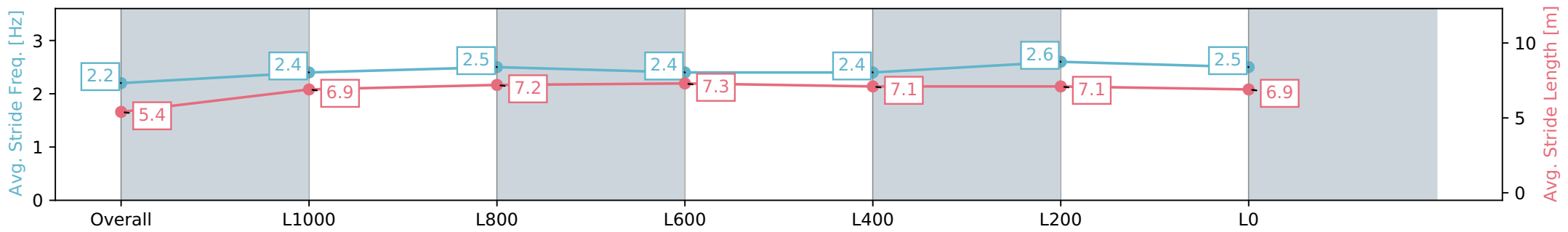
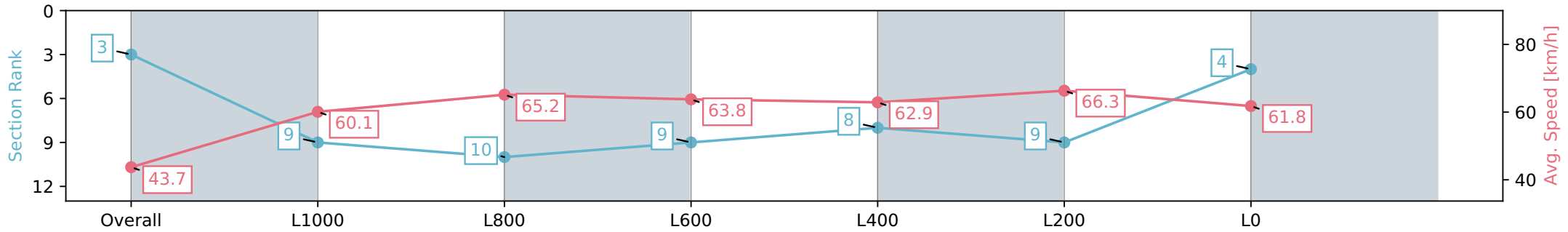
Horse/Jockey Name	C'EST MOI
Finish Rank	3
Fastest Section Time (Section)	0:08.28 (Overall)
Top Speed [km/h] (Section)	67.6 (L400)
Race State	Finished



Ellerslie NZ - Professional
 Race 4: AUCKLAND CO-OP TAXIS 1300 - 1300m
 02 March 2024 - 2:09PM
 Track Rating: Good 4, Weather: Fine, Rail Position: Out 2m From 1000m To 400m, Remainder True



Section	Overall	L1000	L800	L600	L400	L200	L0
Section Times	1:17.13 [3] (0:08.28)	1:08.85 [9] (0:12.08)	0:56.77 [10] (0:11.13)	0:45.64 [9] (0:11.36)	0:34.28 [8] (0:11.76)	0:22.52 [9] (0:10.86)	0:11.66 [4] (0:11.66)
Average Speed [km/h]	43.7	60.1	65.2	63.8	62.9	66.3	61.8
Top Speed [km/h]	59.0	62.0	66.1	65.1	66.2	67.6	65.1
Avg. Dist. to Rail [m]	9.2	3.0	2.0	1.4	4.2	6.2	6.5
Avg. Stride Freq. [Hz]	2.2	2.4	2.5	2.4	2.4	2.6	2.5
Avg. Stride Length [m]	5.4	6.9	7.2	7.3	7.1	7.1	6.9



Report Created: Sat 02 March 2024 12:42:07 GMT+11 (Note: Timing is based on positional data)

- [] Ranking at each section and finish
- :-:- No data available at this section
- NA No data available



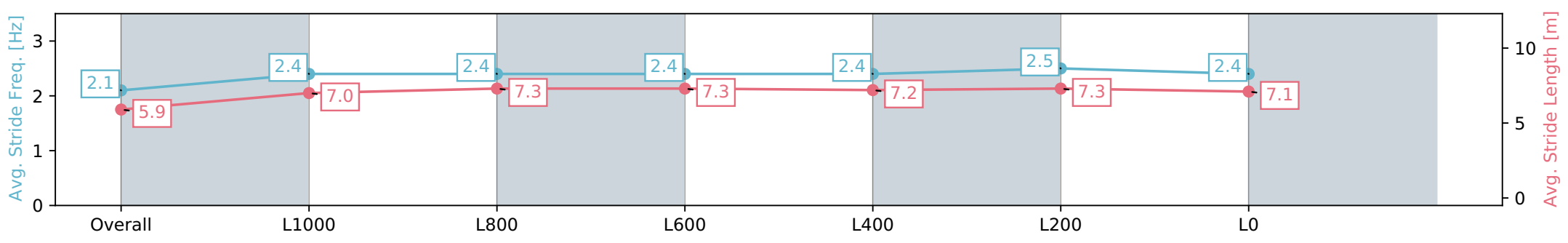
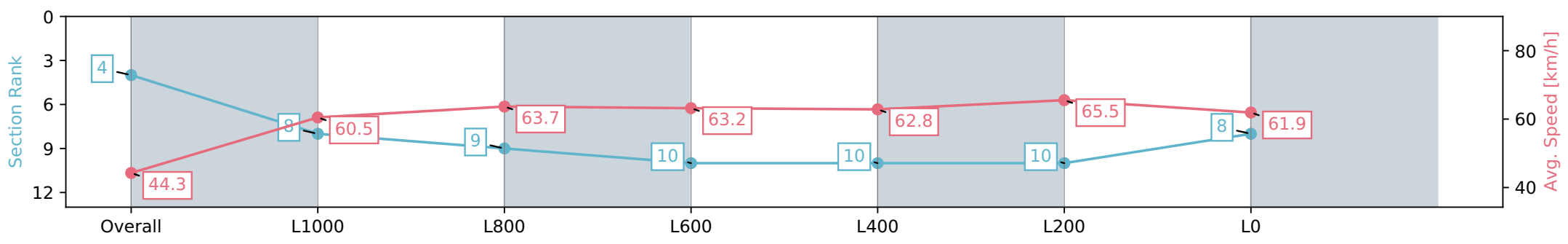
Horse/Jockey Name	LORD DONOVAN
Finish Rank	4
Fastest Section Time (Section)	0:08.14 (Overall)
Top Speed [km/h] (Section)	66.5 (L400)
Race State	Finished



Ellerslie NZ - Professional
 Race 4: AUCKLAND CO-OP TAXIS 1300 - 1300m
 02 March 2024 - 2:09PM
 Track Rating: Good 4, Weather: Fine, Rail Position: Out 2m From 1000m To 400m, Remainder True



Section	Overall	L1000	L800	L600	L400	L200	L0
Section Times	1:17.30 [4] (0:08.14)	1:09.16 [8] (0:12.01)	0:57.15 [9] (0:11.36)	0:45.79 [10] (0:11.47)	0:34.32 [10] (0:11.67)	0:22.65 [10] (0:11.01)	0:11.64 [8] (0:11.64)
Average Speed [km/h]	44.3	60.5	63.7	63.2	62.8	65.5	61.9
Top Speed [km/h]	60.2	62.9	65.0	64.9	64.7	66.5	65.6
Avg. Dist. to Rail [m]	4.6	2.2	1.5	1.7	3.0	3.4	5.7
Avg. Stride Freq. [Hz]	2.1	2.4	2.4	2.4	2.4	2.5	2.4
Avg. Stride Length [m]	5.9	7.0	7.3	7.3	7.2	7.3	7.1



- [] Ranking at each section and finish
- :-:- No data available at this section
- NA No data available

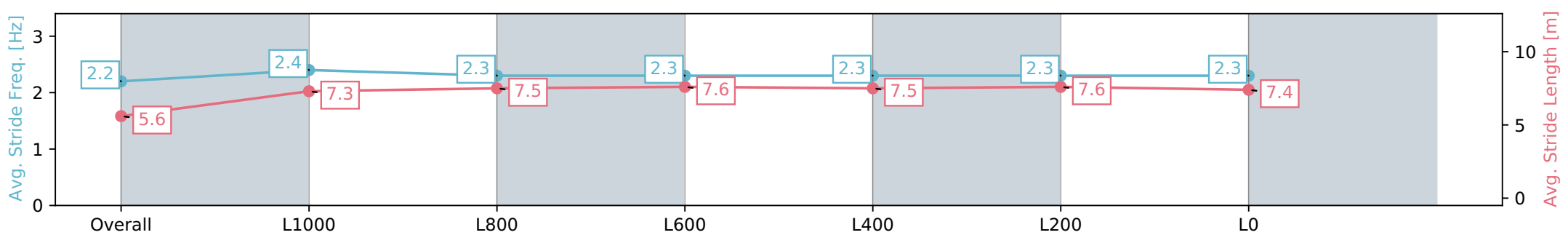
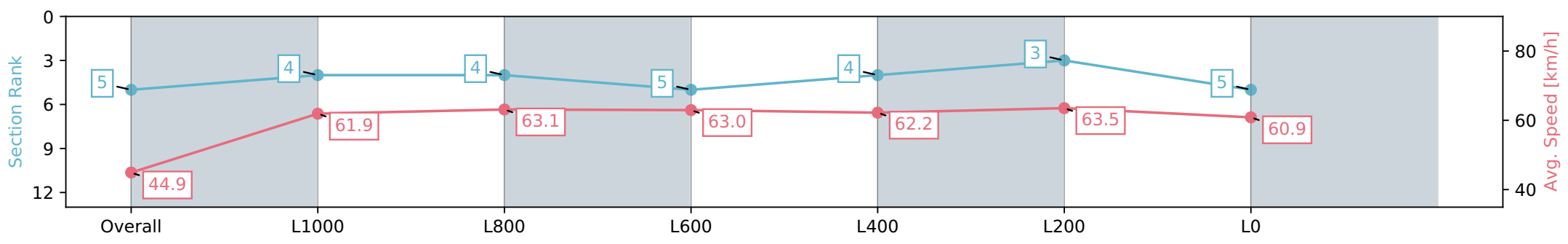
Horse/Jockey Name	SLIPPER ISLAND
Finish Rank	5
Fastest Section Time (Section)	0:08.01 (Overall)
Top Speed [km/h] (Section)	64.3 (L1000)
Race State	Finished



Ellerslie NZ - Professional
 Race 4: AUCKLAND CO-OP TAXIS 1300 - 1300m
 02 March 2024 - 2:09PM
 Track Rating: Good 4, Weather: Fine, Rail Position: Out 2m From 1000m To 400m, Remainder True



Section	Overall	L1000	L800	L600	L400	L200	L0
Section Times	1:17.31 [5] (0:08.01)	1:09.30 [4] (0:11.65)	0:57.65 [4] (0:11.39)	0:46.26 [5] (0:11.42)	0:34.84 [4] (0:11.67)	0:23.17 [3] (0:11.34)	0:11.83 [5] (0:11.83)
Average Speed [km/h]	44.9	61.9	63.1	63.0	62.2	63.5	60.9
Top Speed [km/h]	59.8	63.1	64.3	64.2	63.4	64.1	63.6
Avg. Dist. to Rail [m]	1.9	0.6	0.6	0.3	1.4	2.0	4.0
Avg. Stride Freq. [Hz]	2.2	2.4	2.3	2.3	2.3	2.3	2.3
Avg. Stride Length [m]	5.6	7.3	7.5	7.6	7.5	7.6	7.4



Report Created: Sat 02 March 2024 12:42:13 GMT+11 (Note: Timing is based on positional data)

- [] Ranking at each section and finish
- :-:- No data available at this section
- NA No data available



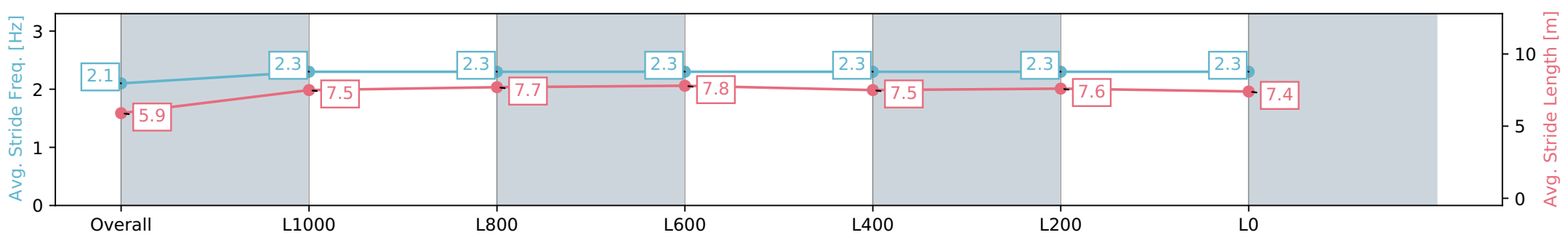
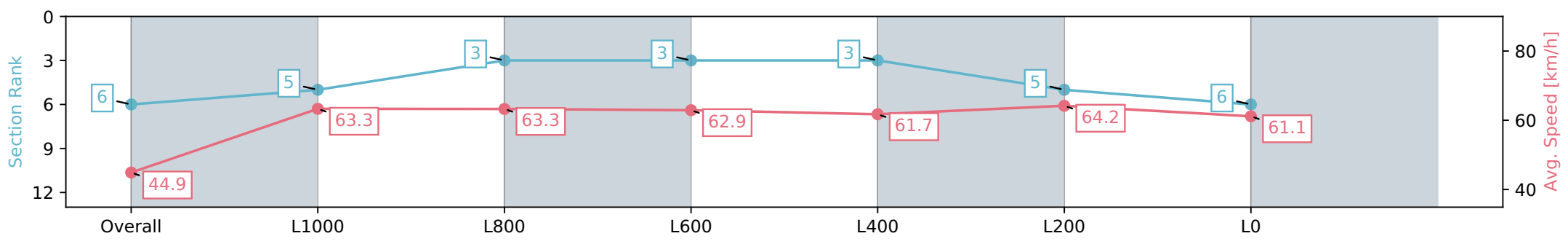
Horse/Jockey Name	I'M LULU
Finish Rank	6
Fastest Section Time (Section)	0:08.04 (Overall)
Top Speed [km/h] (Section)	66.0 (L1200)
Race State	Finished



Ellerslie NZ - Professional
 Race 4: AUCKLAND CO-OP TAXIS 1300 - 1300m
 02 March 2024 - 2:09PM
 Track Rating: Good 4, Weather: Fine, Rail Position: Out 2m From 1000m To 400m, Remainder True



Section	Overall	L1000	L800	L600	L400	L200	L0
Section Times	1:17.32 [6] (0:08.04)	1:09.28 [5] (0:11.51)	0:57.77 [3] (0:11.41)	0:46.36 [3] (0:11.50)	0:34.86 [3] (0:11.84)	0:23.02 [5] (0:11.26)	0:11.76 [6] (0:11.76)
Average Speed [km/h]	44.9	63.3	63.3	62.9	61.7	64.2	61.1
Top Speed [km/h]	61.5	66.0	64.1	63.7	63.8	64.7	64.1
Avg. Dist. to Rail [m]	9.0	3.8	1.3	0.9	2.6	4.1	5.9
Avg. Stride Freq. [Hz]	2.1	2.3	2.3	2.3	2.3	2.3	2.3
Avg. Stride Length [m]	5.9	7.5	7.7	7.8	7.5	7.6	7.4



- [] Ranking at each section and finish
- :-:- No data available at this section
- NA No data available

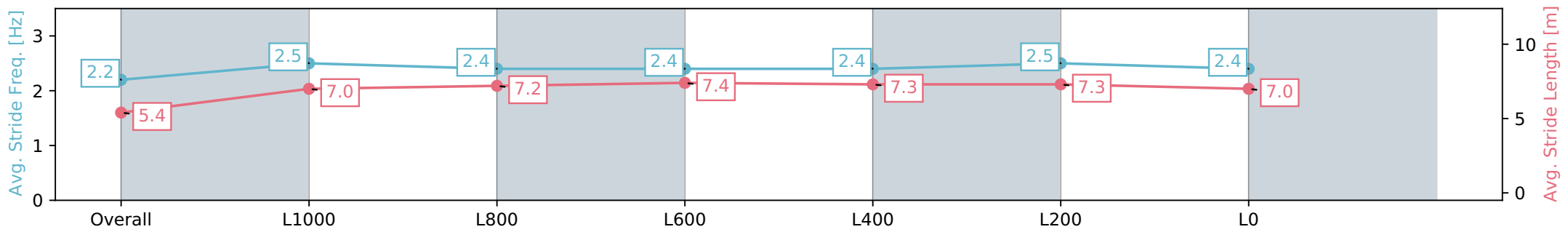
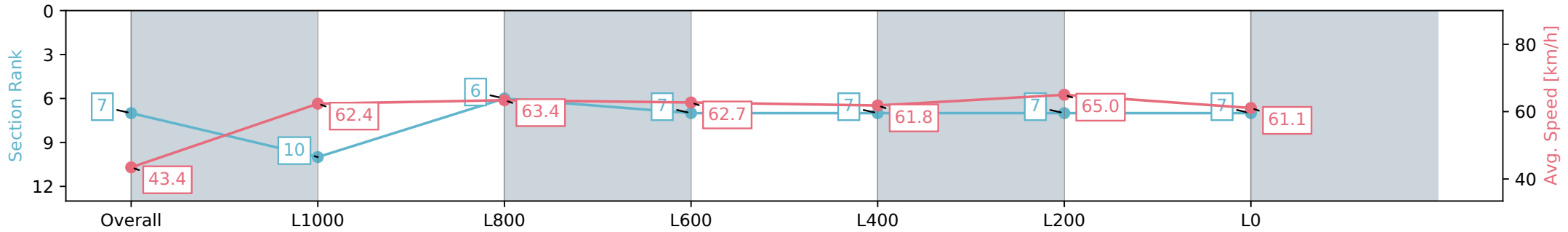
Horse/Jockey Name	KINGFISHER
Finish Rank	7
Fastest Section Time (Section)	0:08.30 (Overall)
Top Speed [km/h] (Section)	65.9 (L400)
Race State	Finished



Ellerslie NZ - Professional
 Race 4: AUCKLAND CO-OP TAXIS 1300 - 1300m
 02 March 2024 - 2:09PM
 Track Rating: Good 4, Weather: Fine, Rail Position: Out 2m From 1000m To 400m, Remainder True



Section	Overall	L1000	L800	L600	L400	L200	L0
Section Times	1:17.41 [7] (0:08.30)	1:09.11 [10] (0:11.56)	0:57.54 [6] (0:11.40)	0:46.14 [7] (0:11.51)	0:34.63 [7] (0:11.76)	0:22.87 [7] (0:11.07)	0:11.80 [7] (0:11.80)
Average Speed [km/h]	43.4	62.4	63.4	62.7	61.8	65.0	61.1
Top Speed [km/h]	61.1	63.7	64.2	64.2	62.9	65.9	64.9
Avg. Dist. to Rail [m]	3.5	0.9	1.2	0.6	1.5	0.2	0.6
Avg. Stride Freq. [Hz]	2.2	2.5	2.4	2.4	2.4	2.5	2.4
Avg. Stride Length [m]	5.4	7.0	7.2	7.4	7.3	7.3	7.0



Report Created: Sat 02 March 2024 12:42:19 GMT+11 (Note: Timing is based on positional data)

- [] Ranking at each section and finish
- :-:- No data available at this section
- NA No data available



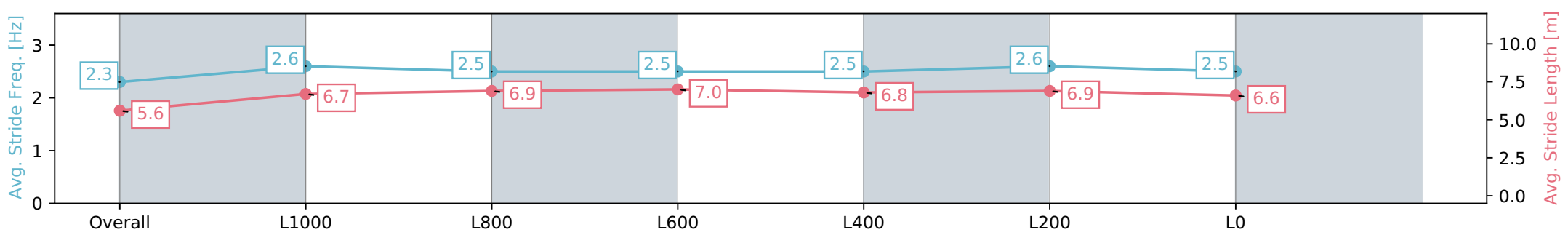
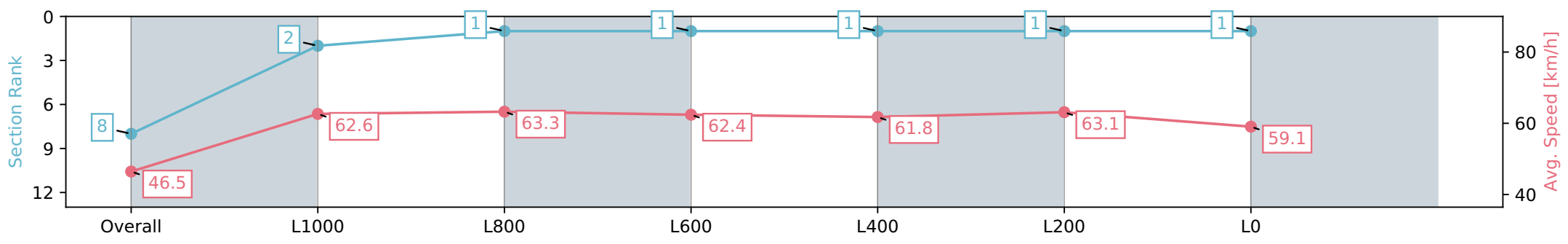
Horse/Jockey Name	LOOKSEASY
Finish Rank	8
Fastest Section Time (Section)	0:07.77 (Overall)
Top Speed [km/h] (Section)	64.5 (L1000)
Race State	Finished



Ellerslie NZ - Professional
 Race 4: AUCKLAND CO-OP TAXIS 1300 - 1300m
 02 March 2024 - 2:09PM
 Track Rating: Good 4, Weather: Fine, Rail Position: Out 2m From 1000m To 400m, Remainder True



Section	Overall	L1000	L800	L600	L400	L200	L0
Section Times	1:17.53 [8] (0:07.77)	1:09.76 [2] (0:11.51)	0:58.25 [1] (0:11.35)	0:46.90 [1] (0:11.51)	0:35.39 [1] (0:11.78)	0:23.61 [1] (0:11.42)	0:12.19 [1] (0:12.19)
Average Speed [km/h]	46.5	62.6	63.3	62.4	61.8	63.1	59.1
Top Speed [km/h]	61.2	63.6	64.5	63.2	63.1	64.4	62.2
Avg. Dist. to Rail [m]	5.5	0.7	0.9	0.6	1.8	1.6	3.0
Avg. Stride Freq. [Hz]	2.3	2.6	2.5	2.5	2.5	2.6	2.5
Avg. Stride Length [m]	5.6	6.7	6.9	7.0	6.8	6.9	6.6



- [] Ranking at each section and finish
- :-:- No data available at this section
- NA No data available

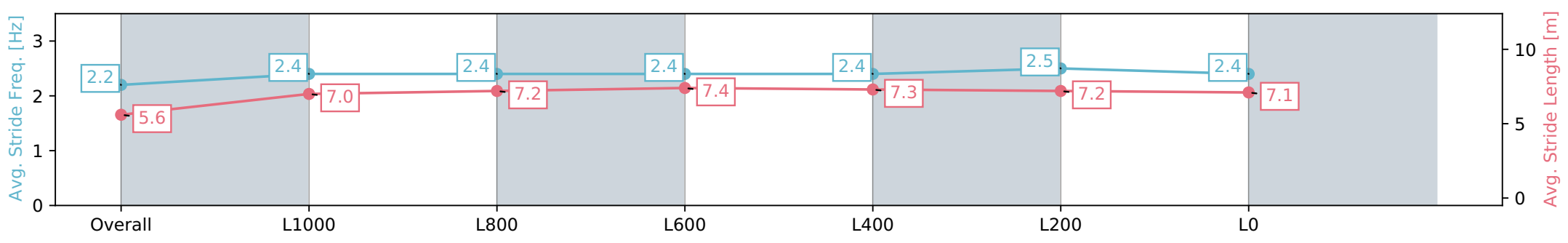
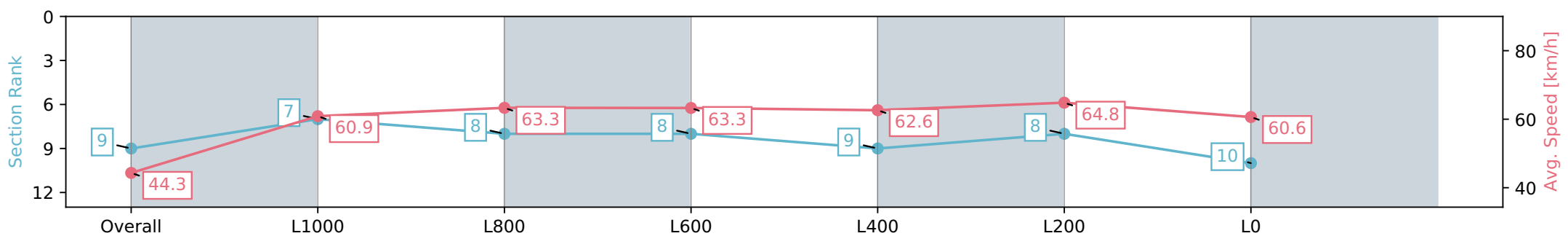
Horse/Jockey Name	GLOBAL CURRENCY
Finish Rank	9
Fastest Section Time (Section)	0:08.13 (Overall)
Top Speed [km/h] (Section)	65.7 (L400)
Race State	Finished



Ellerslie NZ - Professional
 Race 4: AUCKLAND CO-OP TAXIS 1300 - 1300m
 02 March 2024 - 2:09PM
 Track Rating: Good 4, Weather: Fine, Rail Position: Out 2m From 1000m To 400m, Remainder True



Section	Overall	L1000	L800	L600	L400	L200	L0
Section Times	1:17.57 [9] (0:08.13)	1:09.44 [7] (0:11.89)	0:57.55 [8] (0:11.43)	0:46.12 [8] (0:11.43)	0:34.69 [9] (0:11.69)	0:23.00 [8] (0:11.13)	0:11.87 [10] (0:11.87)
Average Speed [km/h]	44.3	60.9	63.3	63.3	62.6	64.8	60.6
Top Speed [km/h]	58.5	62.6	64.7	64.9	63.9	65.7	63.9
Avg. Dist. to Rail [m]	2.8	1.6	1.4	1.3	2.8	3.6	6.2
Avg. Stride Freq. [Hz]	2.2	2.4	2.4	2.4	2.4	2.5	2.4
Avg. Stride Length [m]	5.6	7.0	7.2	7.4	7.3	7.2	7.1



- [] Ranking at each section and finish
- :-:- No data available at this section
- NA No data available

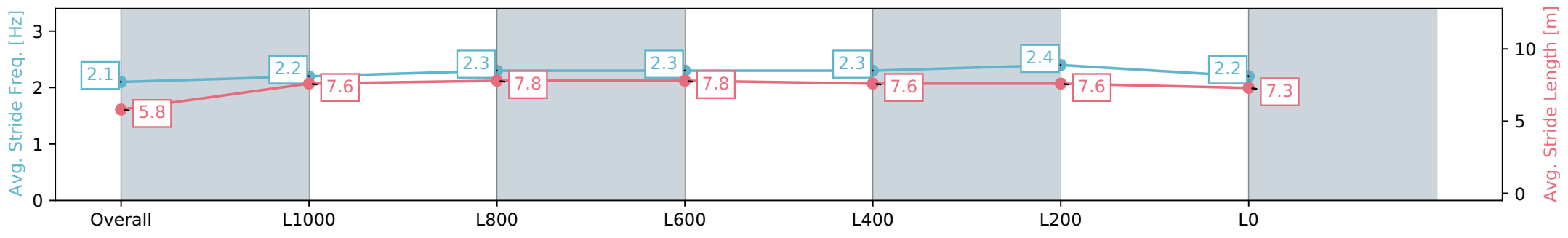
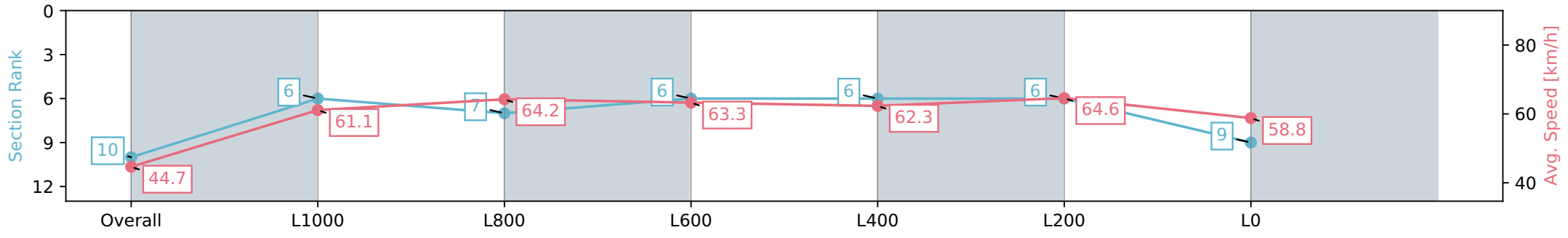
Horse/Jockey Name	LILHOOVESGOTMOVES
Finish Rank	10
Fastest Section Time (Section)	0:08.08 (Overall)
Top Speed [km/h] (Section)	65.6 (L1000)
Race State	Finished

AUCKLAND
THOROUGHBRED
SINCE RACING 1874

Ellerslie NZ - Professional
Race 4: AUCKLAND CO-OP TAXIS 1300 - 1300m
02 March 2024 - 2:09PM
Track Rating: Good 4, Weather: Fine, Rail Position: Out 2m From 1000m To 400m, Remainder True

ELLERSLIE

Section	Overall	L1000	L800	L600	L400	L200	L0
Section Times	1:17.93 [10] (0:08.08)	1:09.85 [6] (0:11.88)	0:57.97 [7] (0:11.27)	0:46.70 [6] (0:11.48)	0:35.22 [6] (0:11.80)	0:23.42 [6] (0:11.17)	0:12.25 [9] (0:12.25)
Average Speed [km/h]	44.7	61.1	64.2	63.3	62.3	64.6	58.8
Top Speed [km/h]	61.1	62.4	65.6	64.2	63.3	65.3	63.3
Avg. Dist. to Rail [m]	7.8	3.1	2.0	1.9	3.4	3.8	7.1
Avg. Stride Freq. [Hz]	2.1	2.2	2.3	2.3	2.3	2.4	2.2
Avg. Stride Length [m]	5.8	7.6	7.8	7.8	7.6	7.6	7.3



[] Ranking at each section and finish
 -:-:- No data available at this section
 NA No data available