

Track Rating: Good 4, Weather: Fine, Rail Position: Out 2m From 1000m To 400m,
Remainder True

Section													Overall		L2000	L1800	L1600	L1400	L1200		
Field Times													2:16.58	2:03.25	1:51.63	1:38.65	1:25.69	1:13.03			
													(0:13.33)	(0:11.62)	(0:12.98)	(0:12.95)	(0:12.67)	(0:12.71)			
Position	#	Horse/Jockey	Barrier	Top Speed [km/h]	Fastest Section	First 400m												Distance Travelled From Winner [m]			
1	9	MY MAEBELLINE GIRL	4	62.7	0:11.62	0:24.94	2:16.58	2:03.26 [1]	1:51.64 [1]	1:38.65 [1]	1:25.70 [1]	1:13.03 [1]									
		Lynsey Satherley		2000-1800	2000-1800		(0:13.32)	(0:11.62)	(0:12.99)	(0:12.95)	(0:12.67)	(0:12.71)									
2	1	TRUST IN YOU	6	64.7	0:11.40	0:25.88	2:16.59	2:02.53 [7]	1:50.71 [7]	1:37.67 [7]	1:24.58 [7]	1:11.79 [7]					+10				
		Michael McNab		400-200	400-200		(0:14.06)	(0:11.82)	(0:13.04)	(0:13.09)	(0:12.79)	(0:12.68)									
3	2	GOOD OIL	11	64.5	0:11.38	0:24.95	2:16.62	2:03.05 [2]	1:51.67 [2]	1:38.67 [2]	1:25.55 [2]	1:12.95 [2]					+8				
		Ngakau Hailey		2000-1800	2000-1800		(0:13.56)	(0:11.38)	(0:13.00)	(0:13.12)	(0:12.60)	(0:12.80)									
4	7	MEHZEBEEN	5	63.8	0:11.59	0:25.85	2:16.83	2:02.82 [6]	1:50.98 [6]	1:38.00 [6]	1:24.96 [6]	1:12.27 [6]					+3				
		Owen Bosson		400-200	400-200		(0:14.01)	(0:11.84)	(0:12.98)	(0:13.04)	(0:12.69)	(0:12.77)									
5	10	KIWI MAN	9	63.9	0:11.61	0:25.20	2:17.26	2:03.67 [3]	1:52.06 [3]	1:39.05 [3]	1:25.92 [3]	1:13.24 [3]					+7				
		James Doyle		2000-1800	2000-1800		(0:13.59)	(0:11.61)	(0:13.01)	(0:13.13)	(0:12.68)	(0:12.76)									
6	3	WAIKAKE	10	64.2	0:11.72	0:26.15	2:17.61	2:03.20 [8]	1:51.46 [8]	1:38.32 [8]	1:25.25 [9]	1:12.52 [9]					+13				
		Craig Grylls		600-400	800-600		(0:14.41)	(0:11.74)	(0:13.14)	(0:13.07)	(0:12.73)	(0:12.72)									
7	6	WORDSWORTH	2	62.9	0:11.76	0:25.44	2:17.67	2:03.99 [5]	1:52.23 [5]	1:39.06 [5]	1:25.99 [5]	1:13.27 [5]					+8				
		Kelly Myers		800-600	2000-1800		(0:13.68)	(0:11.76)	(0:13.17)	(0:13.07)	(0:12.72)	(0:12.77)									
8	4	CANHEROC	3	62.9	0:11.69	0:26.18	2:17.68	2:03.27 [9]	1:51.50 [9]	1:38.39 [8]	1:25.40 [8]	1:12.60 [8]					+5				
		Matthew Cameron		600-400	800-600		(0:14.41)	(0:11.77)	(0:13.11)	(0:12.99)	(0:12.80)	(0:12.77)									
9	5	OSO SAVVY	1	62.7	0:11.74	0:25.33	2:18.15	2:04.56 [4]	1:52.82 [4]	1:39.72 [4]	1:26.60 [4]	1:14.02 [4]					+3				
		Katie Hercock		600-400	2000-1800		(0:13.59)	(0:11.74)	(0:13.10)	(0:13.12)	(0:12.57)	(0:12.82)									

Track Rating: Good 4, Weather: Fine, Rail Position: Out 2m From 1000m To 400m,
Remainder True

Section													
Field Times													
		L1000	L800	L600	L400	L200							
		1:00.32	0:47.97	0:36.28	0:24.43	0:12.45							
		(0:12.35)	(0:11.68)	(0:11.85)	(0:11.99)	(0:12.45)							
Position	#	Horse/Jockey	Barrier	Top Speed [km/h]	Fastest Section	First 400m						Margin	Distance Travelled From Winner [m]
1	9	MY MAEBELLINE GIRL	4	62.7	0:11.62	0:24.94	1:00.32 [1]	0:47.97 [1]	0:36.29 [1]	0:24.44 [1]	0:12.45 [1]	2:16.58	2:16.58
		Lynsey Satherley		2000-1800	2000-1800		(0:12.35)	(0:11.68)	(0:11.85)	(0:11.99)	(0:12.45)		
2	1	TRUST IN YOU	6	64.7	0:11.40	0:25.88	0:59.11 [7]	0:46.92 [7]	0:35.17 [7]	0:23.24 [7]	0:11.84 [3]	0.1L	0.1L
		Michael McNab		400-200	400-200		(0:12.19)	(0:11.75)	(0:11.93)	(0:11.40)	(0:11.84)		
3	2	GOOD OIL	11	64.5	0:11.38	0:24.95	1:00.15 [2]	0:47.84 [2]	0:35.97 [2]	0:24.06 [2]	0:12.17 [2]	0.3L	0.3L
		Ngakau Hailey		2000-1800	2000-1800		(0:12.31)	(0:11.87)	(0:11.91)	(0:11.89)	(0:12.17)		
4	7	MEHZEBEEN	5	63.8	0:11.59	0:25.85	0:59.50 [6]	0:47.21 [6]	0:35.44 [6]	0:23.59 [6]	0:12.00 [4]	1.5L	1.5L
		Owen Bosson		400-200	400-200		(0:12.28)	(0:11.77)	(0:11.85)	(0:11.59)	(0:12.00)		
5	10	KIWI MAN	9	63.9	0:11.61	0:25.20	1:00.48 [3]	0:48.21 [3]	0:36.36 [3]	0:24.30 [3]	0:12.34 [5]	3.8L	3.8L
		James Doyle		2000-1800	2000-1800		(0:12.27)	(0:11.85)	(0:12.06)	(0:11.96)	(0:12.34)		
6	3	WAISAKE	10	64.2	0:11.72	0:26.15	0:59.80 [8]	0:47.67 [8]	0:35.95 [8]	0:24.10 [9]	0:12.32 [7]	5.8L	5.8L
		Craig Grylls		600-400	800-600		(0:12.13)	(0:11.72)	(0:11.85)	(0:11.78)	(0:12.32)		
7	6	WORDSWORTH	2	62.9	0:11.76	0:25.44	1:00.50 [5]	0:48.28 [5]	0:36.45 [5]	0:24.44 [5]	0:12.50 [6]	6.3L	6.3L
		Kelly Myers		800-600	2000-1800		(0:12.22)	(0:11.83)	(0:12.01)	(0:11.94)	(0:12.50)		
8	4	CANHEROC	3	62.9	0:11.69	0:26.18	0:59.83 [9]	0:47.70 [9]	0:36.01 [9]	0:24.20 [8]	0:12.28 [9]	6.3L	6.3L
		Matthew Cameron		600-400	800-600		(0:12.13)	(0:11.69)	(0:11.81)	(0:11.92)	(0:12.28)		
9	5	OSO SAVVY	1	62.7	0:11.74	0:25.33	1:01.20 [4]	0:48.83 [4]	0:37.03 [4]	0:25.03 [4]	0:12.78 [8]	8.7L	8.7L
		Katie Hercock		600-400	2000-1800		(0:12.37)	(0:11.80)	(0:12.00)	(0:12.25)	(0:12.78)		

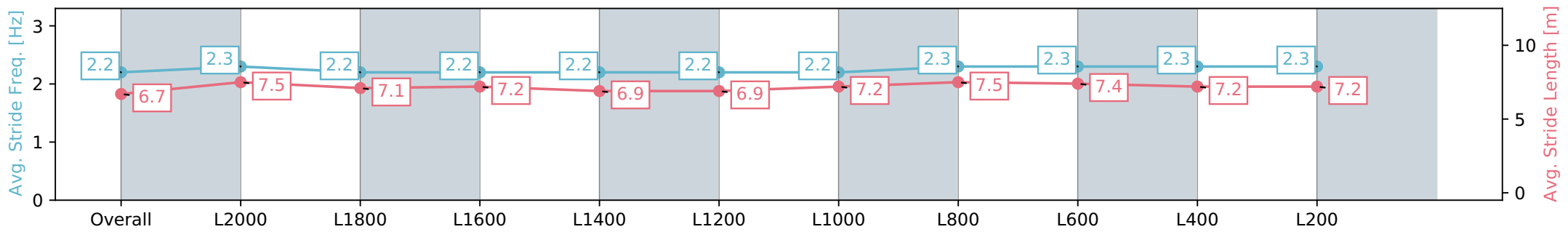
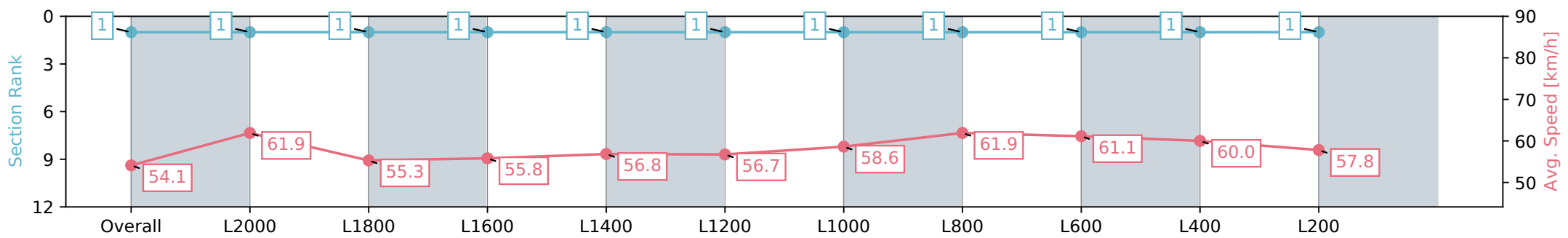
Horse/Jockey Name	MY MAEBELLINE GIRL
Finish Rank	1
Fastest Section Time (Section)	0:11.62 (L2000)
Top Speed [km/h] (Section)	62.7 (L2000)
Race State	Finished



Ellerslie NZ - Professional
 Race 3: VERTICAL LOGISTICS NATHANS MEMORIAL - 2200m
 02 March 2024 - 1:30PM
 Track Rating: Good 4, Weather: Fine, Rail Position: Out 2m From 1000m To 400m, Remainder True



Section	Overall	L2000	L1800	L1600	L1400	L1200	L1000	L800	L600	L400	L200
Section Times	2:16.58 [1] (0:13.32)	2:03.26 [1] (0:11.62)	1:51.64 [1] (0:12.99)	1:38.65 [1] (0:12.95)	1:25.70 [1] (0:12.67)	1:13.03 [1] (0:12.71)	1:00.32 [1] (0:12.35)	0:47.97 [1] (0:11.68)	0:36.29 [1] (0:11.85)	0:24.44 [1] (0:11.99)	0:12.45 [1] (0:12.45)
Average Speed [km/h]	54.1	61.9	55.3	55.8	56.8	56.7	58.6	61.9	61.1	60.0	57.8
Top Speed [km/h]	61.5	62.7	59.2	57.1	57.4	57.9	60.5	62.6	62.2	60.9	58.8
Avg. Dist. to Rail [m]	2.0	1.4	0.6	0.7	0.2	1.1	1.1	1.2	0.8	0.8	0.8
Avg. Stride Freq. [Hz]	2.2	2.3	2.2	2.2	2.2	2.2	2.2	2.3	2.3	2.3	2.3
Avg. Stride Length [m]	6.7	7.5	7.1	7.2	6.9	6.9	7.2	7.5	7.4	7.2	7.2



- [] Ranking at each section and finish
- :-:- No data available at this section
- NA No data available

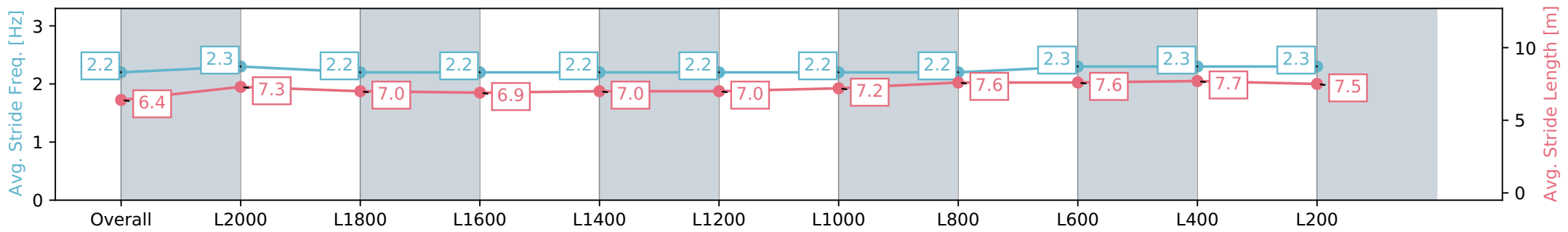
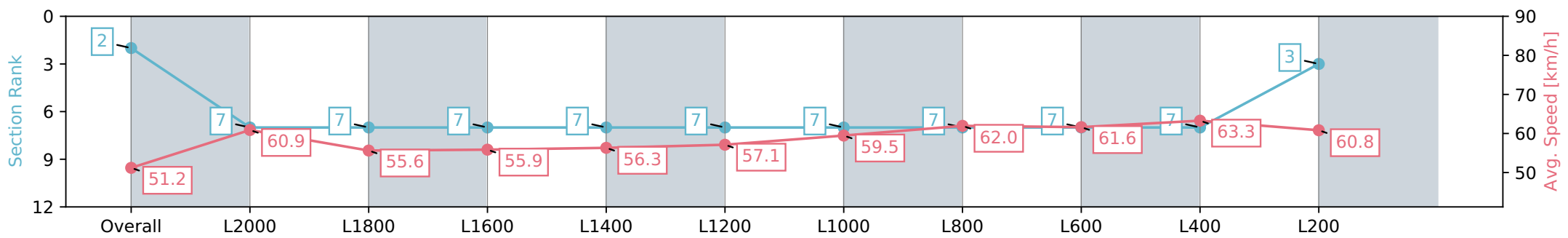
Horse/Jockey Name	TRUST IN YOU
Finish Rank	2
Fastest Section Time (Section)	0:11.40 (L400)
Top Speed [km/h] (Section)	64.7 (L400)
Race State	Finished



Ellerslie NZ - Professional
 Race 3: VERTICAL LOGISTICS NATHANS MEMORIAL - 2200m
 02 March 2024 - 1:30PM
 Track Rating: Good 4, Weather: Fine, Rail Position: Out 2m From 1000m To 400m, Remainder True



Section	Overall	L2000	L1800	L1600	L1400	L1200	L1000	L800	L600	L400	L200
Section Times	2:16.59 [2] (0:14.06)	2:02.53 [7] (0:11.82)	1:50.71 [7] (0:13.04)	1:37.67 [7] (0:13.09)	1:24.58 [7] (0:12.79)	1:11.79 [7] (0:12.68)	0:59.11 [7] (0:12.19)	0:46.92 [7] (0:11.75)	0:35.17 [7] (0:11.93)	0:23.24 [7] (0:11.40)	0:11.84 [3] (0:11.84)
Average Speed [km/h]	51.2	60.9	55.6	55.9	56.3	57.1	59.5	62.0	61.6	63.3	60.8
Top Speed [km/h]	61.2	61.6	59.1	57.7	57.9	58.4	61.6	63.2	62.9	64.7	62.9
Avg. Dist. to Rail [m]	2.8	0.3	1.0	2.4	0.9	2.0	2.2	2.4	3.6	4.0	3.4
Avg. Stride Freq. [Hz]	2.2	2.3	2.2	2.2	2.2	2.2	2.2	2.2	2.2	2.3	2.3
Avg. Stride Length [m]	6.4	7.3	7.0	6.9	7.0	7.0	7.2	7.6	7.6	7.7	7.5



- [] Ranking at each section and finish
- :-:- No data available at this section
- NA No data available

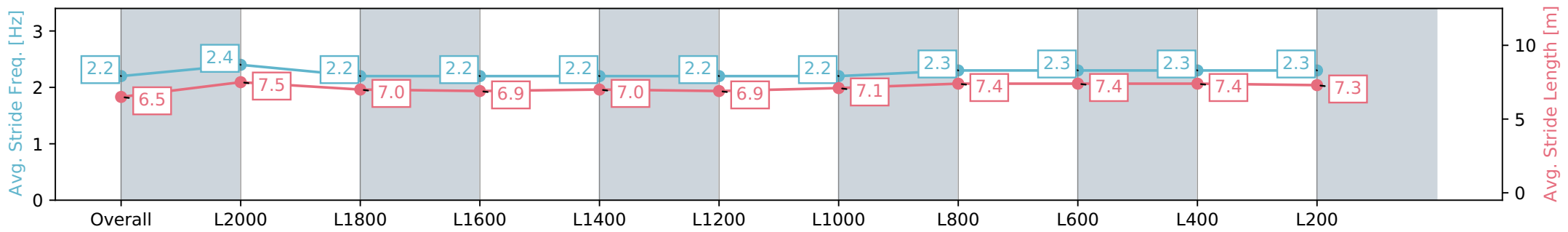
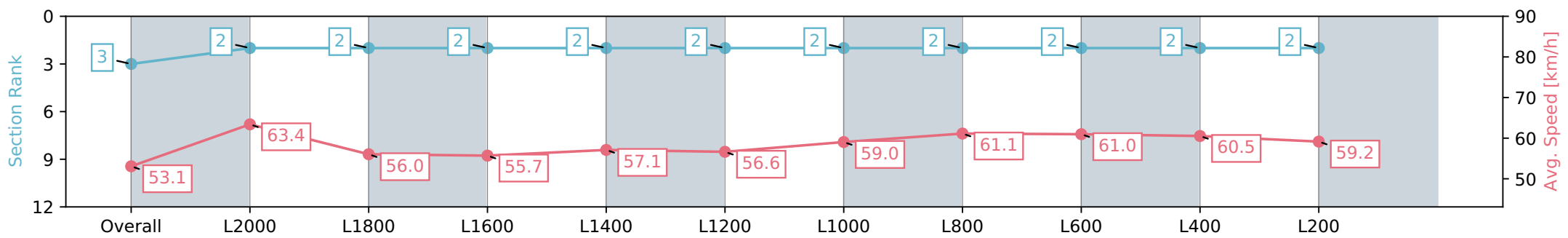
Horse/Jockey Name	GOOD OIL
Finish Rank	3
Fastest Section Time (Section)	0:11.38 (L2000)
Top Speed [km/h] (Section)	64.5 (L2000)
Race State	Finished



Ellerslie NZ - Professional
 Race 3: VERTICAL LOGISTICS NATHANS MEMORIAL - 2200m
 02 March 2024 - 1:30PM
 Track Rating: Good 4, Weather: Fine, Rail Position: Out 2m From 1000m To 400m, Remainder True



Section	Overall	L2000	L1800	L1600	L1400	L1200	L1000	L800	L600	L400	L200
Section Times	2:16.62 [3] (0:13.56)	2:03.05 [2] (0:11.38)	1:51.67 [2] (0:13.00)	1:38.67 [2] (0:13.12)	1:25.55 [2] (0:12.60)	1:12.95 [2] (0:12.80)	1:00.15 [2] (0:12.31)	0:47.84 [2] (0:11.87)	0:35.97 [2] (0:11.91)	0:24.06 [2] (0:11.89)	0:12.17 [2] (0:12.17)
Average Speed [km/h]	53.1	63.4	56.0	55.7	57.1	56.6	59.0	61.1	61.0	60.5	59.2
Top Speed [km/h]	62.4	64.5	60.4	57.2	57.6	57.2	61.0	61.9	62.1	61.0	60.4
Avg. Dist. to Rail [m]	7.0	2.8	1.9	2.4	0.8	2.0	2.2	1.8	1.5	2.3	1.6
Avg. Stride Freq. [Hz]	2.2	2.4	2.2	2.2	2.2	2.2	2.2	2.3	2.3	2.3	2.3
Avg. Stride Length [m]	6.5	7.5	7.0	6.9	7.0	6.9	7.1	7.4	7.4	7.4	7.3



- [] Ranking at each section and finish
- :-:- No data available at this section
- NA No data available

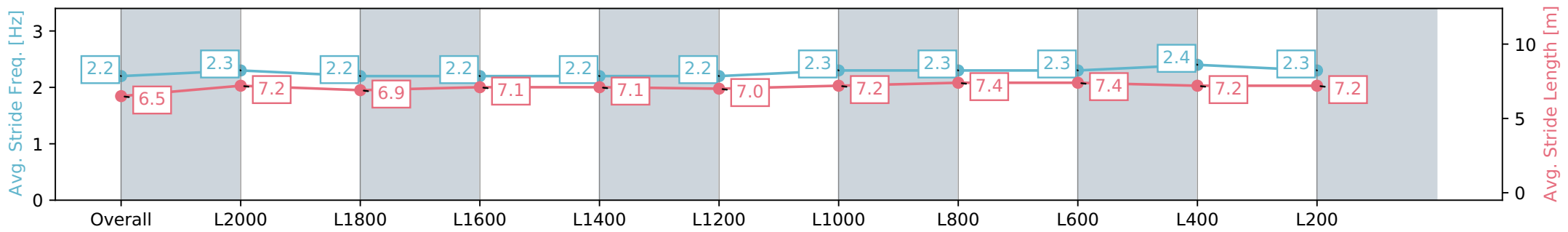
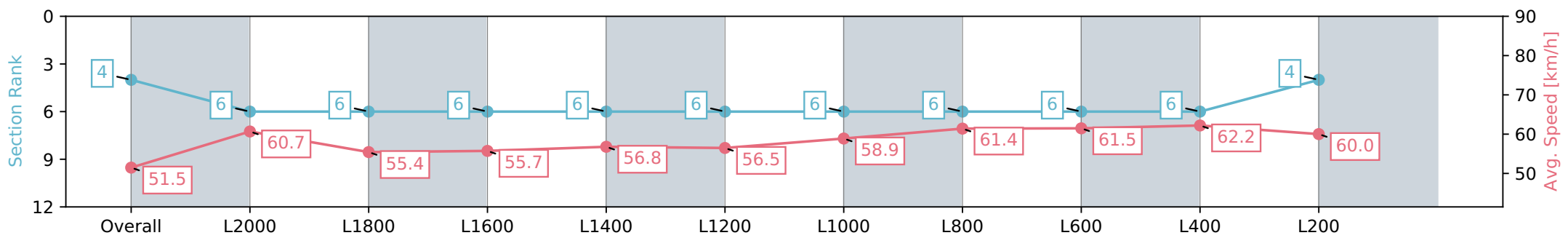
Horse/Jockey Name	MEHZEBEEN
Finish Rank	4
Fastest Section Time (Section)	0:11.59 (L400)
Top Speed [km/h] (Section)	63.8 (L400)
Race State	Finished



Ellerslie NZ - Professional
 Race 3: VERTICAL LOGISTICS NATHANS MEMORIAL - 2200m
 02 March 2024 - 1:30PM
 Track Rating: Good 4, Weather: Fine, Rail Position: Out 2m From 1000m To 400m, Remainder True



Section	Overall	L2000	L1800	L1600	L1400	L1200	L1000	L800	L600	L400	L200
Section Times	2:16.83 [4] (0:14.01)	2:02.82 [6] (0:11.84)	1:50.98 [6] (0:12.98)	1:38.00 [6] (0:13.04)	1:24.96 [6] (0:12.69)	1:12.27 [6] (0:12.77)	0:59.50 [6] (0:12.28)	0:47.21 [6] (0:11.77)	0:35.44 [6] (0:11.85)	0:23.59 [6] (0:11.59)	0:12.00 [4] (0:12.00)
Average Speed [km/h]	51.5	60.7	55.4	55.7	56.8	56.5	58.9	61.4	61.5	62.2	60.0
Top Speed [km/h]	60.1	62.0	58.1	56.7	58.1	58.2	60.8	62.9	62.4	63.8	63.7
Avg. Dist. to Rail [m]	2.7	1.7	1.3	1.5	0.2	1.1	1.0	1.0	2.0	1.0	0.6
Avg. Stride Freq. [Hz]	2.2	2.3	2.2	2.2	2.2	2.2	2.3	2.3	2.3	2.4	2.3
Avg. Stride Length [m]	6.5	7.2	6.9	7.1	7.1	7.0	7.2	7.4	7.4	7.2	7.2



[] Ranking at each section and finish
 -:-:- No data available at this section
 NA No data available

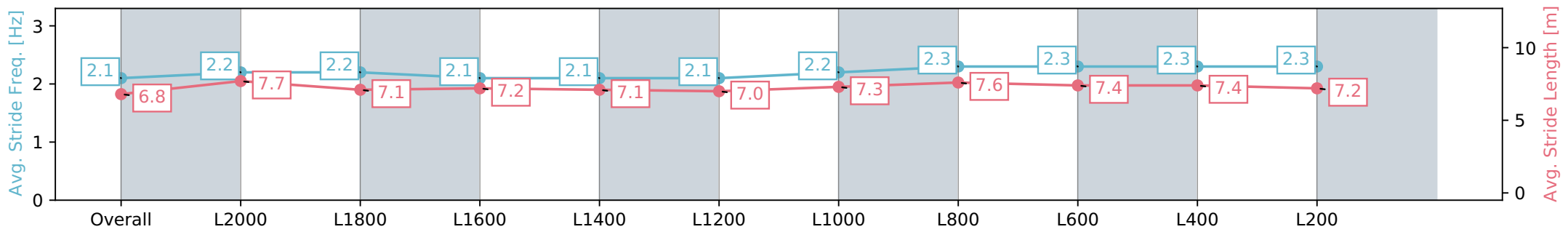
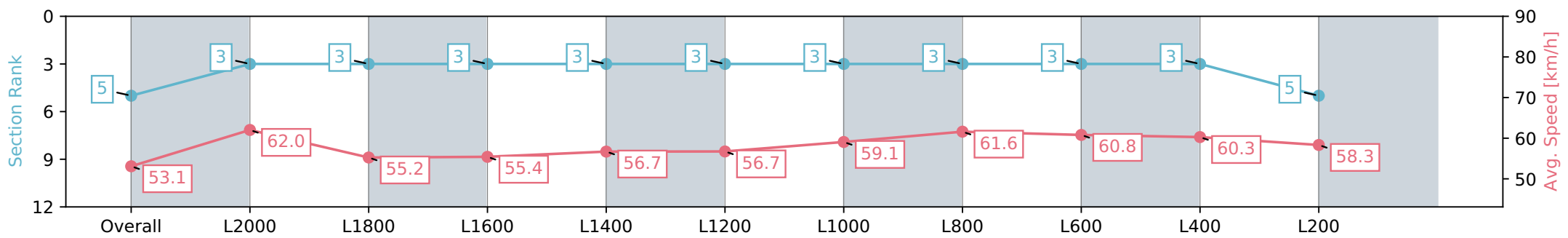
Horse/Jockey Name	KIWI MAN
Finish Rank	5
Fastest Section Time (Section)	0:11.61 (L2000)
Top Speed [km/h] (Section)	63.9 (L2000)
Race State	Finished



Ellerslie NZ - Professional
 Race 3: VERTICAL LOGISTICS NATHANS MEMORIAL - 2200m
 02 March 2024 - 1:30PM
 Track Rating: Good 4, Weather: Fine, Rail Position: Out 2m From 1000m To 400m, Remainder True



Section	Overall	L2000	L1800	L1600	L1400	L1200	L1000	L800	L600	L400	L200
Section Times	2:17.26 [5] (0:13.59)	2:03.67 [3] (0:11.61)	1:52.06 [3] (0:13.01)	1:39.05 [3] (0:13.13)	1:25.92 [3] (0:12.68)	1:13.24 [3] (0:12.76)	1:00.48 [3] (0:12.27)	0:48.21 [3] (0:11.85)	0:36.36 [3] (0:12.06)	0:24.30 [3] (0:11.96)	0:12.34 [5] (0:12.34)
Average Speed [km/h]	53.1	62.0	55.2	55.4	56.7	56.7	59.1	61.6	60.8	60.3	58.3
Top Speed [km/h]	63.1	63.9	57.8	57.0	57.4	57.4	61.1	62.6	62.5	60.9	60.3
Avg. Dist. to Rail [m]	4.3	0.4	0.8	1.5	0.9	2.1	2.2	2.5	3.1	2.7	2.4
Avg. Stride Freq. [Hz]	2.1	2.2	2.2	2.1	2.1	2.1	2.2	2.3	2.3	2.3	2.3
Avg. Stride Length [m]	6.8	7.7	7.1	7.2	7.1	7.0	7.3	7.6	7.4	7.4	7.2



- [] Ranking at each section and finish
- :-:- No data available at this section
- NA No data available

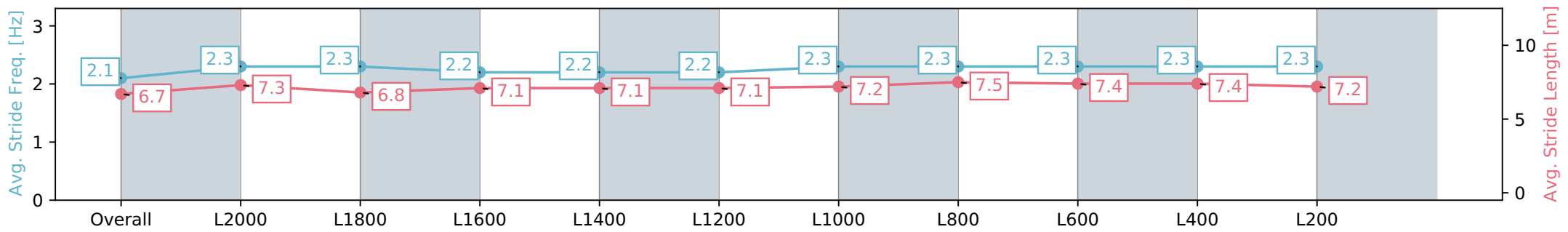
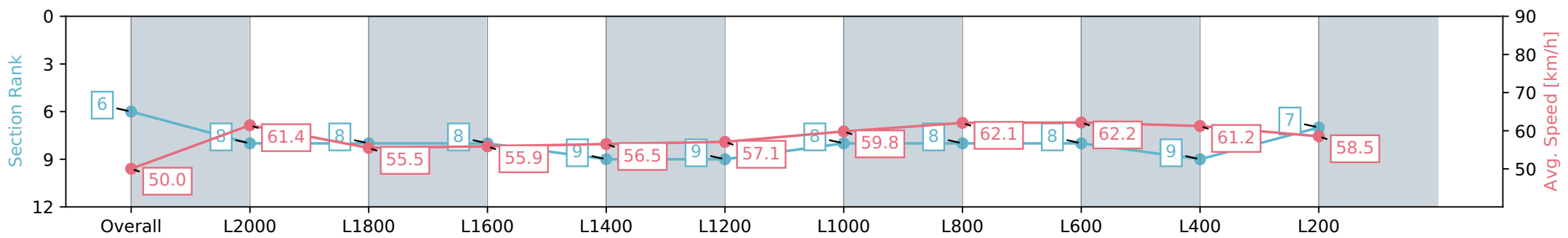
Horse/Jockey Name	WAISSAKE
Finish Rank	6
Fastest Section Time (Section)	0:11.72 (L800)
Top Speed [km/h] (Section)	64.2 (L600)
Race State	Finished



Ellerslie NZ - Professional
 Race 3: VERTICAL LOGISTICS NATHANS MEMORIAL - 2200m
 02 March 2024 - 1:30PM
 Track Rating: Good 4, Weather: Fine, Rail Position: Out 2m From 1000m To 400m, Remainder True



Section	Overall	L2000	L1800	L1600	L1400	L1200	L1000	L800	L600	L400	L200
Section Times	2:17.61 [6] (0:14.41)	2:03.20 [8] (0:11.74)	1:51.46 [8] (0:13.14)	1:38.32 [8] (0:13.07)	1:25.25 [9] (0:12.73)	1:12.52 [9] (0:12.72)	0:59.80 [8] (0:12.13)	0:47.67 [8] (0:11.72)	0:35.95 [8] (0:11.85)	0:24.10 [9] (0:11.78)	0:12.32 [7] (0:12.32)
Average Speed [km/h]	50.0	61.4	55.5	55.9	56.5	57.1	59.8	62.1	62.2	61.2	58.5
Top Speed [km/h]	61.8	62.5	59.1	57.8	57.9	59.0	62.2	63.0	64.2	62.0	60.3
Avg. Dist. to Rail [m]	4.1	0.5	1.9	2.4	1.0	2.2	2.3	2.3	3.8	4.0	4.2
Avg. Stride Freq. [Hz]	2.1	2.3	2.3	2.2	2.2	2.2	2.3	2.3	2.3	2.3	2.3
Avg. Stride Length [m]	6.7	7.3	6.8	7.1	7.1	7.1	7.2	7.5	7.4	7.4	7.2



- [] Ranking at each section and finish
- :-:- No data available at this section
- NA No data available

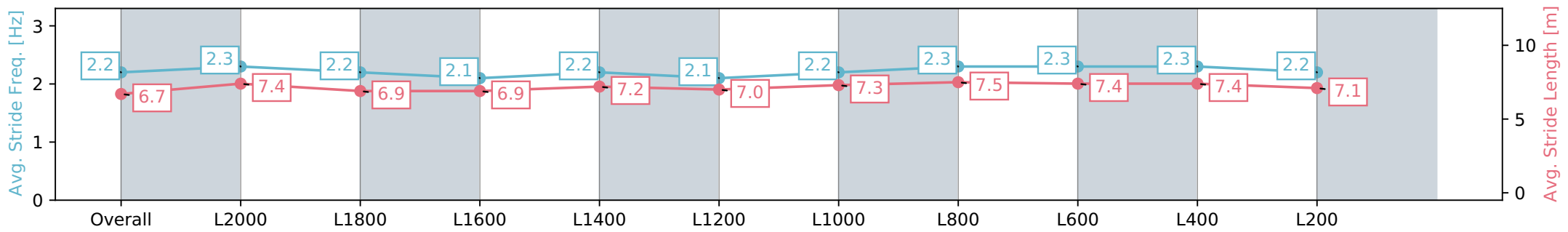
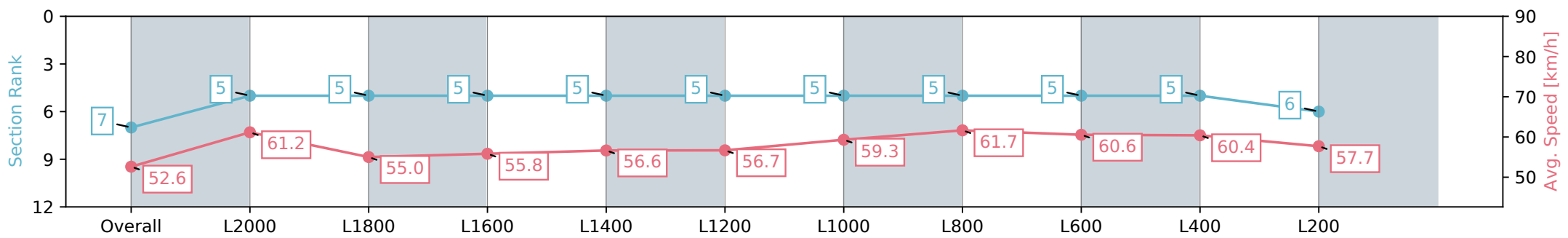
Horse/Jockey Name	WORDSWORTH
Finish Rank	7
Fastest Section Time (Section)	0:11.76 (L2000)
Top Speed [km/h] (Section)	62.9 (L800)
Race State	Finished



Ellerslie NZ - Professional
 Race 3: VERTICAL LOGISTICS NATHANS MEMORIAL - 2200m
 02 March 2024 - 1:30PM
 Track Rating: Good 4, Weather: Fine, Rail Position: Out 2m From 1000m To 400m, Remainder True



Section	Overall	L2000	L1800	L1600	L1400	L1200	L1000	L800	L600	L400	L200
Section Times	2:17.67 [7] (0:13.68)	2:03.99 [5] (0:11.76)	1:52.23 [5] (0:13.17)	1:39.06 [5] (0:13.07)	1:25.99 [5] (0:12.72)	1:13.27 [5] (0:12.77)	1:00.50 [5] (0:12.22)	0:48.28 [5] (0:11.83)	0:36.45 [5] (0:12.01)	0:24.44 [5] (0:11.94)	0:12.50 [6] (0:12.50)
Average Speed [km/h]	52.6	61.2	55.0	55.8	56.6	56.7	59.3	61.7	60.6	60.4	57.7
Top Speed [km/h]	61.3	62.6	58.1	57.4	57.7	57.6	61.1	62.9	62.7	60.8	59.6
Avg. Dist. to Rail [m]	2.3	1.2	1.2	2.3	0.6	1.9	1.9	2.2	2.1	3.3	4.6
Avg. Stride Freq. [Hz]	2.2	2.3	2.2	2.1	2.2	2.1	2.2	2.3	2.3	2.3	2.2
Avg. Stride Length [m]	6.7	7.4	6.9	6.9	7.2	7.0	7.3	7.5	7.4	7.4	7.1



- [] Ranking at each section and finish
- :-:- No data available at this section
- NA No data available

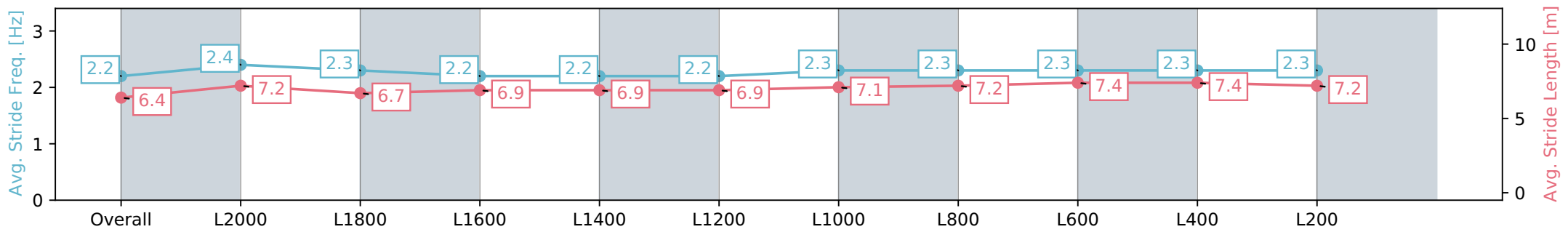
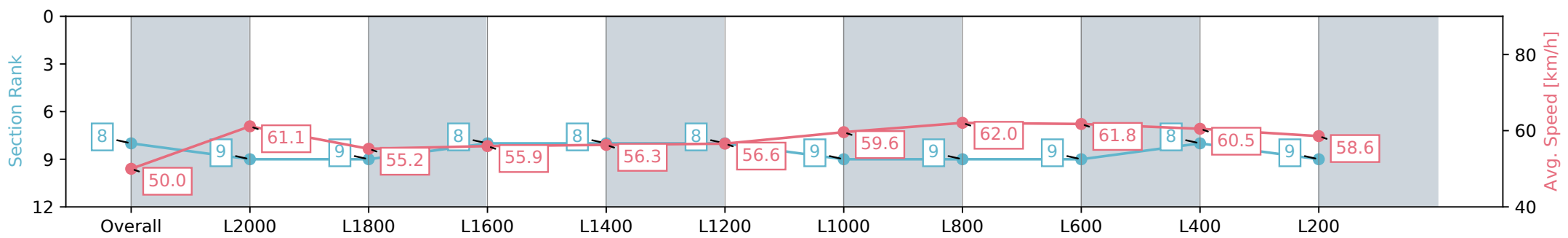
Horse/Jockey Name	CANHEROC
Finish Rank	8
Fastest Section Time (Section)	0:11.69 (L800)
Top Speed [km/h] (Section)	62.9 (L600)
Race State	Finished



Ellerslie NZ - Professional
 Race 3: VERTICAL LOGISTICS NATHANS MEMORIAL - 2200m
 02 March 2024 - 1:30PM
 Track Rating: Good 4, Weather: Fine, Rail Position: Out 2m From 1000m To 400m, Remainder True



Section	Overall	L2000	L1800	L1600	L1400	L1200	L1000	L800	L600	L400	L200
Section Times	2:17.68 [8] (0:14.41)	2:03.27 [9] (0:11.77)	1:51.50 [9] (0:13.11)	1:38.39 [8] (0:12.99)	1:25.40 [8] (0:12.80)	1:12.60 [8] (0:12.77)	0:59.83 [9] (0:12.13)	0:47.70 [9] (0:11.69)	0:36.01 [9] (0:11.81)	0:24.20 [8] (0:11.92)	0:12.28 [9] (0:12.28)
Average Speed [km/h]	50.0	61.1	55.2	55.9	56.3	56.6	59.6	62.0	61.8	60.5	58.6
Top Speed [km/h]	61.1	62.1	59.1	57.7	57.7	58.7	61.6	62.8	62.9	61.1	60.2
Avg. Dist. to Rail [m]	2.0	1.1	1.1	1.5	0.1	1.3	1.2	1.5	2.1	2.3	2.0
Avg. Stride Freq. [Hz]	2.2	2.4	2.3	2.2	2.2	2.2	2.3	2.3	2.3	2.3	2.3
Avg. Stride Length [m]	6.4	7.2	6.7	6.9	6.9	6.9	7.1	7.2	7.4	7.4	7.2



- [] Ranking at each section and finish
- :-:- No data available at this section
- NA No data available

Horse/Jockey Name	OSO SAVVY
Finish Rank	9
Fastest Section Time (Section)	0:11.74 (L2000)
Top Speed [km/h] (Section)	62.7 (L600)
Race State	Finished



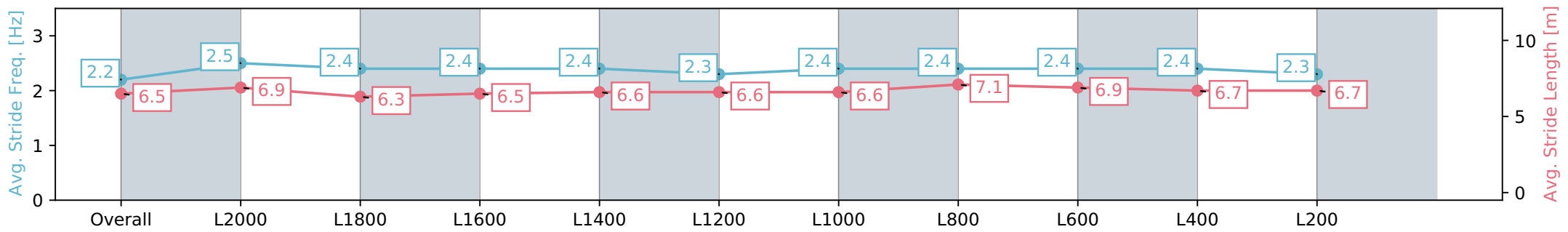
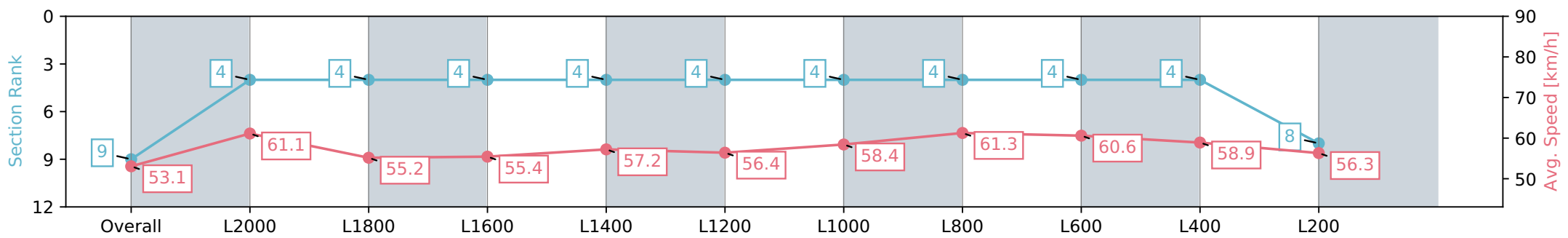
Ellerslie NZ - Professional
 Race 3: VERTICAL LOGISTICS NATHANS MEMORIAL - 2200m



02 March 2024 - 1:30PM

Track Rating: Good 4, Weather: Fine, Rail Position: Out 2m From 1000m To 400m, Remainder True

Section	Overall	L2000	L1800	L1600	L1400	L1200	L1000	L800	L600	L400	L200
Section Times	2:18.15 [9] (0:13.59)	2:04.56 [4] (0:11.74)	1:52.82 [4] (0:13.10)	1:39.72 [4] (0:13.12)	1:26.60 [4] (0:12.57)	1:14.02 [4] (0:12.82)	1:01.20 [4] (0:12.37)	0:48.83 [4] (0:11.80)	0:37.03 [4] (0:12.00)	0:25.03 [4] (0:12.25)	0:12.78 [8] (0:12.78)
Average Speed [km/h]	53.1	61.1	55.2	55.4	57.2	56.4	58.4	61.3	60.6	58.9	56.3
Top Speed [km/h]	60.8	62.2	59.0	57.3	57.8	57.1	60.0	62.2	62.7	60.2	58.9
Avg. Dist. to Rail [m]	2.5	2.3	1.6	1.5	0.1	1.2	1.2	1.1	1.8	1.4	0.8
Avg. Stride Freq. [Hz]	2.2	2.5	2.4	2.4	2.4	2.3	2.4	2.4	2.4	2.4	2.3
Avg. Stride Length [m]	6.5	6.9	6.3	6.5	6.6	6.6	6.6	7.1	6.9	6.7	6.7



- [] Ranking at each section and finish
- :-:- No data available at this section
- NA No data available