

Track Rating: Good 4, Weather: Fine, Rail Position: Out 2m From 1000m To 400m,
Remainder True

Section													Overall	L1400	L1200	L1000	L800	L600		
Field Times													1:34.50	1:21.72	1:10.72	0:58.98	0:47.24	0:35.50		
													(0:12.78)	(0:11.00)	(0:11.74)	(0:11.75)	(0:11.73)	(0:12.02)		
Position	#	Horse/Jockey	Barrier	Top Speed [km/h]	Fastest Section	First 400m												Distance Travelled From Winner [m]		
1	1	POW WOW	6	68.3	0:11.00	0:23.77	1:34.50	1:21.73 [1]	1:10.73 [1]	0:58.99 [1]	0:47.24 [1]	0:35.51 [1]								
		Ngakau Hailey		1400-1200	1400-1200		(0:12.77)	(0:11.00)	(0:11.74)	(0:11.75)	(0:11.73)	(0:12.03)								
2	8	EYESONLYONME	5	66.7	0:11.03	0:24.06	1:34.59	1:21.56 [3]	1:10.53 [3]	0:58.77 [4]	0:46.96 [3]	0:35.02 [4]						+4		
		Michael McNab		1400-1200	1400-1200		(0:13.03)	(0:11.03)	(0:11.76)	(0:11.81)	(0:11.94)	(0:11.79)								
3	3	WALLEN	7	65.6	0:11.14	0:24.77	1:34.66	1:21.17 [9]	1:09.89 [9]	0:58.17 [9]	0:46.38 [9]	0:34.69 [9]						+7		
		Ryan Elliot		1400-1200	400-200		(0:13.49)	(0:11.28)	(0:11.72)	(0:11.79)	(0:11.69)	(0:11.71)								
4	2	KHAFRE	9	66.9	0:11.01	0:23.92	1:34.95	1:22.04 [2]	1:11.03 [2]	0:59.39 [2]	0:47.64 [2]	0:35.86 [2]						-2		
		Tayla Mitchell		1400-1200	1400-1200		(0:12.91)	(0:11.01)	(0:11.64)	(0:11.75)	(0:11.78)	(0:12.06)								
5	10	MYLA	10	64.9	0:11.39	0:25.02	1:35.09	1:21.46 [10]	1:10.07 [10]	0:58.43 [10]	0:46.64 [10]	0:34.92 [10]						-2		
		Ace Lawson-Carroll		800-600	1400-1200		(0:13.63)	(0:11.39)	(0:11.64)	(0:11.79)	(0:11.72)	(0:11.47)								
6	4	BILLY BUNTER	2	65.0	0:11.26	0:24.72	1:35.17	1:21.71 [8]	1:10.45 [8]	0:58.80 [8]	0:47.04 [8]	0:35.27 [8]						+2		
		James Doyle		1400-1200	1400-1200		(0:13.46)	(0:11.26)	(0:11.65)	(0:11.76)	(0:11.77)	(0:11.87)								
7	7	GIGI	8	65.2	0:11.17	0:24.45	1:35.26	1:21.98 [6]	1:10.81 [7]	0:59.14 [7]	0:47.38 [6]	0:35.57 [6]						+4		
		Matthew Cameron		1400-1200	1400-1200		(0:13.28)	(0:11.17)	(0:11.67)	(0:11.76)	(0:11.81)	(0:11.91)								
8	5	DON PAULY	3	68.1	0:11.06	0:24.36	1:35.38	1:22.08 [7]	1:11.02 [6]	0:59.30 [6]	0:47.47 [7]	0:35.62 [7]						-3		
		Warren Kennedy		1400-1200	1400-1200		(0:13.30)	(0:11.06)	(0:11.72)	(0:11.83)	(0:11.85)	(0:11.86)								
9	6	DODDLE	1	66.2	0:11.05	0:24.10	1:35.40	1:22.35 [4]	1:11.30 [4]	0:59.59 [3]	0:47.74 [4]	0:35.92 [3]						-2		
		Craig Grylls		1400-1200	1400-1200		(0:13.05)	(0:11.05)	(0:11.71)	(0:11.85)	(0:11.82)	(0:11.97)								
10	9	MISS MARTINI	4	65.6	0:11.17	0:24.25	1:35.77	1:22.69 [5]	1:11.52 [5]	0:59.76 [5]	0:48.05 [5]	0:36.19 [5]						-3		
		Sam Weatherley		1400-1200	1400-1200		(0:13.08)	(0:11.17)	(0:11.76)	(0:11.71)	(0:11.86)	(0:11.94)								

Track Rating: Good 4, Weather: Fine, Rail Position: Out 2m From 1000m To 400m,
Remainder True

Section				L400	L200								
Field Times				0:23.48	0:12.02								
				(0:11.46)	(0:12.02)								
Position	#	Horse/Jockey	Barrier	Top Speed [km/h]	Fastest Section	First 400m			Margin				Distance Travelled From Winner [m]
1	1	POW WOW	6	68.3	0:11.00	0:23.77	0:23.48 [1]	0:12.02 [1]	1:34.50				
		Ngakau Hailey		1400-1200	1400-1200		(0:11.46)	(0:12.02)					
2	8	EYESONLYONME	5	66.7	0:11.03	0:24.06	0:23.23 [3]	0:11.78 [3]	0.5L				+4
		Michael McNab		1400-1200	1400-1200		(0:11.45)	(0:11.78)					
3	3	WALLEN	7	65.6	0:11.14	0:24.77	0:22.98 [9]	0:11.84 [4]	1.0L				+7
		Ryan Elliot		1400-1200	400-200		(0:11.14)	(0:11.84)					
4	2	KHAFRE	9	66.9	0:11.01	0:23.92	0:23.80 [2]	0:12.19 [2]	2.5L				-2
		Tayla Mitchell		1400-1200	1400-1200		(0:11.61)	(0:12.19)					
5	10	MYLA	10	64.9	0:11.39	0:25.02	0:23.45 [8]	0:12.03 [5]	3.3L				-2
		Ace Lawson-Carroll		800-600	1400-1200		(0:11.42)	(0:12.03)					
6	4	BILLY BUNTER	2	65.0	0:11.26	0:24.72	0:23.40 [10]	0:11.97 [10]	3.8L				+2
		James Doyle		1400-1200	1400-1200		(0:11.43)	(0:11.97)					
7	7	GIGI	8	65.2	0:11.17	0:24.45	0:23.66 [6]	0:12.08 [8]	4.3L				+4
		Matthew Cameron		1400-1200	1400-1200		(0:11.57)	(0:12.08)					
8	5	DON PAULY	3	68.1	0:11.06	0:24.36	0:23.76 [7]	0:12.19 [9]	5.0L				-3
		Warren Kennedy		1400-1200	1400-1200		(0:11.56)	(0:12.19)					
9	6	DODDLE	1	66.2	0:11.05	0:24.10	0:23.95 [4]	0:12.29 [6]	5.0L				-2
		Craig Grylls		1400-1200	1400-1200		(0:11.66)	(0:12.28)					
10	9	MISS MARTINI	4	65.6	0:11.17	0:24.25	0:24.25 [5]	0:12.61 [7]	7.0L				-3
		Sam Weatherley		1400-1200	1400-1200		(0:11.64)	(0:12.61)					

Horse/Jockey Name	POW WOW
Finish Rank	1
Fastest Section Time (Section)	0:11.00 (L1400)
Top Speed [km/h] (Section)	68.3 (L1400)
Race State	Finished



Ellerslie NZ - Professional

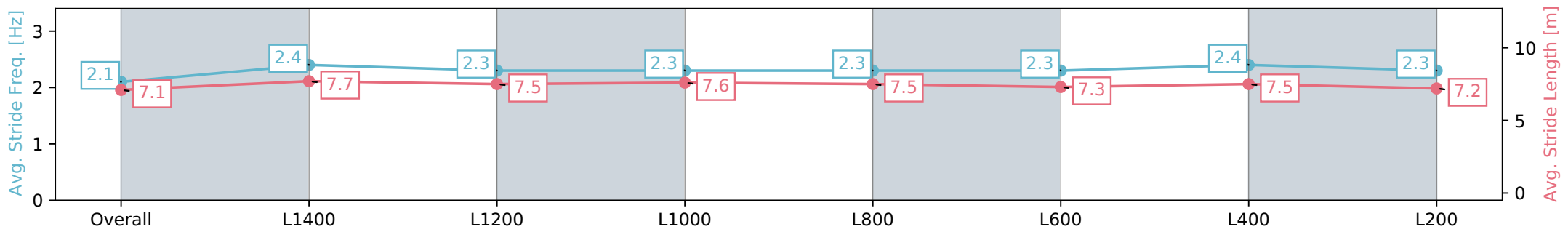
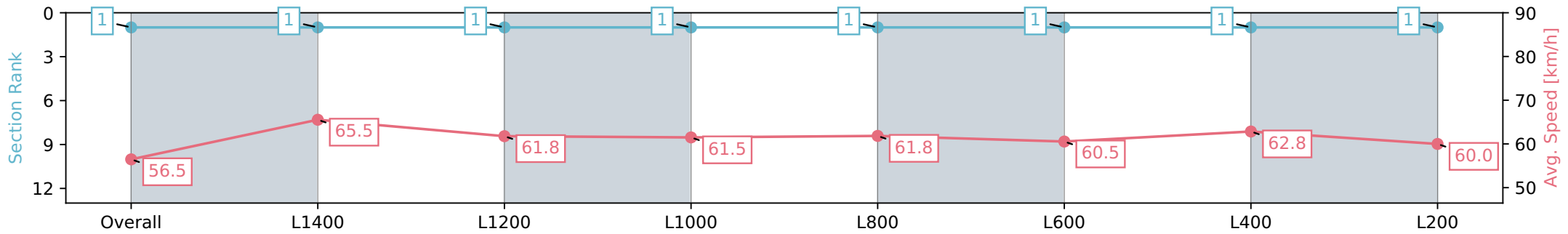
Race 2: SHANE YORK MEMORIAL 1600 - 1600m

02 March 2024 - 12:55PM

Track Rating: Good 4, Weather: Fine, Rail Position: Out 2m From 1000m To 400m, Remainder True



Section	Overall	L1400	L1200	L1000	L800	L600	L400	L200
Section Times	1:34.50 [1] (0:12.77)	1:21.73 [1] (0:11.00)	1:10.73 [1] (0:11.74)	0:58.99 [1] (0:11.75)	0:47.24 [1] (0:11.73)	0:35.51 [1] (0:12.03)	0:23.48 [1] (0:11.46)	0:12.02 [1] (0:12.02)
Average Speed [km/h]	56.5	65.5	61.8	61.5	61.8	60.5	62.8	60.0
Top Speed [km/h]	66.6	68.3	64.2	62.2	63.0	61.5	64.0	63.0
Avg. Dist. to Rail [m]	7.8	2.3	3.0	1.4	1.5	1.8	3.1	4.0
Avg. Stride Freq. [Hz]	2.1	2.4	2.3	2.3	2.3	2.3	2.4	2.3
Avg. Stride Length [m]	7.1	7.7	7.5	7.6	7.5	7.3	7.5	7.2



- [] Ranking at each section and finish
- :-:- No data available at this section
- NA No data available

Horse/Jockey Name	EYESONLYONME
Finish Rank	2
Fastest Section Time (Section)	0:11.03 (L1400)
Top Speed [km/h] (Section)	66.7 (L1400)
Race State	Finished



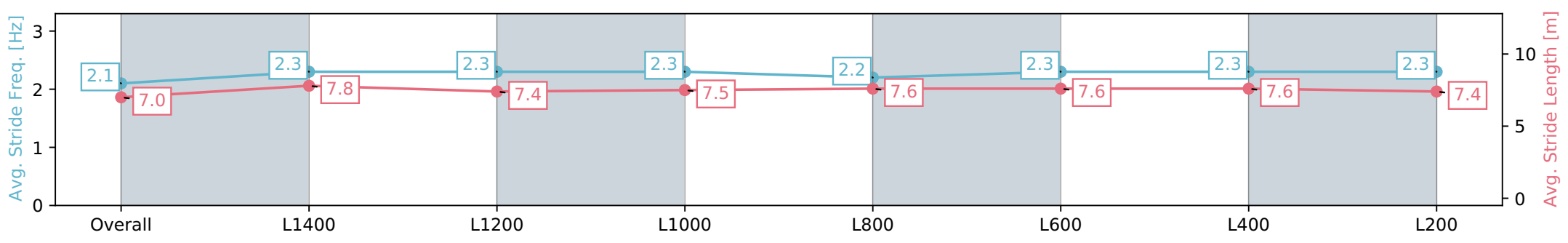
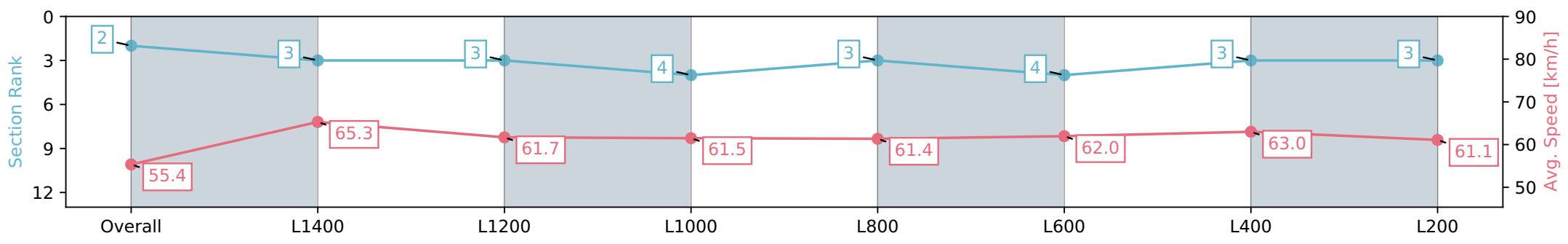
Ellerslie NZ - Professional
Race 2: SHANE YORK MEMORIAL 1600 - 1600m

02 March 2024 - 12:55PM



Track Rating: Good 4, Weather: Fine, Rail Position: Out 2m From 1000m To 400m, Remainder True

Section	Overall	L1400	L1200	L1000	L800	L600	L400	L200
Section Times	1:34.59 [2] (0:13.03)	1:21.56 [3] (0:11.03)	1:10.53 [3] (0:11.76)	0:58.77 [4] (0:11.81)	0:46.96 [3] (0:11.94)	0:35.02 [4] (0:11.79)	0:23.23 [3] (0:11.45)	0:11.78 [3] (0:11.78)
Average Speed [km/h]	55.4	65.3	61.7	61.5	61.4	62.0	63.0	61.1
Top Speed [km/h]	64.4	66.7	63.6	62.3	62.4	62.9	64.2	63.0
Avg. Dist. to Rail [m]	6.0	1.9	2.9	2.7	3.5	2.4	3.6	5.3
Avg. Stride Freq. [Hz]	2.1	2.3	2.3	2.3	2.2	2.3	2.3	2.3
Avg. Stride Length [m]	7.0	7.8	7.4	7.5	7.6	7.6	7.6	7.4



- [] Ranking at each section and finish
- :-:- No data available at this section
- NA No data available

Horse/Jockey Name	WALLEN
Finish Rank	3
Fastest Section Time (Section)	0:11.14 (L400)
Top Speed [km/h] (Section)	65.6 (L1400)
Race State	Finished



Ellerslie NZ - Professional

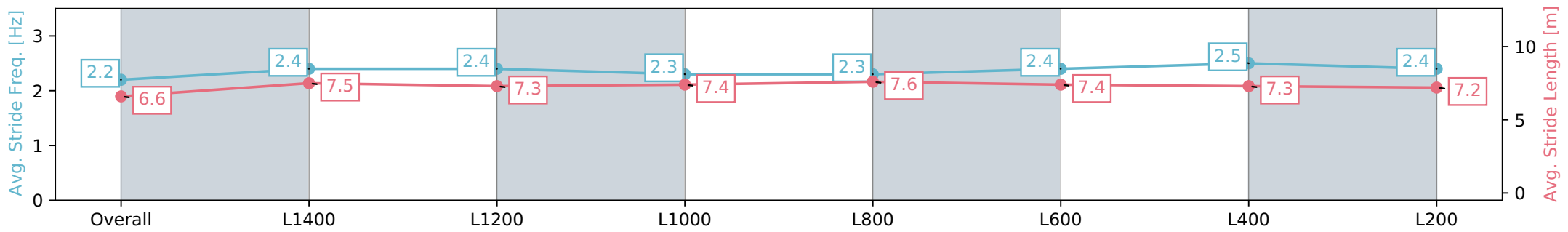
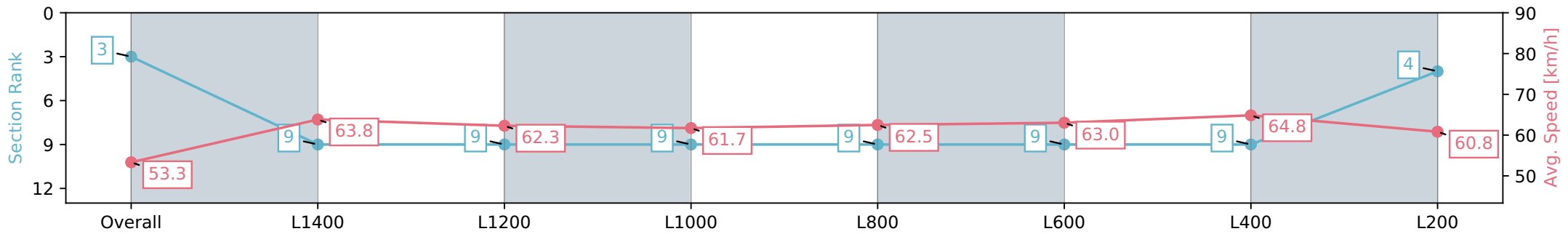
Race 2: SHANE YORK MEMORIAL 1600 - 1600m

02 March 2024 - 12:55PM



Track Rating: Good 4, Weather: Fine, Rail Position: Out 2m From 1000m To 400m, Remainder True

Section	Overall	L1400	L1200	L1000	L800	L600	L400	L200
Section Times	1:34.66 [3] (0:13.49)	1:21.17 [9] (0:11.28)	1:09.89 [9] (0:11.72)	0:58.17 [9] (0:11.79)	0:46.38 [9] (0:11.69)	0:34.69 [9] (0:11.71)	0:22.98 [9] (0:11.14)	0:11.84 [4] (0:11.84)
Average Speed [km/h]	53.3	63.8	62.3	61.7	62.5	63.0	64.8	60.8
Top Speed [km/h]	63.7	65.6	64.6	63.5	64.0	65.5	65.5	64.2
Avg. Dist. to Rail [m]	7.3	1.7	3.7	3.3	3.1	4.3	5.6	7.5
Avg. Stride Freq. [Hz]	2.2	2.4	2.4	2.3	2.3	2.4	2.5	2.4
Avg. Stride Length [m]	6.6	7.5	7.3	7.4	7.6	7.4	7.3	7.2



- [] Ranking at each section and finish
- :-:- No data available at this section
- NA No data available

Horse/Jockey Name	KHAFRE
Finish Rank	4
Fastest Section Time (Section)	0:11.01 (L1400)
Top Speed [km/h] (Section)	66.9 (L1400)
Race State	Finished



Ellerslie NZ - Professional

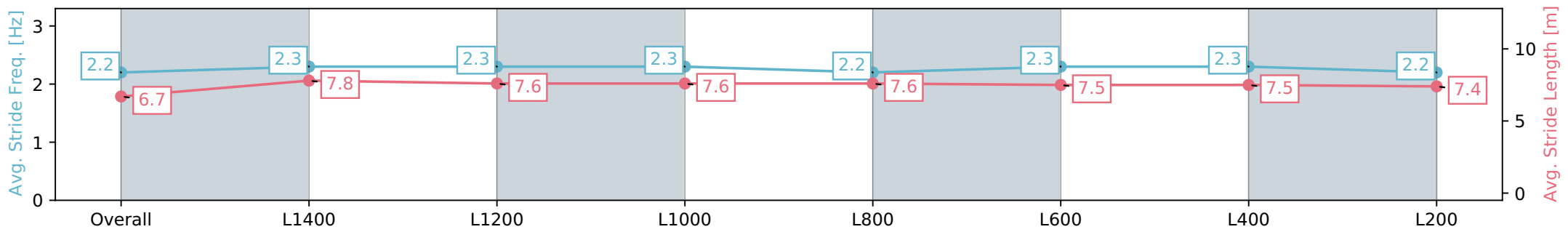
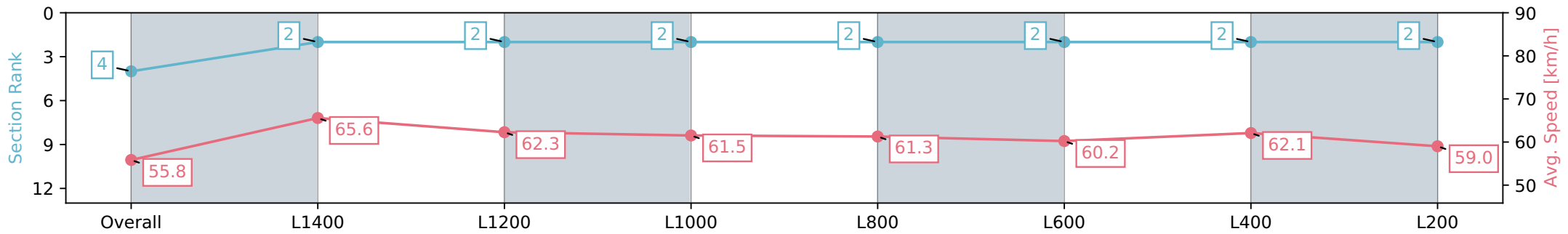
Race 2: SHANE YORK MEMORIAL 1600 - 1600m

02 March 2024 - 12:55PM



Track Rating: Good 4, Weather: Fine, Rail Position: Out 2m From 1000m To 400m, Remainder True

Section	Overall	L1400	L1200	L1000	L800	L600	L400	L200
Section Times	1:34.95 [4] (0:12.91)	1:22.04 [2] (0:11.01)	1:11.03 [2] (0:11.64)	0:59.39 [2] (0:11.75)	0:47.64 [2] (0:11.78)	0:35.86 [2] (0:12.06)	0:23.80 [2] (0:11.61)	0:12.19 [2] (0:12.19)
Average Speed [km/h]	55.8	65.6	62.3	61.5	61.3	60.2	62.1	59.0
Top Speed [km/h]	65.3	66.9	64.3	61.9	62.1	61.1	63.3	62.2
Avg. Dist. to Rail [m]	9.9	3.1	2.5	1.4	0.9	1.3	4.2	4.3
Avg. Stride Freq. [Hz]	2.2	2.3	2.3	2.3	2.2	2.3	2.3	2.2
Avg. Stride Length [m]	6.7	7.8	7.6	7.6	7.6	7.5	7.5	7.4



- [] Ranking at each section and finish
- :-:- No data available at this section
- NA No data available

Horse/Jockey Name	MYLA
Finish Rank	5
Fastest Section Time (Section)	0:11.39 (L1400)
Top Speed [km/h] (Section)	64.9 (L800)
Race State	Finished



Ellerslie NZ - Professional

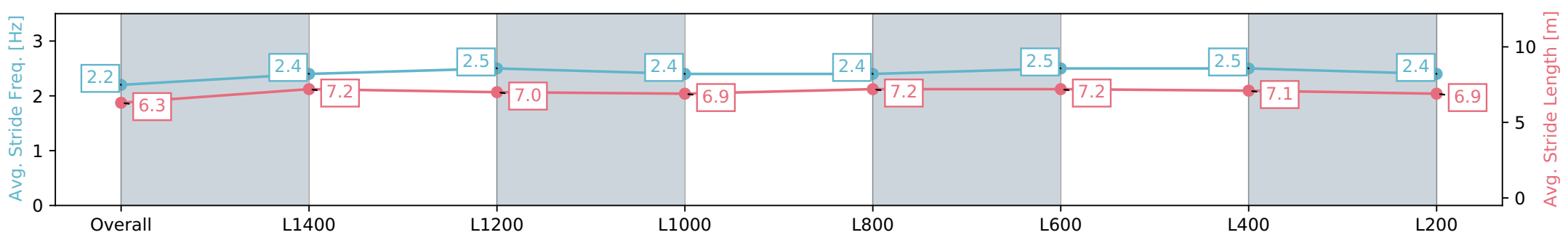
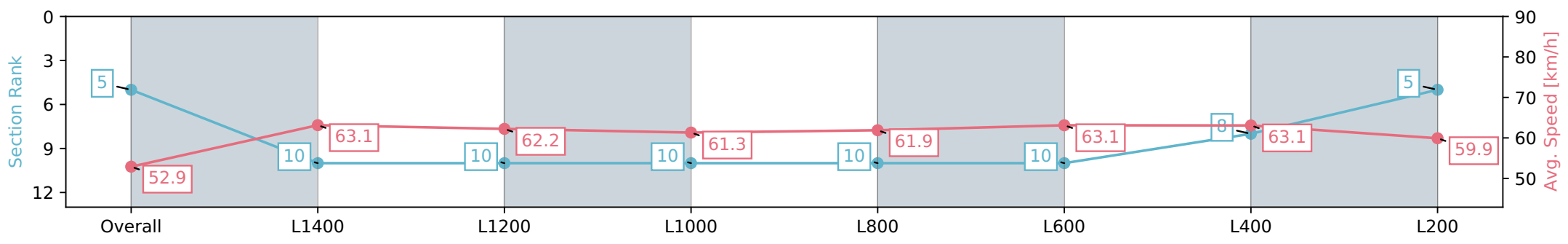
Race 2: SHANE YORK MEMORIAL 1600 - 1600m

02 March 2024 - 12:55PM



Track Rating: Good 4, Weather: Fine, Rail Position: Out 2m From 1000m To 400m, Remainder True

Section	Overall	L1400	L1200	L1000	L800	L600	L400	L200
Section Times	1:35.09 [5] (0:13.63)	1:21.46 [10] (0:11.39)	1:10.07 [10] (0:11.64)	0:58.43 [10] (0:11.79)	0:46.64 [10] (0:11.72)	0:34.92 [10] (0:11.47)	0:23.45 [8] (0:11.42)	0:12.03 [5] (0:12.03)
Average Speed [km/h]	52.9	63.1	62.2	61.3	61.9	63.1	63.1	59.9
Top Speed [km/h]	62.9	64.2	64.0	64.8	64.9	64.5	63.5	62.7
Avg. Dist. to Rail [m]	8.6	0.8	1.4	1.3	1.9	0.9	0.9	2.0
Avg. Stride Freq. [Hz]	2.2	2.4	2.5	2.4	2.4	2.5	2.5	2.4
Avg. Stride Length [m]	6.3	7.2	7.0	6.9	7.2	7.2	7.1	6.9



- [] Ranking at each section and finish
- :-:- No data available at this section
- NA No data available

Horse/Jockey Name	BILLY BUNTER
Finish Rank	6
Fastest Section Time (Section)	0:11.26 (L1400)
Top Speed [km/h] (Section)	65.0 (L1400)
Race State	Finished



Ellerslie NZ - Professional

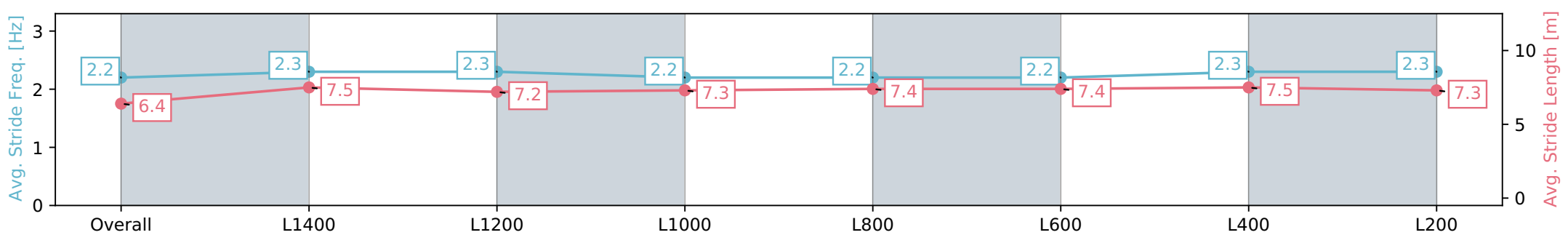
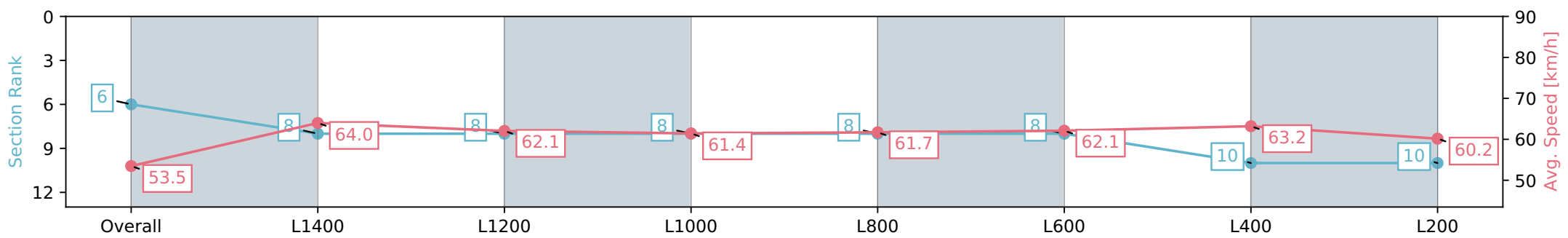
Race 2: SHANE YORK MEMORIAL 1600 - 1600m

02 March 2024 - 12:55PM



Track Rating: Good 4, Weather: Fine, Rail Position: Out 2m From 1000m To 400m, Remainder True

Section	Overall	L1400	L1200	L1000	L800	L600	L400	L200
Section Times	1:35.17 [6] (0:13.46)	1:21.71 [8] (0:11.26)	1:10.45 [8] (0:11.65)	0:58.80 [8] (0:11.76)	0:47.04 [8] (0:11.77)	0:35.27 [8] (0:11.87)	0:23.40 [10] (0:11.43)	0:11.97 [10] (0:11.97)
Average Speed [km/h]	53.5	64.0	62.1	61.4	61.7	62.1	63.2	60.2
Top Speed [km/h]	64.2	65.0	63.6	62.8	62.8	62.7	64.0	62.6
Avg. Dist. to Rail [m]	3.9	0.3	1.6	1.4	2.0	3.8	7.6	8.7
Avg. Stride Freq. [Hz]	2.2	2.3	2.3	2.2	2.2	2.2	2.3	2.3
Avg. Stride Length [m]	6.4	7.5	7.2	7.3	7.4	7.4	7.5	7.3



- [] Ranking at each section and finish
- :-:- No data available at this section
- NA No data available

Horse/Jockey Name	GIGI
Finish Rank	7
Fastest Section Time (Section)	0:11.17 (L1400)
Top Speed [km/h] (Section)	65.2 (L1400)
Race State	Finished



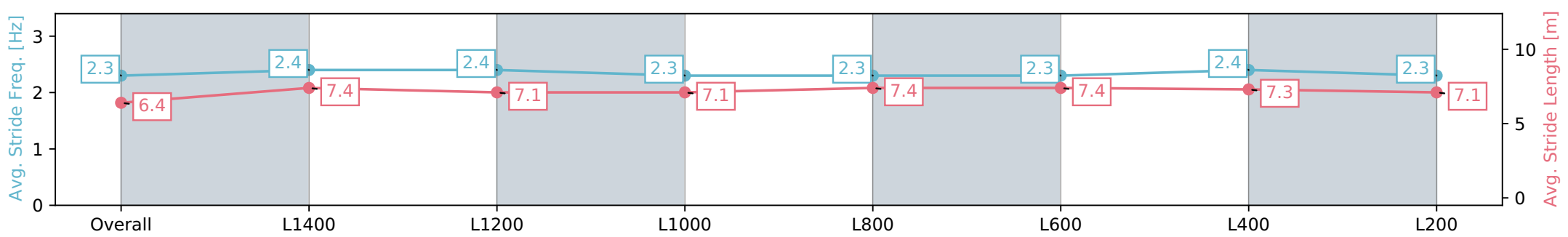
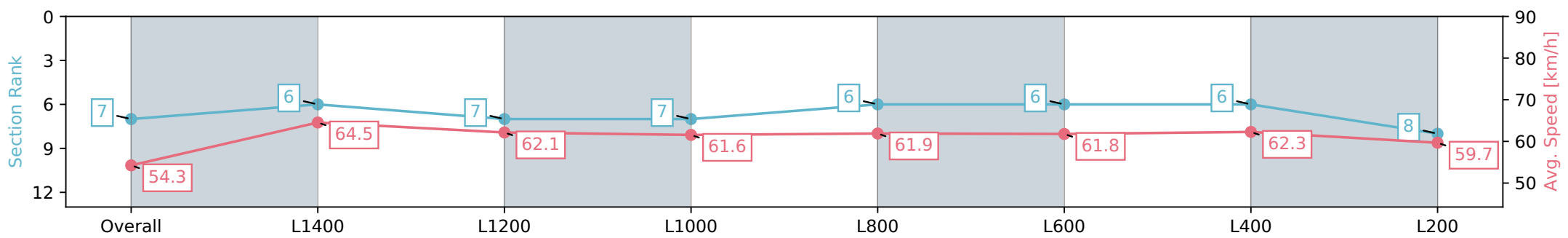
Ellerslie NZ - Professional
Race 2: SHANE YORK MEMORIAL 1600 - 1600m

02 March 2024 - 12:55PM



Track Rating: Good 4, Weather: Fine, Rail Position: Out 2m From 1000m To 400m, Remainder True

Section	Overall	L1400	L1200	L1000	L800	L600	L400	L200
Section Times	1:35.26 [7] (0:13.28)	1:21.98 [6] (0:11.17)	1:10.81 [7] (0:11.67)	0:59.14 [7] (0:11.76)	0:47.38 [6] (0:11.81)	0:35.57 [6] (0:11.91)	0:23.66 [6] (0:11.57)	0:12.08 [8] (0:12.08)
Average Speed [km/h]	54.3	64.5	62.1	61.6	61.9	61.8	62.3	59.7
Top Speed [km/h]	63.9	65.2	64.7	62.5	62.6	62.4	63.0	63.0
Avg. Dist. to Rail [m]	8.4	1.8	2.3	2.3	2.8	3.7	6.4	7.3
Avg. Stride Freq. [Hz]	2.3	2.4	2.4	2.3	2.3	2.3	2.4	2.3
Avg. Stride Length [m]	6.4	7.4	7.1	7.1	7.4	7.4	7.3	7.1



- [] Ranking at each section and finish
- :-:- No data available at this section
- NA No data available

Horse/Jockey Name	DON PAULY
Finish Rank	8
Fastest Section Time (Section)	0:11.06 (L1400)
Top Speed [km/h] (Section)	68.1 (L1400)
Race State	Finished



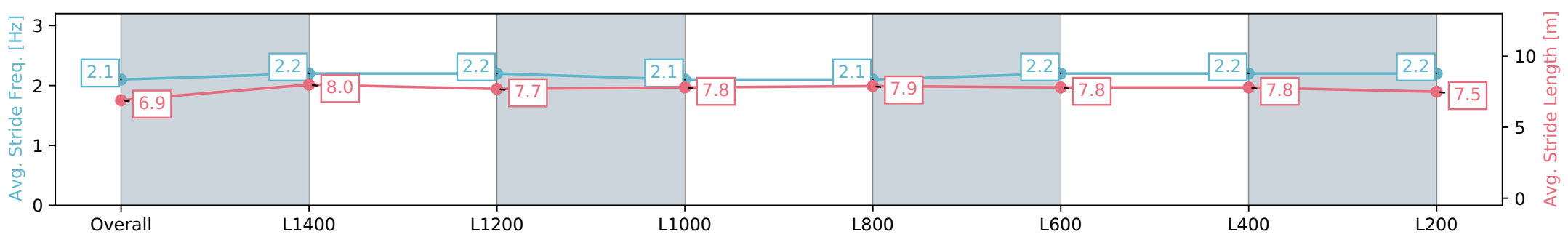
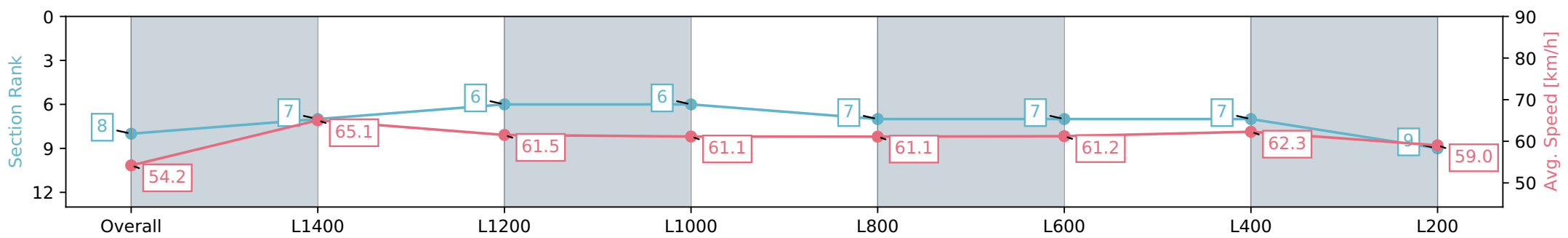
Ellerslie NZ - Professional
Race 2: SHANE YORK MEMORIAL 1600 - 1600m

02 March 2024 - 12:55PM



Track Rating: Good 4, Weather: Fine, Rail Position: Out 2m From 1000m To 400m, Remainder True

Section	Overall	L1400	L1200	L1000	L800	L600	L400	L200
Section Times	1:35.38 [8] (0:13.30)	1:22.08 [7] (0:11.06)	1:11.02 [6] (0:11.72)	0:59.30 [6] (0:11.83)	0:47.47 [7] (0:11.85)	0:35.62 [7] (0:11.86)	0:23.76 [7] (0:11.56)	0:12.19 [9] (0:12.19)
Average Speed [km/h]	54.2	65.1	61.5	61.1	61.1	61.2	62.3	59.0
Top Speed [km/h]	63.5	68.1	63.3	61.9	61.7	62.5	62.8	61.7
Avg. Dist. to Rail [m]	4.7	0.7	1.4	0.7	1.2	1.5	4.2	5.9
Avg. Stride Freq. [Hz]	2.1	2.2	2.2	2.1	2.1	2.2	2.2	2.2
Avg. Stride Length [m]	6.9	8.0	7.7	7.8	7.9	7.8	7.8	7.5



- [] Ranking at each section and finish
- :-:- No data available at this section
- NA No data available

Horse/Jockey Name	DODDLE
Finish Rank	9
Fastest Section Time (Section)	0:11.05 (L1400)
Top Speed [km/h] (Section)	66.2 (L1400)
Race State	Finished



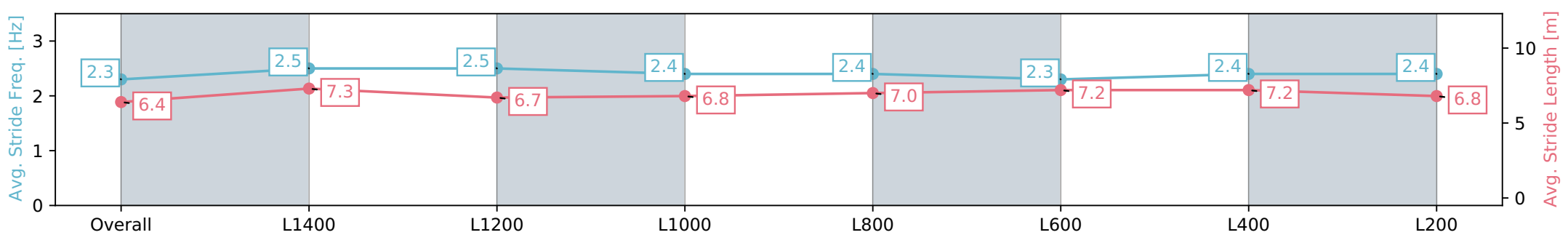
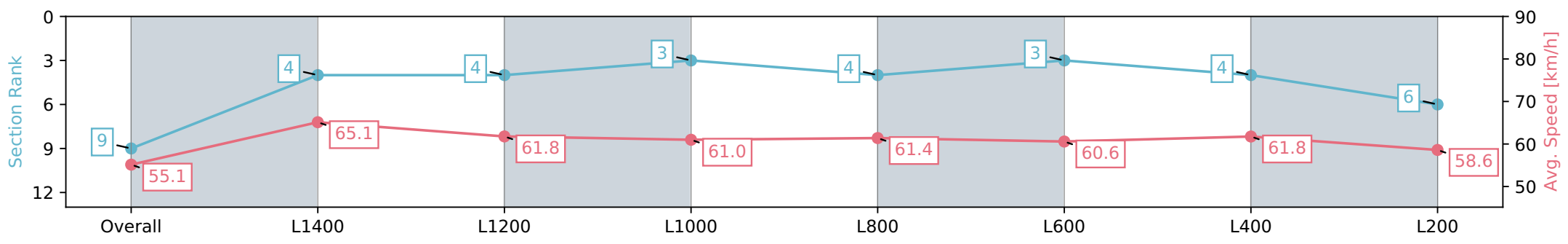
Ellerslie NZ - Professional
Race 2: SHANE YORK MEMORIAL 1600 - 1600m

02 March 2024 - 12:55PM



Track Rating: Good 4, Weather: Fine, Rail Position: Out 2m From 1000m To 400m, Remainder True

Section	Overall	L1400	L1200	L1000	L800	L600	L400	L200
Section Times	1:35.40 [9] (0:13.05)	1:22.35 [4] (0:11.05)	1:11.30 [4] (0:11.71)	0:59.59 [3] (0:11.85)	0:47.74 [4] (0:11.82)	0:35.92 [3] (0:11.97)	0:23.95 [4] (0:11.66)	0:12.29 [6] (0:12.28)
Average Speed [km/h]	55.1	65.1	61.8	61.0	61.4	60.6	61.8	58.6
Top Speed [km/h]	64.5	66.2	64.5	61.4	61.8	62.1	63.1	61.0
Avg. Dist. to Rail [m]	2.3	0.0	1.3	1.2	1.5	1.4	0.6	0.9
Avg. Stride Freq. [Hz]	2.3	2.5	2.5	2.4	2.4	2.3	2.4	2.4
Avg. Stride Length [m]	6.4	7.3	6.7	6.8	7.0	7.2	7.2	6.8



- [] Ranking at each section and finish
- :-:- No data available at this section
- NA No data available

Horse/Jockey Name	MISS MARTINI
Finish Rank	10
Fastest Section Time (Section)	0:11.17 (L1400)
Top Speed [km/h] (Section)	65.6 (L1400)
Race State	Finished



Ellerslie NZ - Professional

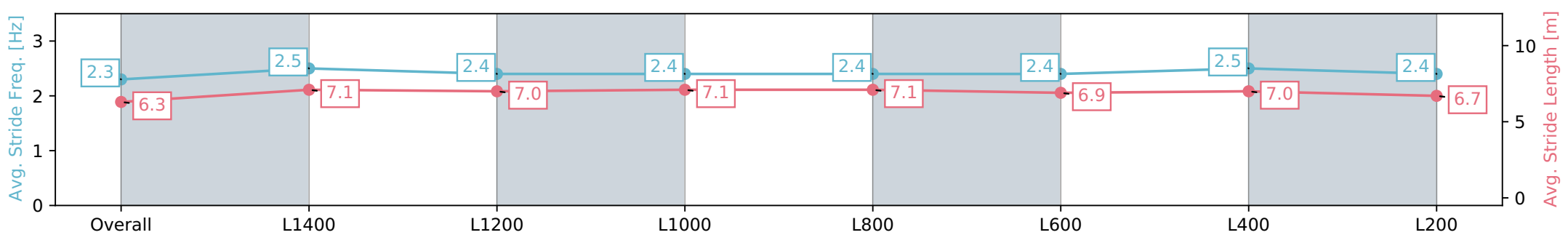
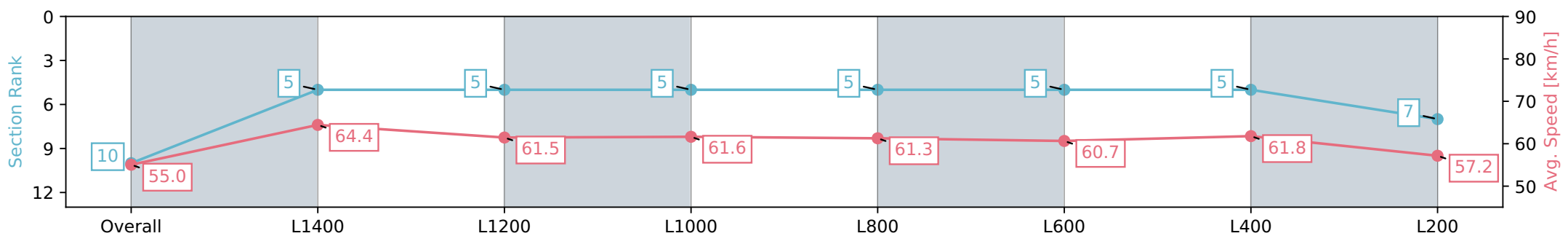
Race 2: SHANE YORK MEMORIAL 1600 - 1600m

02 March 2024 - 12:55PM



Track Rating: Good 4, Weather: Fine, Rail Position: Out 2m From 1000m To 400m, Remainder True

Section	Overall	L1400	L1200	L1000	L800	L600	L400	L200
Section Times	1:35.77 [10] (0:13.08)	1:22.69 [5] (0:11.17)	1:11.52 [5] (0:11.76)	0:59.76 [5] (0:11.71)	0:48.05 [5] (0:11.86)	0:36.19 [5] (0:11.94)	0:24.25 [5] (0:11.64)	0:12.61 [7] (0:12.61)
Average Speed [km/h]	55.0	64.4	61.5	61.6	61.3	60.7	61.8	57.2
Top Speed [km/h]	63.0	65.6	63.4	62.8	62.5	61.4	62.6	61.0
Avg. Dist. to Rail [m]	5.3	1.6	1.4	0.4	2.2	1.0	1.7	4.0
Avg. Stride Freq. [Hz]	2.3	2.5	2.4	2.4	2.4	2.4	2.5	2.4
Avg. Stride Length [m]	6.3	7.1	7.0	7.1	7.1	6.9	7.0	6.7



- [] Ranking at each section and finish
- :-:- No data available at this section
- NA No data available