

Track Rating: Good 4, Weather: Fine, Rail Position: Out 2m From 1000m To 400m,  
Remainder True

Section													Overall		L1200	L1000	L800	L600	L400		
Field Times													1:22.48	1:09.84	0:58.88	0:47.77	0:36.31	0:24.42			
													(0:12.64)	(0:10.97)	(0:11.11)	(0:11.46)	(0:11.90)	(0:11.92)			
Position	#	Horse/Jockey	Barrier	Top Speed [km/h]	Fastest Section	First 400m												Distance Travelled From Winner [m]			
1	8	<b>GENTIAN BLUE</b>	4	67.5	0:11.18	0:24.45	1:22.48	1:09.21 [8]	0:58.03 [8]	0:46.64 [9]	0:35.01 [9]	0:23.13 [9]									
		Masahiro Hashizume		1200-1000	1200-1000		(0:13.27)	(0:11.18)	(0:11.39)	(0:11.63)	(0:11.88)	(0:11.40)									
2	2	<b>OVERDRAWN</b>	3	67.2	0:11.11	0:24.04	1:22.53	1:09.60 [6]	0:58.49 [5]	0:47.19 [5]	0:35.68 [5]	0:23.55 [5]						-2			
		Michael McNab		1200-1000	1200-1000		(0:12.93)	(0:11.11)	(0:11.30)	(0:11.51)	(0:12.13)	(0:11.43)									
3	6	<b>ROCKIN ROSIE</b>	1	66.7	0:10.97	0:23.82	1:22.83	1:09.98 [4]	0:59.01 [2]	0:47.89 [2]	0:36.62 [2]	0:24.77 [1]						-5			
		Sam Weatherley		1200-1000	1200-1000		(0:12.85)	(0:10.97)	(0:11.12)	(0:11.27)	(0:11.85)	(0:11.92)									
4	7	<b>ARROWETTE</b>	5	66.6	0:11.10	0:24.36	1:22.94	1:09.68 [7]	0:58.58 [7]	0:47.32 [7]	0:35.90 [6]	0:23.89 [6]						-4			
		Warren Kennedy		1400-1200	1200-1000		(0:13.26)	(0:11.10)	(0:11.26)	(0:11.42)	(0:12.01)	(0:11.54)									
5	9	<b>NO AGENDA NIGEL</b>	6	66.5	0:11.17	0:24.64	1:22.97	1:09.57 [9]	0:58.33 [9]	0:47.16 [8]	0:35.71 [8]	0:23.72 [7]						-6			
		Ngakau Hailey		1200-1000	1000-800		(0:13.40)	(0:11.24)	(0:11.17)	(0:11.45)	(0:11.99)	(0:11.46)									
6	10	<b>ANISE</b>	10	65.7	0:11.22	0:24.94	1:23.04	1:09.45 [10]	0:58.10 [10]	0:46.88 [10]	0:35.32 [10]	0:23.55 [10]						-2			
		Matthew Cameron		1000-800	1000-800		(0:13.59)	(0:11.35)	(0:11.22)	(0:11.56)	(0:11.77)	(0:11.48)									
7	1	<b>BUTTERFIELD</b>	2	67.2	0:10.97	0:23.60	1:23.23	1:10.60 [1]	0:59.63 [1]	0:48.52 [1]	0:37.07 [1]	0:25.09 [2]						-5			
		Tayla Mitchell		1400-1200	1200-1000		(0:12.63)	(0:10.97)	(0:11.11)	(0:11.45)	(0:11.98)	(0:11.95)									
8	4	<b>WILD WEST</b>	8	69.5	0:11.33	0:24.22	1:24.06	1:11.17 [5]	0:59.84 [6]	0:48.49 [6]	0:36.94 [7]	0:24.79 [8]						+1			
		Craig Grylls		1400-1200	1200-1000		(0:12.89)	(0:11.33)	(0:11.35)	(0:11.55)	(0:12.15)	(0:11.79)									
9	5	<b>THERE GOES MY HERO</b>	11	67.9	0:11.06	0:23.86	1:24.18	1:11.38 [2]	1:00.32 [4]	0:49.22 [3]	0:37.69 [3]	0:25.22 [4]						+1			
		Kelly Myers		1200-1000	1200-1000		(0:12.80)	(0:11.06)	(0:11.10)	(0:11.53)	(0:12.47)	(0:12.22)									
10	3	<b>STYLISH OFFICER</b>	9	68.1	0:11.01	0:23.86	1:25.06	1:12.21 [3]	1:01.20 [3]	0:49.99 [4]	0:38.45 [4]	0:26.12 [3]						-3			
		James Doyle		1200-1000	1200-1000		(0:12.85)	(0:11.01)	(0:11.21)	(0:11.54)	(0:12.33)	(0:12.30)									

Did Not Finish: Strange Love (#11)

Track Rating: Good 4, Weather: Fine, Rail Position: Out 2m From 1000m To 400m,  
Remainder True

Section											L200	Distance	
Field Times											0:12.50	Travelled From	
										(0:12.50)	Winner [m]		
Position	#	Horse/Jockey	Barrier	Top Speed [km/h]	Fastest Section	First 400m	Margin						
1	8	<b>GENTIAN BLUE</b>	4	67.5	0:11.18	0:24.45	0:11.73 [6]	1:22.48					
		Masahiro Hashizume		1200-1000	1200-1000		(0:11.73)						
2	2	<b>OVERDRAWN</b>	3	67.2	0:11.11	0:24.04	0:12.12 [3]	0.3L					-2
		Michael McNab		1200-1000	1200-1000		(0:12.12)						
3	6	<b>ROCKIN ROSIE</b>	1	66.7	0:10.97	0:23.82	0:12.85 [1]	2.0L					-5
		Sam Weatherley		1200-1000	1200-1000		(0:12.85)						
4	7	<b>ARROWETTE</b>	5	66.6	0:11.10	0:24.36	0:12.35 [4]	2.8L					-4
		Warren Kennedy		1400-1200	1200-1000		(0:12.35)						
5	9	<b>NO AGENDA NIGEL</b>	6	66.5	0:11.17	0:24.64	0:12.26 [5]	2.8L					-6
		Ngakau Hailey		1200-1000	1000-800		(0:12.26)						
6	10	<b>ANISE</b>	10	65.7	0:11.22	0:24.94	0:12.07 [7]	3.3L					-2
		Matthew Cameron		1000-800	1000-800		(0:12.07)						
7	1	<b>BUTTERFIELD</b>	2	67.2	0:10.97	0:23.60	0:13.14 [2]	4.3L					-5
		Tayla Mitchell		1400-1200	1200-1000		(0:13.14)						
8	4	<b>WILD WEST</b>	8	69.5	0:11.33	0:24.22	0:13.00 [8]	8.8L					+1
		Craig Grylls		1400-1200	1200-1000		(0:13.00)						
9	5	<b>THERE GOES MY HERO</b>	11	67.9	0:11.06	0:23.86	0:13.00 [9]	9.4L					+1
		Kelly Myers		1200-1000	1200-1000		(0:13.00)						
10	3	<b>STYLISH OFFICER</b>	9	68.1	0:11.01	0:23.86	0:13.82 [10]	14.3L					-3
		James Doyle		1200-1000	1200-1000		(0:13.82)						

Did Not Finish: Strange Love (#11)

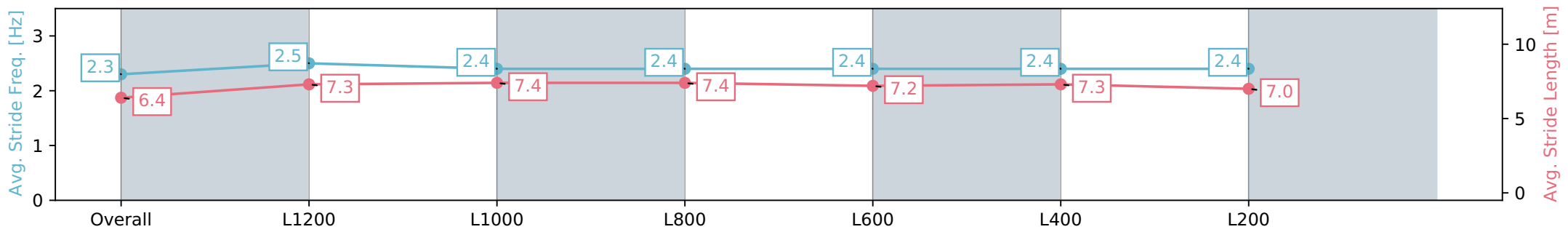
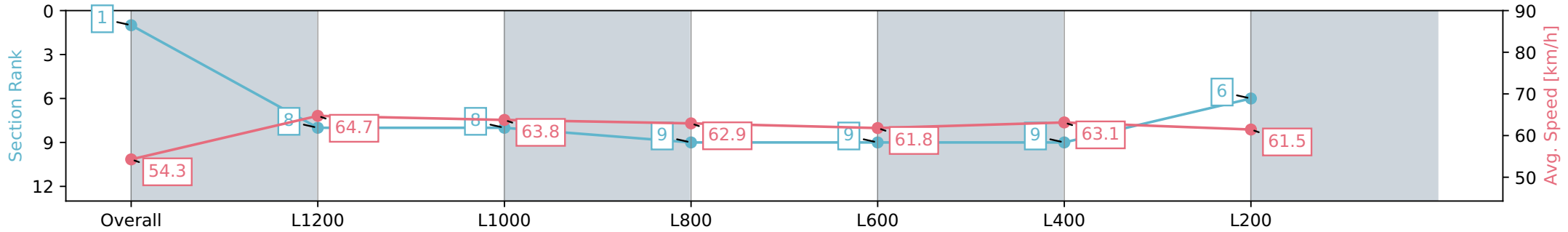
Horse/Jockey Name	GENTIAN BLUE
Finish Rank	1
Fastest Section Time (Section)	0:11.18 (L1200)
Top Speed [km/h] (Section)	67.5 (L1200)
Race State	Finished



Ellerslie NZ - Professional  
 Race 1: BARFOOT & THOMPSON 1400 - 1400m  
 02 March 2024 - 12:20PM  
 Track Rating: Good 4, Weather: Fine, Rail Position: Out 2m From 1000m To 400m, Remainder True



Section	Overall	L1200	L1000	L800	L600	L400	L200
Section Times	1:22.48 [1] (0:13.27)	1:09.21 [8] (0:11.18)	0:58.03 [8] (0:11.39)	0:46.64 [9] (0:11.63)	0:35.01 [9] (0:11.88)	0:23.13 [9] (0:11.40)	0:11.73 [6] (0:11.73)
Average Speed [km/h]	54.3	64.7	63.8	62.9	61.8	63.1	61.5
Top Speed [km/h]	66.1	67.5	64.5	64.9	63.5	63.9	63.8
Avg. Dist. to Rail [m]	3.0	1.7	2.1	3.5	3.3	4.1	4.9
Avg. Stride Freq. [Hz]	2.3	2.5	2.4	2.4	2.4	2.4	2.4
Avg. Stride Length [m]	6.4	7.3	7.4	7.4	7.2	7.3	7.0



Report Created: Sat 02 March 2024 12:55:10 GMT+11 (Note: Timing is based on positional data)

- [ ] Ranking at each section and finish
- :-:- No data available at this section
- NA No data available

Horse/Jockey Name	OVERDRAWN
Finish Rank	2
Fastest Section Time (Section)	0:11.11 (L1200)
Top Speed [km/h] (Section)	67.2 (L1200)
Race State	Finished



Ellerslie NZ - Professional

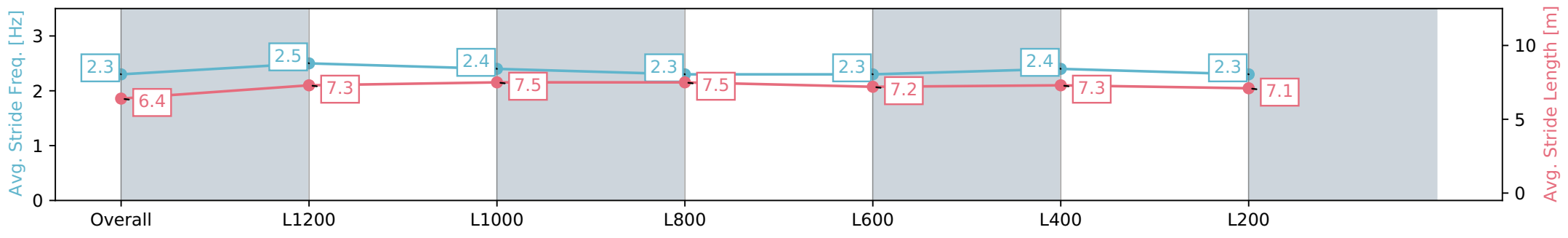
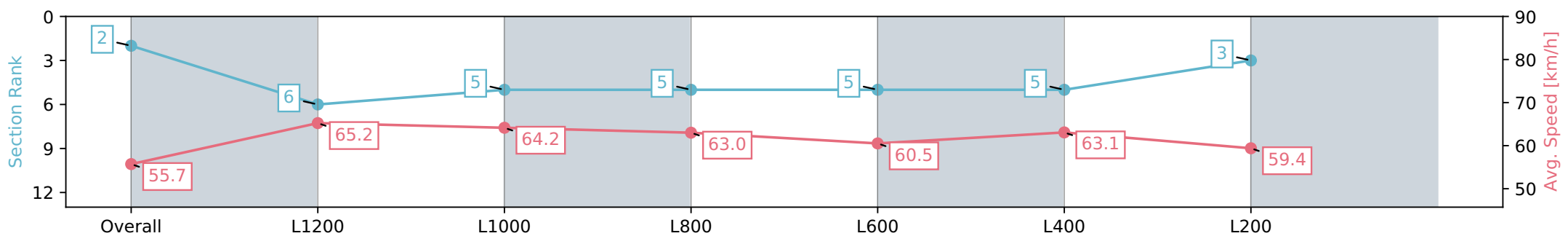
Race 1: BARFOOT & THOMPSON 1400 - 1400m

02 March 2024 - 12:20PM

Track Rating: Good 4, Weather: Fine, Rail Position: Out 2m From 1000m To 400m, Remainder True



Section	Overall	L1200	L1000	L800	L600	L400	L200
Section Times	1:22.53 [2] (0:12.93)	1:09.60 [6] (0:11.11)	0:58.49 [5] (0:11.30)	0:47.19 [5] (0:11.51)	0:35.68 [5] (0:12.13)	0:23.55 [5] (0:11.43)	0:12.12 [3] (0:12.12)
Average Speed [km/h]	55.7	65.2	64.2	63.0	60.5	63.1	59.4
Top Speed [km/h]	66.8	67.2	64.9	64.6	61.5	64.1	62.6
Avg. Dist. to Rail [m]	2.4	2.6	1.7	1.8	2.9	3.4	3.2
Avg. Stride Freq. [Hz]	2.3	2.5	2.4	2.3	2.3	2.4	2.3
Avg. Stride Length [m]	6.4	7.3	7.5	7.5	7.2	7.3	7.1



- [ ] Ranking at each section and finish
- :-:- No data available at this section
- NA No data available

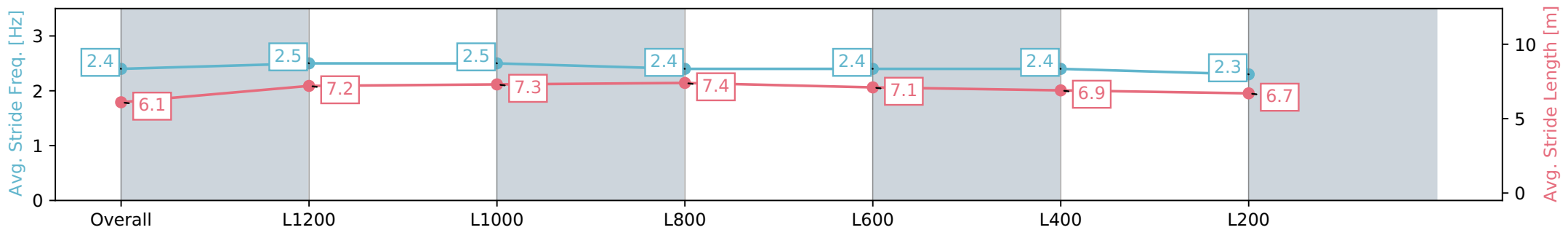
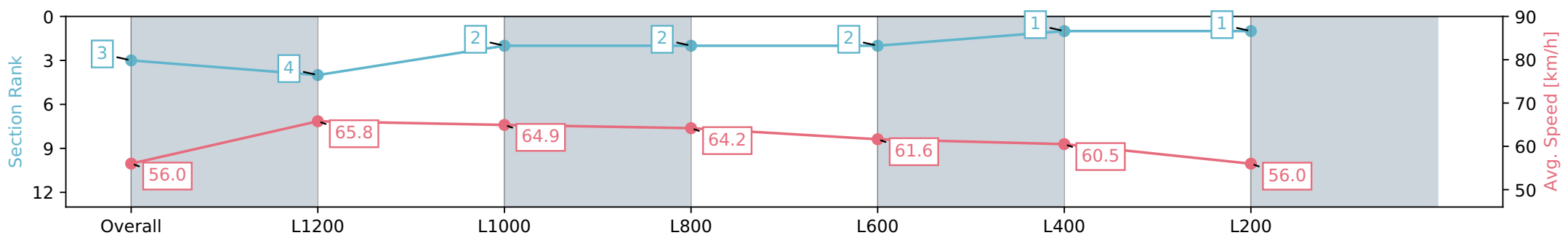
Horse/Jockey Name	ROCKIN ROSIE
Finish Rank	3
Fastest Section Time (Section)	0:10.97 (L1200)
Top Speed [km/h] (Section)	66.7 (L1200)
Race State	Finished



Ellerslie NZ - Professional  
 Race 1: BARFOOT & THOMPSON 1400 - 1400m  
 02 March 2024 - 12:20PM  
 Track Rating: Good 4, Weather: Fine, Rail Position: Out 2m From 1000m To 400m, Remainder True



Section	Overall	L1200	L1000	L800	L600	L400	L200
Section Times	1:22.83 [3] (0:12.85)	1:09.98 [4] (0:10.97)	0:59.01 [2] (0:11.12)	0:47.89 [2] (0:11.27)	0:36.62 [2] (0:11.85)	0:24.77 [1] (0:11.92)	0:12.85 [1] (0:12.85)
Average Speed [km/h]	56.0	65.8	64.9	64.2	61.6	60.5	56.0
Top Speed [km/h]	65.8	66.7	65.6	65.3	62.3	62.1	60.0
Avg. Dist. to Rail [m]	0.4	0.9	0.9	1.0	2.4	2.2	2.9
Avg. Stride Freq. [Hz]	2.4	2.5	2.5	2.4	2.4	2.4	2.3
Avg. Stride Length [m]	6.1	7.2	7.3	7.4	7.1	6.9	6.7



- [ ] Ranking at each section and finish
- :-:- No data available at this section
- NA No data available

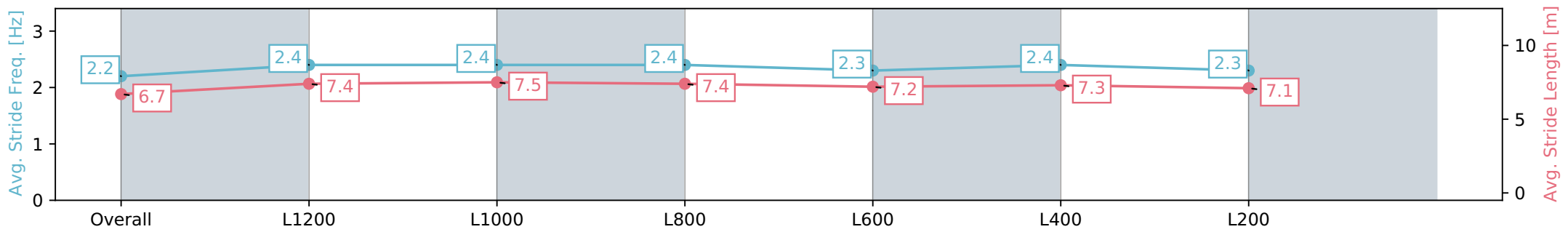
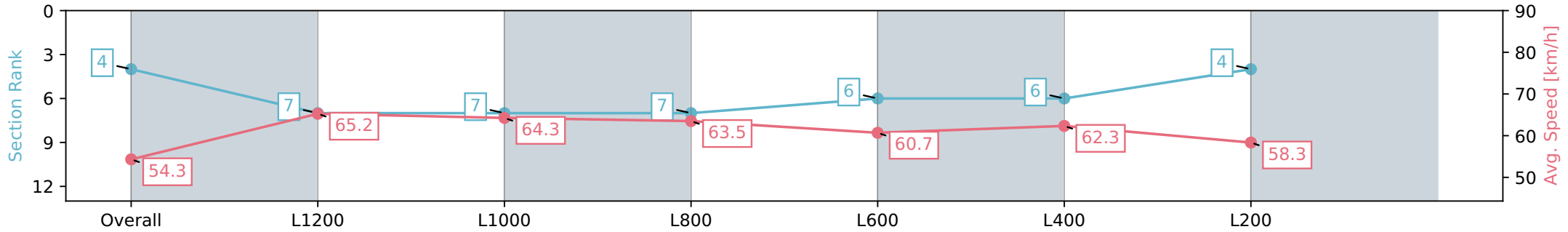
Horse/Jockey Name	ARROWETTE
Finish Rank	4
Fastest Section Time (Section)	0:11.10 (L1200)
Top Speed [km/h] (Section)	66.6 (Overall)
Race State	Finished



Ellerslie NZ - Professional  
 Race 1: BARFOOT & THOMPSON 1400 - 1400m  
 02 March 2024 - 12:20PM  
 Track Rating: Good 4, Weather: Fine, Rail Position: Out 2m From 1000m To 400m, Remainder True



Section	Overall	L1200	L1000	L800	L600	L400	L200
Section Times	1:22.94 [4] (0:13.26)	1:09.68 [7] (0:11.10)	0:58.58 [7] (0:11.26)	0:47.32 [7] (0:11.42)	0:35.90 [6] (0:12.01)	0:23.89 [6] (0:11.54)	0:12.35 [4] (0:12.35)
Average Speed [km/h]	54.3	65.2	64.3	63.5	60.7	62.3	58.3
Top Speed [km/h]	66.6	66.4	65.7	65.1	62.4	63.8	62.7
Avg. Dist. to Rail [m]	2.8	1.9	1.4	1.6	1.7	2.9	3.1
Avg. Stride Freq. [Hz]	2.2	2.4	2.4	2.4	2.3	2.4	2.3
Avg. Stride Length [m]	6.7	7.4	7.5	7.4	7.2	7.3	7.1



- [ ] Ranking at each section and finish
- :-:- No data available at this section
- NA No data available

Horse/Jockey Name	NO AGENDA NIGEL
Finish Rank	5
Fastest Section Time (Section)	0:11.17 (L1000)
Top Speed [km/h] (Section)	66.5 (L1200)
Race State	Finished



Ellerslie NZ - Professional

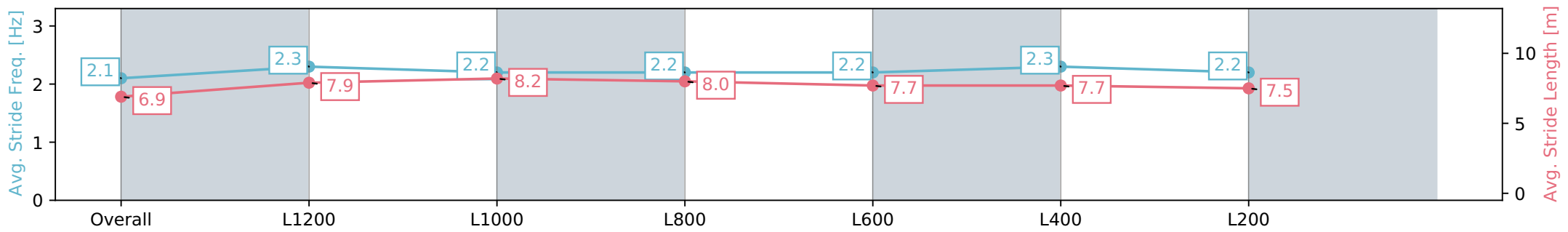
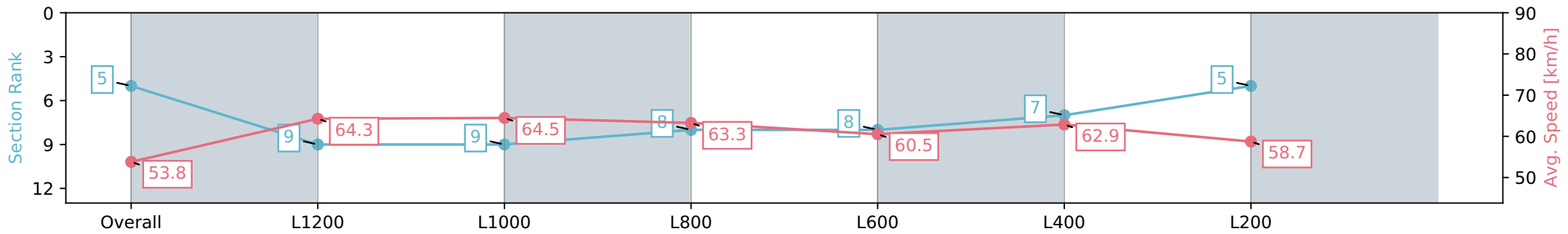
Race 1: BARFOOT & THOMPSON 1400 - 1400m

02 March 2024 - 12:20PM



Track Rating: Good 4, Weather: Fine, Rail Position: Out 2m From 1000m To 400m, Remainder True

Section	Overall	L1200	L1000	L800	L600	L400	L200
Section Times	1:22.97 [5] (0:13.40)	1:09.57 [9] (0:11.24)	0:58.33 [9] (0:11.17)	0:47.16 [8] (0:11.45)	0:35.71 [8] (0:11.99)	0:23.72 [7] (0:11.46)	0:12.26 [5] (0:12.26)
Average Speed [km/h]	53.8	64.3	64.5	63.3	60.5	62.9	58.7
Top Speed [km/h]	65.1	66.5	65.2	64.5	62.1	63.8	62.5
Avg. Dist. to Rail [m]	4.0	1.3	0.3	1.2	1.4	0.4	1.7
Avg. Stride Freq. [Hz]	2.1	2.3	2.2	2.2	2.2	2.3	2.2
Avg. Stride Length [m]	6.9	7.9	8.2	8.0	7.7	7.7	7.5



- [ ] Ranking at each section and finish
- :-:- No data available at this section
- NA No data available

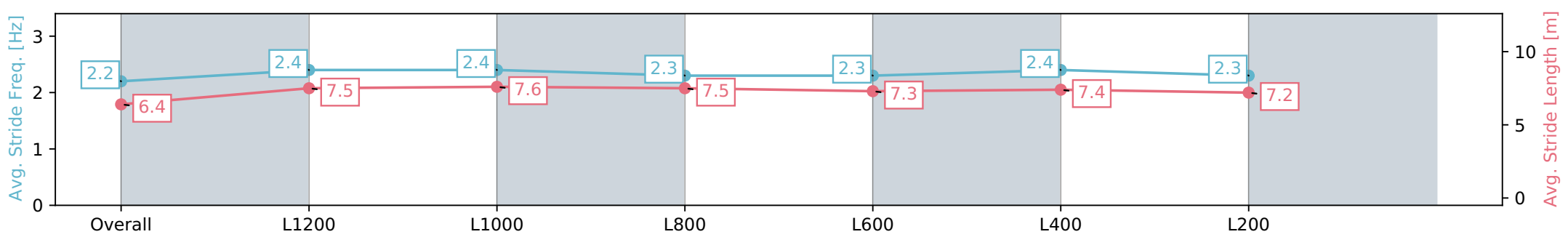
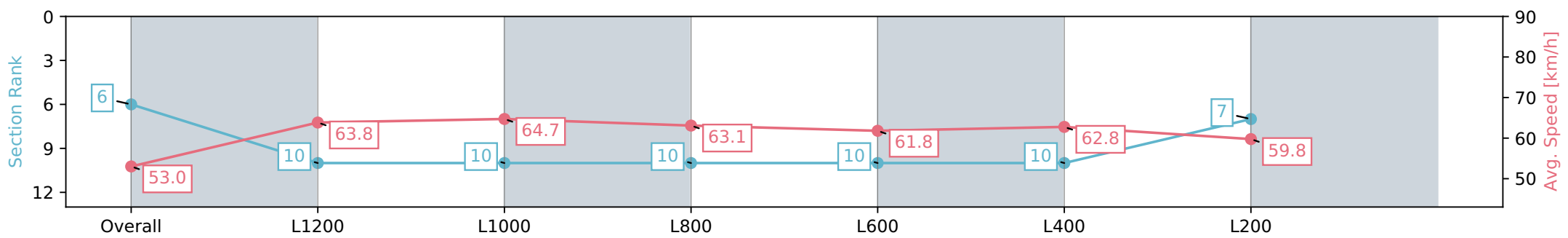
Horse/Jockey Name	ANISE
Finish Rank	6
Fastest Section Time (Section)	0:11.22 (L1000)
Top Speed [km/h] (Section)	65.7 (L1000)
Race State	Finished



Ellerslie NZ - Professional  
 Race 1: BARFOOT & THOMPSON 1400 - 1400m  
 02 March 2024 - 12:20PM  
 Track Rating: Good 4, Weather: Fine, Rail Position: Out 2m From 1000m To 400m, Remainder True



Section	Overall	L1200	L1000	L800	L600	L400	L200
Section Times	1:23.04 [6] (0:13.59)	1:09.45 [10] (0:11.35)	0:58.10 [10] (0:11.22)	0:46.88 [10] (0:11.56)	0:35.32 [10] (0:11.77)	0:23.55 [10] (0:11.48)	0:12.07 [7] (0:12.07)
Average Speed [km/h]	53.0	63.8	64.7	63.1	61.8	62.8	59.8
Top Speed [km/h]	63.5	65.0	65.7	65.0	63.1	63.5	62.3
Avg. Dist. to Rail [m]	7.8	2.3	1.9	3.0	1.9	3.7	4.6
Avg. Stride Freq. [Hz]	2.2	2.4	2.4	2.3	2.3	2.4	2.3
Avg. Stride Length [m]	6.4	7.5	7.6	7.5	7.3	7.4	7.2



- [ ] Ranking at each section and finish
- :-:- No data available at this section
- NA No data available



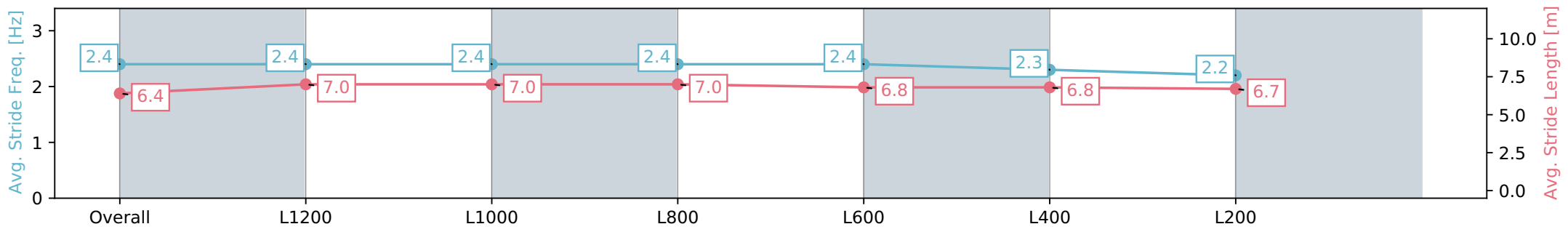
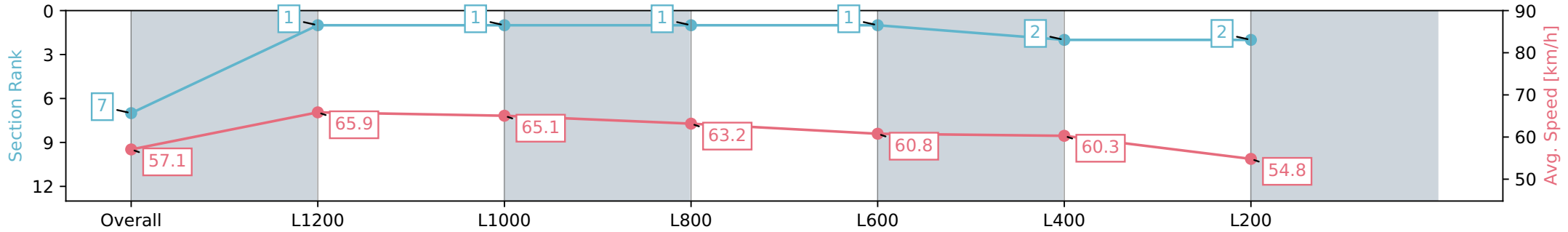
Horse/Jockey Name	BUTTERFIELD
Finish Rank	7
Fastest Section Time (Section)	0:10.97 (L1200)
Top Speed [km/h] (Section)	67.2 (Overall)
Race State	Finished



Ellerslie NZ - Professional  
 Race 1: BARFOOT & THOMPSON 1400 - 1400m  
 02 March 2024 - 12:20PM  
 Track Rating: Good 4, Weather: Fine, Rail Position: Out 2m From 1000m To 400m, Remainder True



Section	Overall	L1200	L1000	L800	L600	L400	L200
Section Times	1:23.23 [7] (0:12.63)	1:10.60 [1] (0:10.97)	0:59.63 [1] (0:11.11)	0:48.52 [1] (0:11.45)	0:37.07 [1] (0:11.98)	0:25.09 [2] (0:11.95)	0:13.14 [2] (0:13.14)
Average Speed [km/h]	57.1	65.9	65.1	63.2	60.8	60.3	54.8
Top Speed [km/h]	67.2	67.2	65.8	65.1	61.6	61.4	58.1
Avg. Dist. to Rail [m]	1.4	1.4	1.3	0.6	1.8	1.5	1.6
Avg. Stride Freq. [Hz]	2.4	2.4	2.4	2.4	2.4	2.3	2.2
Avg. Stride Length [m]	6.4	7.0	7.0	7.0	6.8	6.8	6.7



[ ] Ranking at each section and finish  
 -:-:- No data available at this section  
 NA No data available

Horse/Jockey Name	WILD WEST
Finish Rank	8
Fastest Section Time (Section)	0:11.33 (L1200)
Top Speed [km/h] (Section)	69.5 (Overall)
Race State	Finished



Ellerslie NZ - Professional

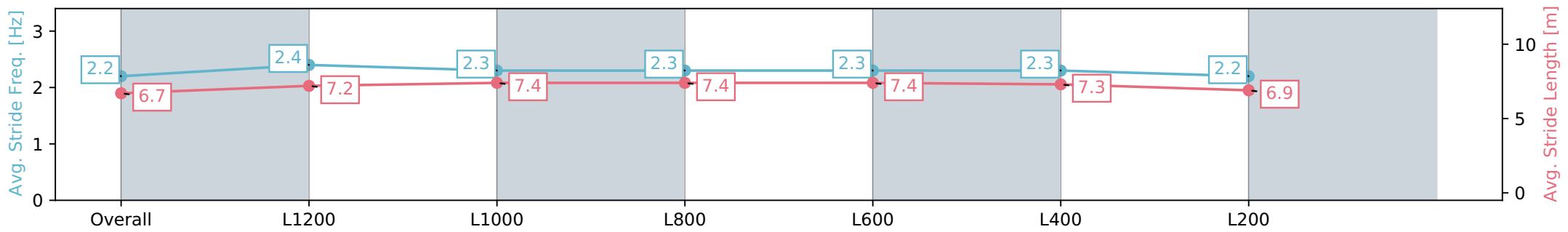
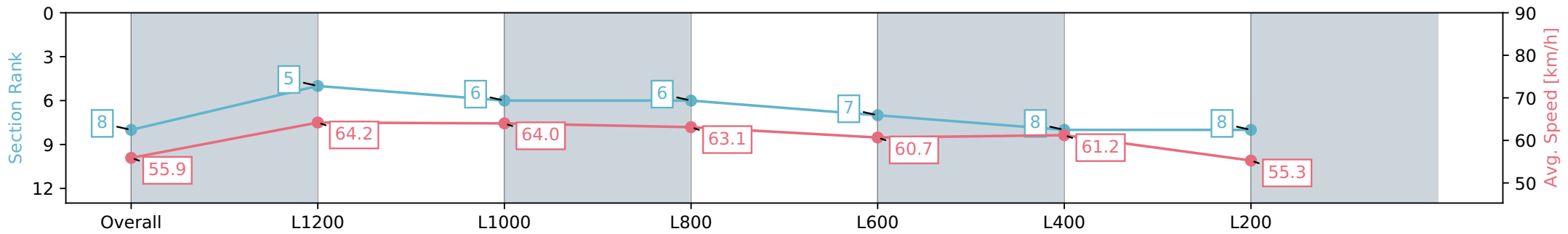
Race 1: BARFOOT & THOMPSON 1400 - 1400m

02 March 2024 - 12:20PM



Track Rating: Good 4, Weather: Fine, Rail Position: Out 2m From 1000m To 400m, Remainder True

Section	Overall	L1200	L1000	L800	L600	L400	L200
Section Times	1:24.06 [8] (0:12.89)	1:11.17 [5] (0:11.33)	0:59.84 [6] (0:11.35)	0:48.49 [6] (0:11.55)	0:36.94 [7] (0:12.15)	0:24.79 [8] (0:11.79)	0:13.00 [8] (0:13.00)
Average Speed [km/h]	55.9	64.2	64.0	63.1	60.7	61.2	55.3
Top Speed [km/h]	69.5	66.5	64.5	64.5	61.9	62.2	60.2
Avg. Dist. to Rail [m]	6.4	3.3	2.4	2.6	4.0	6.0	6.4
Avg. Stride Freq. [Hz]	2.2	2.4	2.3	2.3	2.3	2.3	2.2
Avg. Stride Length [m]	6.7	7.2	7.4	7.4	7.4	7.3	6.9



- [ ] Ranking at each section and finish
- :-:- No data available at this section
- NA No data available

Horse/Jockey Name	THERE GOES MY HERO
Finish Rank	9
Fastest Section Time (Section)	0:11.06 (L1200)
Top Speed [km/h] (Section)	67.9 (L1200)
Race State	Finished



Ellerslie NZ - Professional

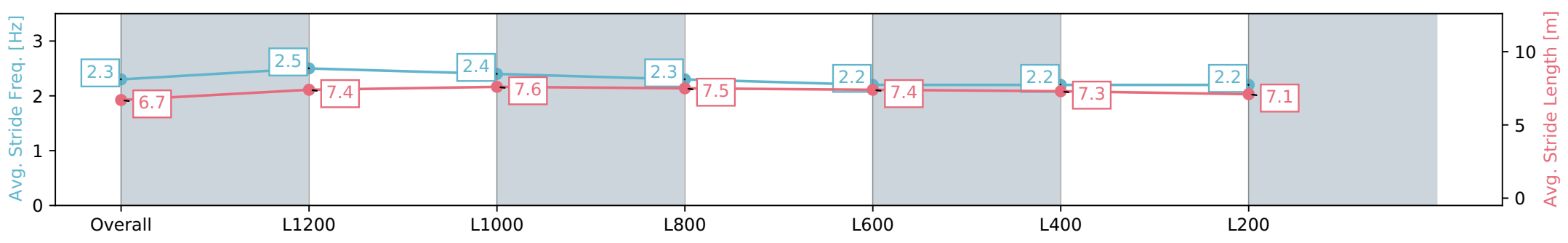
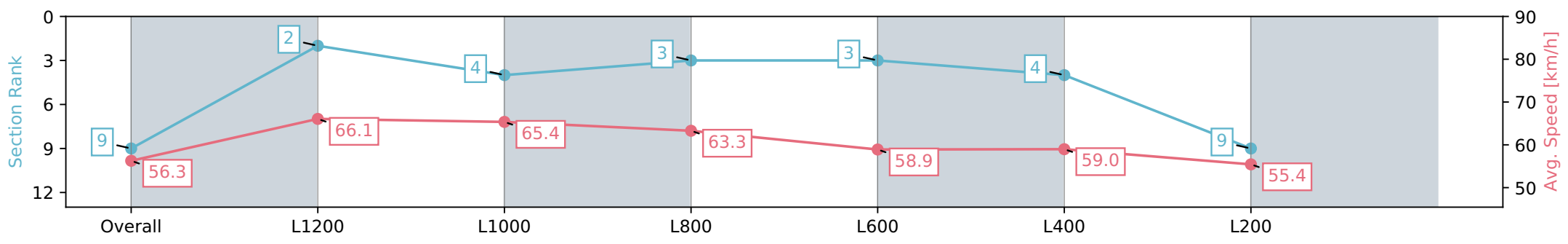
Race 1: BARFOOT & THOMPSON 1400 - 1400m

02 March 2024 - 12:20PM

Track Rating: Good 4, Weather: Fine, Rail Position: Out 2m From 1000m To 400m, Remainder True



Section	Overall	L1200	L1000	L800	L600	L400	L200
Section Times	1:24.18 [9] (0:12.80)	1:11.38 [2] (0:11.06)	1:00.32 [4] (0:11.10)	0:49.22 [3] (0:11.53)	0:37.69 [3] (0:12.47)	0:25.22 [4] (0:12.22)	0:13.00 [9] (0:13.00)
Average Speed [km/h]	56.3	66.1	65.4	63.3	58.9	59.0	55.4
Top Speed [km/h]	67.5	67.9	67.0	65.1	61.2	59.7	59.2
Avg. Dist. to Rail [m]	8.9	4.8	2.4	3.0	3.3	2.9	3.4
Avg. Stride Freq. [Hz]	2.3	2.5	2.4	2.3	2.2	2.2	2.2
Avg. Stride Length [m]	6.7	7.4	7.6	7.5	7.4	7.3	7.1



- [ ] Ranking at each section and finish
- :-:- No data available at this section
- NA No data available

Horse/Jockey Name	STYLISH OFFICER
Finish Rank	10
Fastest Section Time (Section)	0:11.01 (L1200)
Top Speed [km/h] (Section)	68.1 (L1200)
Race State	Finished

AUCKLAND  
THOROUGHBRED  
SINCE RACING 1874

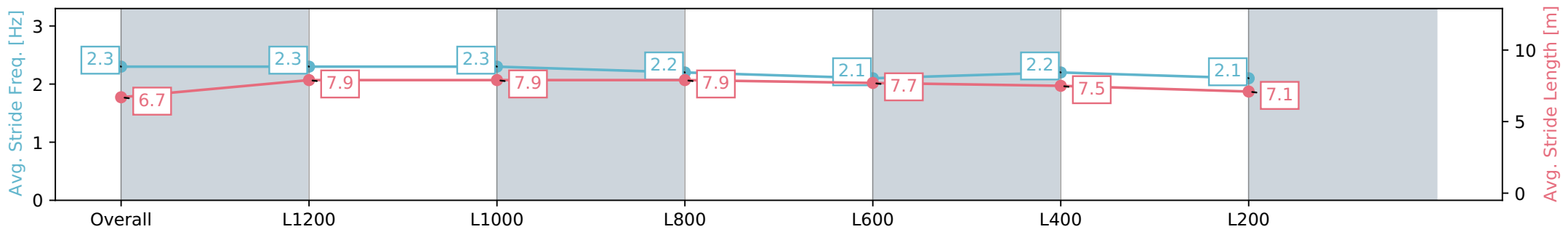
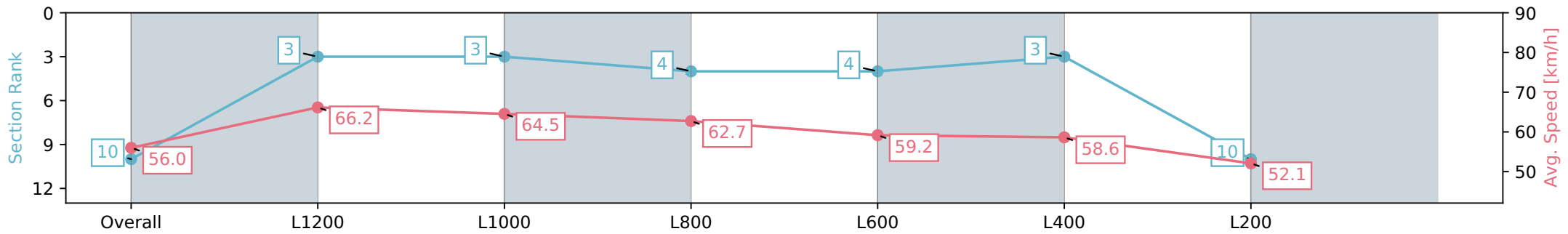
Ellerslie NZ - Professional  
Race 1: BARFOOT & THOMPSON 1400 - 1400m

02 March 2024 - 12:20PM

ELLERSLIE

Track Rating: Good 4, Weather: Fine, Rail Position: Out 2m From 1000m To 400m, Remainder True

Section	Overall	L1200	L1000	L800	L600	L400	L200
Section Times	1:25.06 [10] (0:12.85)	1:12.21 [3] (0:11.01)	1:01.20 [3] (0:11.21)	0:49.99 [4] (0:11.54)	0:38.45 [4] (0:12.33)	0:26.12 [3] (0:12.30)	0:13.82 [10] (0:13.82)
Average Speed [km/h]	56.0	66.2	64.5	62.7	59.2	58.6	52.1
Top Speed [km/h]	68.0	68.1	66.1	63.9	60.7	59.7	57.3
Avg. Dist. to Rail [m]	7.3	4.1	1.8	1.2	2.0	2.6	2.4
Avg. Stride Freq. [Hz]	2.3	2.3	2.3	2.2	2.1	2.2	2.1
Avg. Stride Length [m]	6.7	7.9	7.9	7.9	7.7	7.5	7.1



- [ ] Ranking at each section and finish
- :-:- No data available at this section
- NA No data available