

Track Rating: Good 3, Weather: Fine, Rail Position: +6m

Section													Overall		L1200	L1000	L800	L600	L400		
Field Times													1:22.32	1:08.04	0:56.92	0:45.53	0:34.25	0:23.17			
													(0:14.28)	(0:11.12)	(0:11.39)	(0:11.28)	(0:11.08)	(0:11.26)			
Position	#	Horse/Jockey	Barrier	Top Speed [km/h]	Fastest Section	First 400m												From Winner [m]			
1	2	<b>NEIGHBOURHOOD</b> James Doyle	1	69.5 400-200	0:10.60 400-200	0:26.21	1:22.31 (0:14.85)	1:07.46 [8] (0:11.36)	0:56.10 [7] (0:11.60)	0:44.50 [7] (0:11.51)	0:32.99 [8] (0:10.93)	0:22.06 [8] (0:10.60)									
2	10	<b>BURGUNDY IFF</b> Kelly Myers	14	69.0 400-200	0:10.68 400-200	0:26.70	1:22.49 (0:15.11)	1:07.38 [10] (0:11.59)	0:55.79 [10] (0:11.41)	0:44.38 [9] (0:11.44)	0:32.94 [9] (0:10.70)	0:22.24 [9] (0:10.68)						+4			
3	14	<b>LA RUCHE</b> Samantha Spratt	13	67.5 400-200	0:10.97 400-200	0:25.88	1:22.59 (0:14.53)	1:08.06 [4] (0:11.35)	0:56.71 [4] (0:11.56)	0:45.14 [4] (0:11.45)	0:33.69 [4] (0:11.06)	0:22.63 [4] (0:10.97)						+4			
4	12	<b>MIDNIGHT SCANDAL</b> Courtney Barnes	2	67.6 1200-1000	0:11.10 600-400	0:25.40	1:22.60 (0:14.28)	1:08.32 [1] (0:11.12)	0:57.20 [1] (0:11.45)	0:45.75 [2] (0:11.24)	0:34.51 [2] (0:11.10)	0:23.41 [2] (0:11.20)						-8			
5	9	<b>BELLA WATERS</b> Masahiro Hashizume	10	68.3 400-200	0:10.69 400-200	0:26.57	1:22.62 (0:15.00)	1:07.62 [9] (0:11.57)	0:56.04 [9] (0:11.57)	0:44.46 [10] (0:11.44)	0:33.02 [10] (0:10.81)	0:22.21 [10] (0:10.69)						+0			
6	13	<b>THATSALLSHEWROTE</b> Vincent Colgan	19	69.5 600-400	0:10.79 400-200	0:26.90	1:22.76 (0:15.36)	1:07.40 [12] (0:11.54)	0:55.86 [12] (0:11.48)	0:44.38 [12] (0:11.28)	0:33.09 [11] (0:10.84)	0:22.25 [11] (0:10.79)						+4			
7	4	<b>CIMARRON</b> Lynsey Satherley	7	69.9 400-200	0:10.56 400-200	0:26.72	1:22.87 (0:15.23)	1:07.64 [11] (0:11.49)	0:56.15 [11] (0:11.50)	0:44.65 [11] (0:11.47)	0:33.18 [12] (0:10.84)	0:22.34 [12] (0:10.56)						+0			
8	3	<b>STYLISH OFFICER</b> Ngakau Hailey	9	66.3 400-200	0:11.08 600-400	0:25.46	1:22.95 (0:14.36)	1:08.59 [2] (0:11.10)	0:57.49 [2] (0:11.33)	0:46.16 [1] (0:11.27)	0:34.89 [1] (0:11.08)	0:23.81 [1] (0:11.30)						+1			
9	8	<b>SHARP DRESSED MAN</b> Craig Grylls	12	68.8 600-400	0:10.86 600-400	0:26.27	1:23.02 (0:14.84)	1:08.18 [7] (0:11.43)	0:56.75 [8] (0:11.66)	0:45.09 [8] (0:11.37)	0:33.72 [7] (0:10.86)	0:22.86 [5] (0:11.07)						+9			
10	19	<b>SLAM DUNK</b> Kazuya Asano	3	67.3 600-400	0:11.07 600-400	0:25.90	1:23.71 (0:14.57)	1:09.13 [6] (0:11.32)	0:57.81 [5] (0:11.60)	0:46.21 [5] (0:11.63)	0:34.57 [5] (0:11.07)	0:23.51 [7] (0:11.24)						+0			

Scratched: Canny Man (#1), Lord Jimmy (#5), Corbatin (#6), Matane (#11), Lerado (#16), San Simeon (#17), Tide And Time (#18), Don't Look Ethel (#20)

Track Rating: Good 3, Weather: Fine, Rail Position: +6m

Section									Overall	L1200	L1000	L800	L600	L400		
Field Times									1:22.32	1:08.04	0:56.92	0:45.53	0:34.25	0:23.17		
									(0:14.28)	(0:11.12)	(0:11.39)	(0:11.28)	(0:11.08)	(0:11.26)		
Position	#	Horse/Jockey	Barrier	Top Speed [km/h]	Fastest Section	First 400m									From Winner [m]	
11	7	<b>EMBER ATTACK</b>	6	67.6	0:11.06	0:26.00	1:23.79	1:09.23 [5]	0:57.79 [6]	0:46.12 [6]	0:34.65 [6]	0:23.59 [6]		+4		
		Jasmine Fawcett		600-400	600-400		(0:14.56)	(0:11.44)	(0:11.67)	(0:11.47)	(0:11.06)	(0:11.13)				
12	15	<b>TIMING</b>	5	65.5	0:11.13	0:25.78	1:23.90	1:09.52 [3]	0:58.12 [3]	0:46.65 [3]	0:35.34 [3]	0:24.21 [3]		-2		
		Wiremu Pinn		600-400	600-400		(0:14.38)	(0:11.40)	(0:11.47)	(0:11.31)	(0:11.13)	(0:11.35)				

Scratched: Canny Man (#1), Lord Jimmy (#5), Corbatin (#6), Matane (#11), Lerado (#16), San Simeon (#17), Tide And Time (#18), Don't Look Ethel (#20)

Track Rating: Good 3, Weather: Fine, Rail Position: +6m

Section Field Times		L200											
		0:11.91 (0:11.91)											
Position	#	Horse/Jockey	Barrier	Top Speed [km/h]	Fastest Section	First 400m	Margin					From Winner [m]	
1	2	<b>NEIGHBOURHOOD</b> James Doyle	1	69.5 400-200	0:10.60 400-200	0:26.21	0:11.46 [3] (0:11.46)	1:22.31					
2	10	<b>BURGUNDY IFF</b> Kelly Myers	14	69.0 400-200	0:10.68 400-200	0:26.70	0:11.56 [5] (0:11.56)	1.2L					+4
3	14	<b>LA RUCHE</b> Samantha Spratt	13	67.5 400-200	0:10.97 400-200	0:25.88	0:11.66 [4] (0:11.66)	1.9L					+4
4	12	<b>MIDNIGHT SCANDAL</b> Courtney Barnes	2	67.6 1200-1000	0:11.10 600-400	0:25.40	0:12.21 [1] (0:12.21)	1.9L					-8
5	9	<b>BELLA WATERS</b> Masahiro Hashizume	10	68.3 400-200	0:10.69 400-200	0:26.57	0:11.52 [7] (0:11.52)	2.0L					+0
6	13	<b>THATSALLSHEWROTE</b> Vincent Colgan	19	69.5 600-400	0:10.79 400-200	0:26.90	0:11.46 [10] (0:11.46)	3.0L					+4
7	4	<b>CIMARRON</b> Lynsey Satherley	7	69.9 400-200	0:10.56 400-200	0:26.72	0:11.77 [8] (0:11.77)	3.7L					+0
8	3	<b>STYLISH OFFICER</b> Ngakau Hailey	9	66.3 400-200	0:11.08 600-400	0:25.46	0:12.51 [2] (0:12.51)	4.2L					+1
9	8	<b>SHARP DRESSED MAN</b> Craig Grylls	12	68.8 600-400	0:10.86 600-400	0:26.27	0:11.79 [9] (0:11.79)	4.7L					+9
10	19	<b>SLAM DUNK</b> Kazuya Asano	3	67.3 600-400	0:11.07 600-400	0:25.90	0:12.27 [12] (0:12.27)	9.3L					+0

Scratched: Canny Man (#1), Lord Jimmy (#5), Corbatin (#6), Matane (#11), Lerado (#16), San Simeon (#17), Tide And Time (#18), Don't Look Ethel (#20)

Track Rating: Good 3, Weather: Fine, Rail Position: +6m

Section

L200

Field Times

0:11.91

(0:11.91)

Position	#	Horse/Jockey	Barrier	Top Speed [km/h]	Fastest Section	First 400m	Margin	From Winner [m]
11	7	<b>EMBER ATTACK</b> Jasmine Fawcett	6	67.6 600-400	0:11.06 600-400	0:26.00 0:12.46 [11] (0:12.46)	9.8L	+4
12	15	<b>TIMING</b> Wiremu Pinn	5	65.5 600-400	0:11.13 600-400	0:25.78 0:12.86 [6] (0:12.86)	10.6L	-2

Scratched: Canny Man (#1), Lord Jimmy (#5), Corbatin (#6), Matane (#11), Lerado (#16), San Simeon (#17), Tide And Time (#18), Don't Look Ethel (#20)

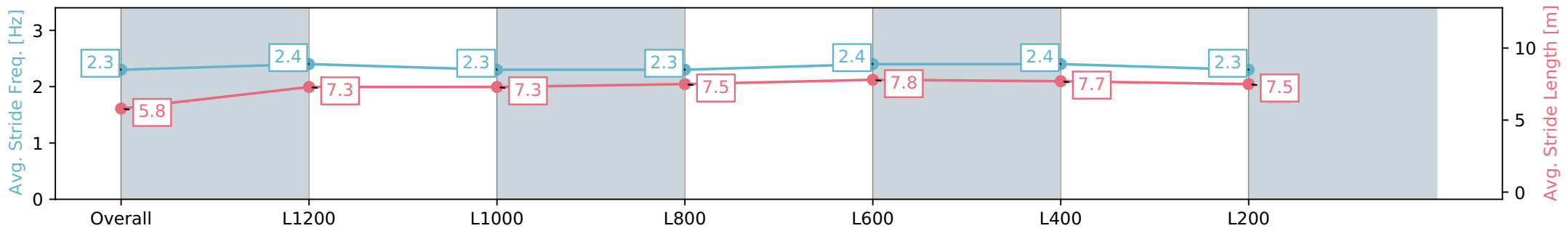
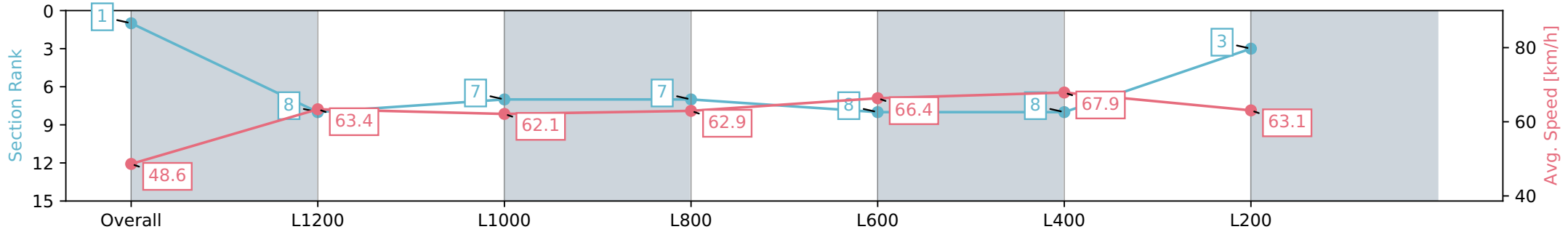
Horse/Jockey Name	NEIGHBOURHOOD
Finish Rank	1
Fastest Section Time (Section)	0:10.60 (L400)
Top Speed [km/h] (Section)	69.5 (L400)
Race State	Finished



Pukekohe Park NZ - Professional  
 Race 8: ELLERSLIE EVENTS 1400 - 1400m  
 21 January 2024 - 4:43PM  
 Track Rating: Good 3, Weather: Fine, Rail Position: +6m



Section	Overall	L1200	L1000	L800	L600	L400	L200
Section Times	1:22.31 [1] (0:14.85)	1:07.46 [8] (0:11.36)	0:56.10 [7] (0:11.60)	0:44.50 [7] (0:11.51)	0:32.99 [8] (0:10.93)	0:22.06 [8] (0:10.60)	0:11.46 [3] (0:11.46)
Average Speed [km/h]	48.6	63.4	62.1	62.9	66.4	67.9	63.1
Top Speed [km/h]	60.9	64.4	63.2	64.3	69.4	69.5	65.3
Avg. Dist. to Rail [m]	0.4	0.2	0.5	1.2	1.5	2.6	3.8
Avg. Stride Freq. [Hz]	2.3	2.4	2.3	2.3	2.4	2.4	2.3
Avg. Stride Length [m]	5.8	7.3	7.3	7.5	7.8	7.7	7.5



- [ ] Ranking at each section and finish
- :-:- No data available at this section
- NA No data available

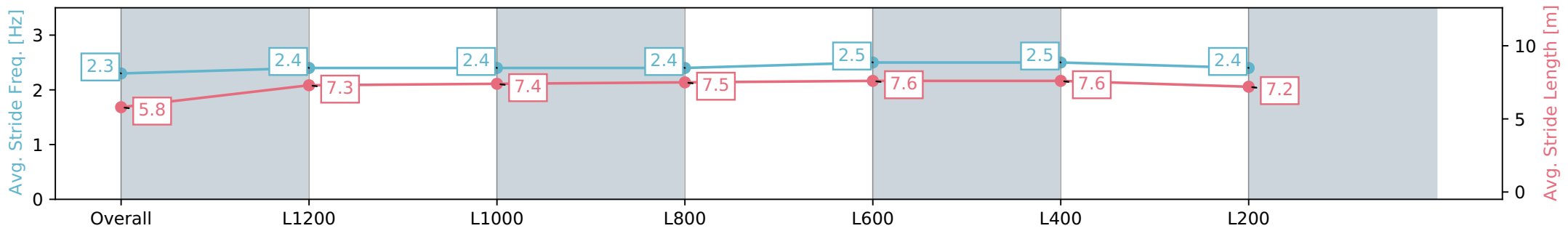
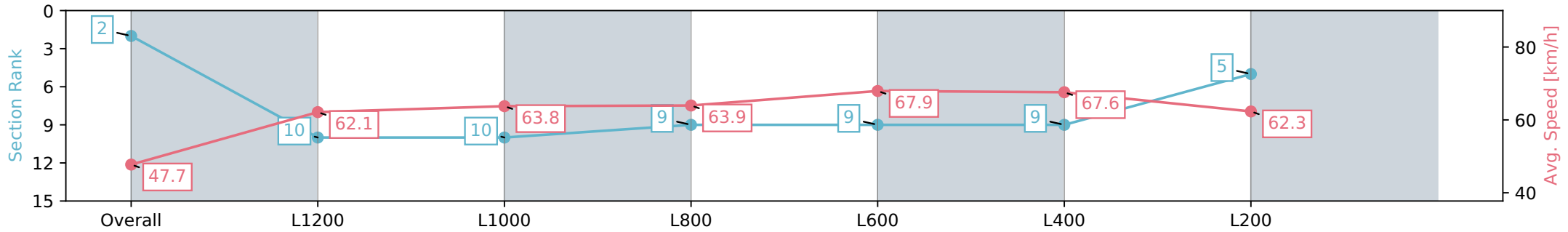
Horse/Jockey Name	BURGUNDY IFF
Finish Rank	2
Fastest Section Time (Section)	0:10.68 (L400)
Top Speed [km/h] (Section)	69.0 (L400)
Race State	Finished



Pukekohe Park NZ - Professional  
 Race 8: ELLERSLIE EVENTS 1400 - 1400m  
 21 January 2024 - 4:43PM  
 Track Rating: Good 3, Weather: Fine, Rail Position: +6m



Section	Overall	L1200	L1000	L800	L600	L400	L200
Section Times	1:22.49 [2] (0:15.11)	1:07.38 [10] (0:11.59)	0:55.79 [10] (0:11.41)	0:44.38 [9] (0:11.44)	0:32.94 [9] (0:10.70)	0:22.24 [9] (0:10.68)	0:11.56 [5] (0:11.56)
Average Speed [km/h]	47.7	62.1	63.8	63.9	67.9	67.6	62.3
Top Speed [km/h]	60.9	62.9	66.5	65.6	68.8	69.0	65.7
Avg. Dist. to Rail [m]	7.0	2.2	1.6	2.7	3.7	8.5	7.0
Avg. Stride Freq. [Hz]	2.3	2.4	2.4	2.4	2.5	2.5	2.4
Avg. Stride Length [m]	5.8	7.3	7.4	7.5	7.6	7.6	7.2



- [ ] Ranking at each section and finish
- :-:- No data available at this section
- NA No data available

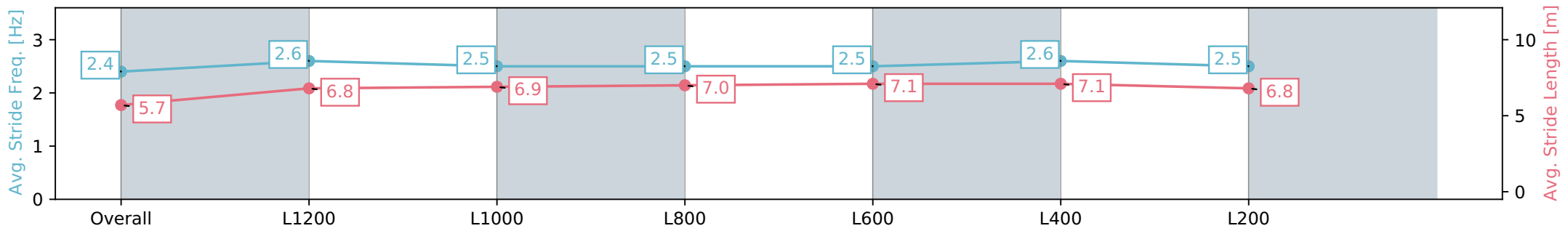
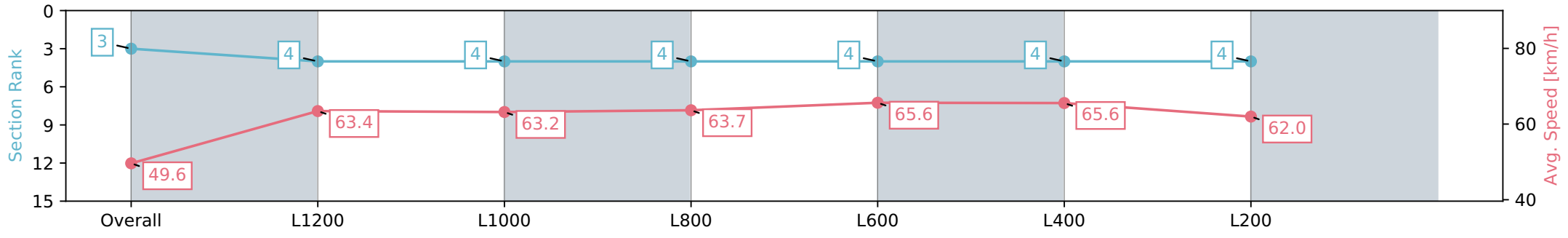
Horse/Jockey Name	LA RUCHE
Finish Rank	3
Fastest Section Time (Section)	0:10.97 (L400)
Top Speed [km/h] (Section)	67.5 (L400)
Race State	Finished



Pukekohe Park NZ - Professional  
 Race 8: ELLERSLIE EVENTS 1400 - 1400m  
 21 January 2024 - 4:43PM  
 Track Rating: Good 3, Weather: Fine, Rail Position: +6m



Section	Overall	L1200	L1000	L800	L600	L400	L200
Section Times	1:22.59 [3] (0:14.53)	1:08.06 [4] (0:11.35)	0:56.71 [4] (0:11.56)	0:45.14 [4] (0:11.45)	0:33.69 [4] (0:11.06)	0:22.63 [4] (0:10.97)	0:11.66 [4] (0:11.66)
Average Speed [km/h]	49.6	63.4	63.2	63.7	65.6	65.6	62.0
Top Speed [km/h]	62.1	64.8	64.2	65.3	67.2	67.5	63.8
Avg. Dist. to Rail [m]	7.3	2.5	2.6	2.3	2.1	5.9	4.7
Avg. Stride Freq. [Hz]	2.4	2.6	2.5	2.5	2.5	2.6	2.5
Avg. Stride Length [m]	5.7	6.8	6.9	7.0	7.1	7.1	6.8



- [ ] Ranking at each section and finish
- :-:- No data available at this section
- NA No data available

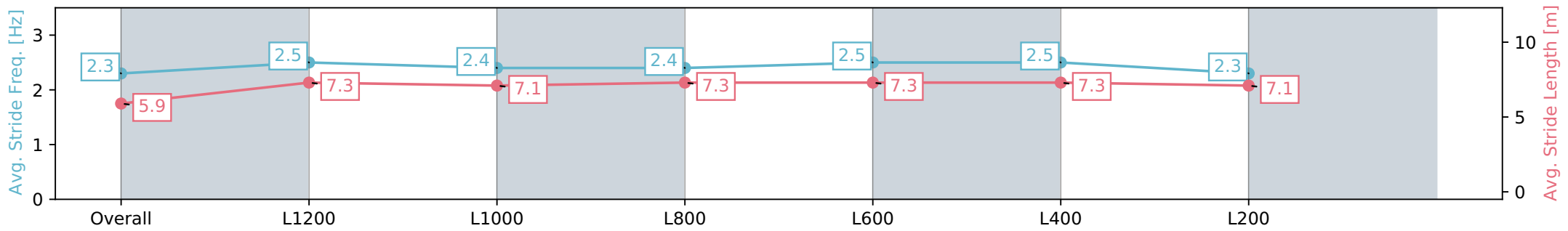
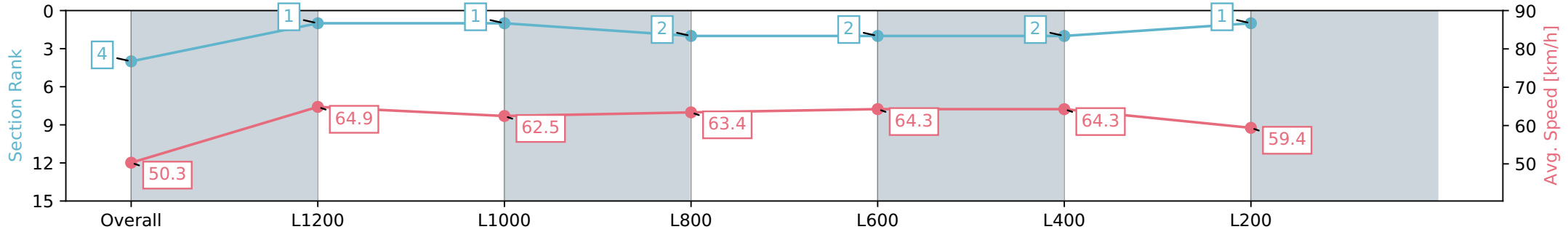
Horse/Jockey Name	MIDNIGHT SCANDAL
Finish Rank	4
Fastest Section Time (Section)	0:11.10 (L600)
Top Speed [km/h] (Section)	67.6 (L1200)
Race State	Finished



Pukekohe Park NZ - Professional  
 Race 8: ELLERSLIE EVENTS 1400 - 1400m  
 21 January 2024 - 4:43PM  
 Track Rating: Good 3, Weather: Fine, Rail Position: +6m



Section	Overall	L1200	L1000	L800	L600	L400	L200
Section Times	1:22.60 [4] (0:14.28)	1:08.32 [1] (0:11.12)	0:57.20 [1] (0:11.45)	0:45.75 [2] (0:11.24)	0:34.51 [2] (0:11.10)	0:23.41 [2] (0:11.20)	0:12.21 [1] (0:12.21)
Average Speed [km/h]	50.3	64.9	62.5	63.4	64.3	64.3	59.4
Top Speed [km/h]	62.7	67.6	66.3	65.5	66.2	66.8	60.8
Avg. Dist. to Rail [m]	0.8	0.2	1.0	1.7	2.0	1.5	0.4
Avg. Stride Freq. [Hz]	2.3	2.5	2.4	2.4	2.5	2.5	2.3
Avg. Stride Length [m]	5.9	7.3	7.1	7.3	7.3	7.3	7.1



- [ ] Ranking at each section and finish
- :-:- No data available at this section
- NA No data available



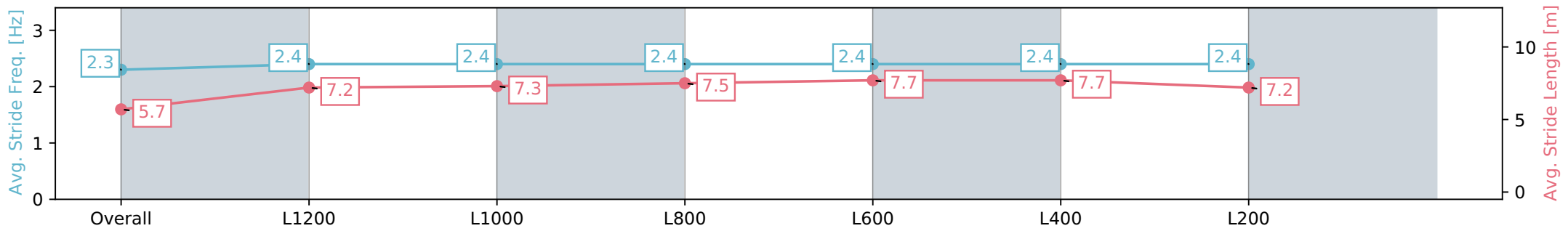
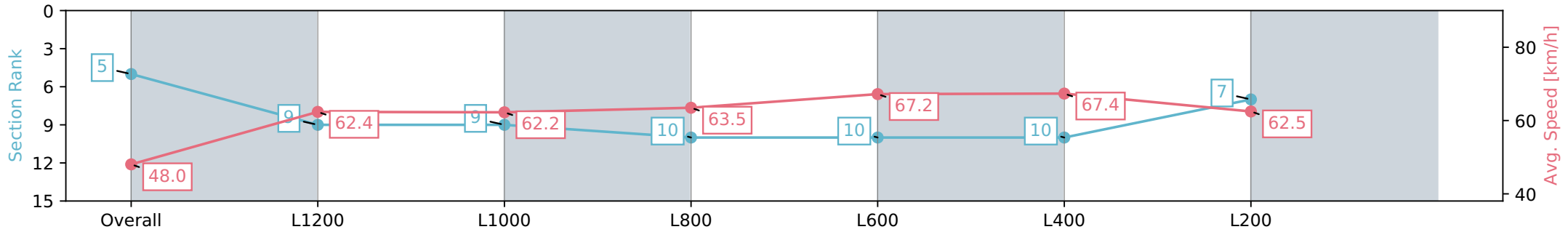
Horse/Jockey Name	BELLA WATERS
Finish Rank	5
Fastest Section Time (Section)	0:10.69 (L400)
Top Speed [km/h] (Section)	68.3 (L400)
Race State	Finished



Pukekohe Park NZ - Professional  
 Race 8: ELLERSLIE EVENTS 1400 - 1400m  
 21 January 2024 - 4:43PM  
 Track Rating: Good 3, Weather: Fine, Rail Position: +6m



Section	Overall	L1200	L1000	L800	L600	L400	L200
Section Times	1:22.62 [5] (0:15.00)	1:07.62 [9] (0:11.57)	0:56.04 [9] (0:11.57)	0:44.46 [10] (0:11.44)	0:33.02 [10] (0:10.81)	0:22.21 [10] (0:10.69)	0:11.52 [7] (0:11.52)
Average Speed [km/h]	48.0	62.4	62.2	63.5	67.2	67.4	62.5
Top Speed [km/h]	60.9	64.5	63.6	65.2	68.2	68.3	64.4
Avg. Dist. to Rail [m]	4.4	1.6	0.7	1.4	2.7	5.5	4.5
Avg. Stride Freq. [Hz]	2.3	2.4	2.4	2.4	2.4	2.4	2.4
Avg. Stride Length [m]	5.7	7.2	7.3	7.5	7.7	7.7	7.2



- [ ] Ranking at each section and finish
- :-:- No data available at this section
- NA No data available

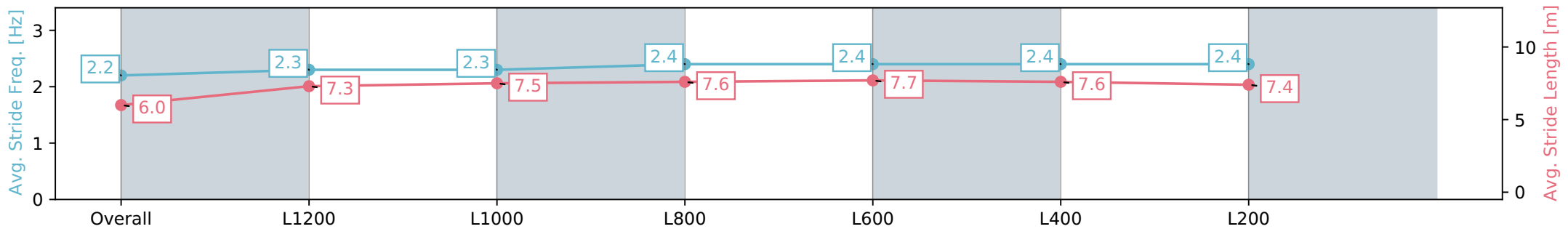
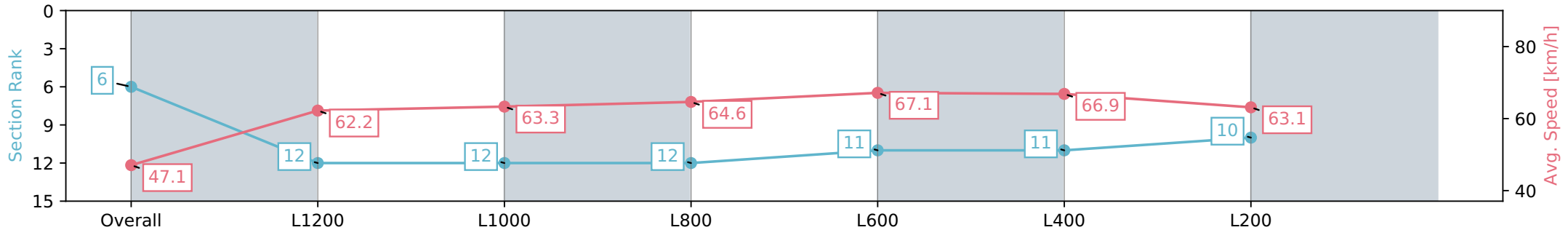
Horse/Jockey Name	THATSALLSHEWROTE
Finish Rank	6
Fastest Section Time (Section)	0:10.79 (L400)
Top Speed [km/h] (Section)	69.5 (L600)
Race State	Finished



Pukekohe Park NZ - Professional  
 Race 8: ELLERSLIE EVENTS 1400 - 1400m  
 21 January 2024 - 4:43PM  
 Track Rating: Good 3, Weather: Fine, Rail Position: +6m



Section	Overall	L1200	L1000	L800	L600	L400	L200
Section Times	1:22.76 [6] (0:15.36)	1:07.40 [12] (0:11.54)	0:55.86 [12] (0:11.48)	0:44.38 [12] (0:11.28)	0:33.09 [11] (0:10.84)	0:22.25 [11] (0:10.79)	0:11.46 [10] (0:11.46)
Average Speed [km/h]	47.1	62.2	63.3	64.6	67.1	66.9	63.1
Top Speed [km/h]	61.4	64.1	64.5	66.0	69.5	69.5	64.3
Avg. Dist. to Rail [m]	7.2	1.1	1.2	2.1	4.6	8.9	8.9
Avg. Stride Freq. [Hz]	2.2	2.3	2.3	2.4	2.4	2.4	2.4
Avg. Stride Length [m]	6.0	7.3	7.5	7.6	7.7	7.6	7.4



- [ ] Ranking at each section and finish
- :-:- No data available at this section
- NA No data available

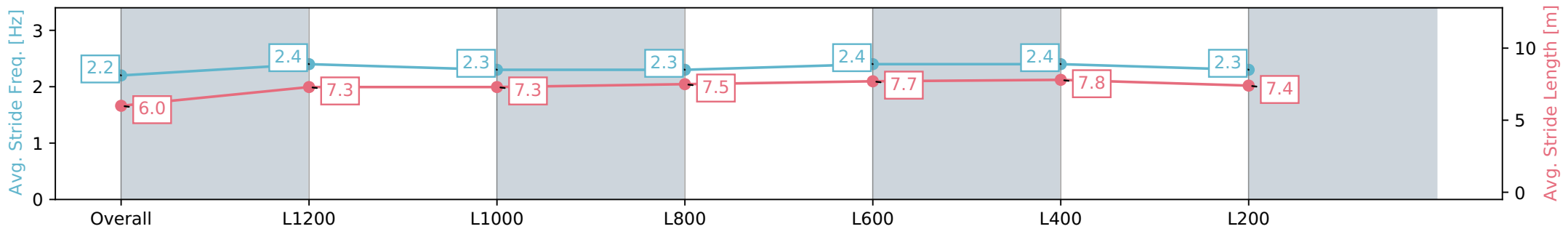
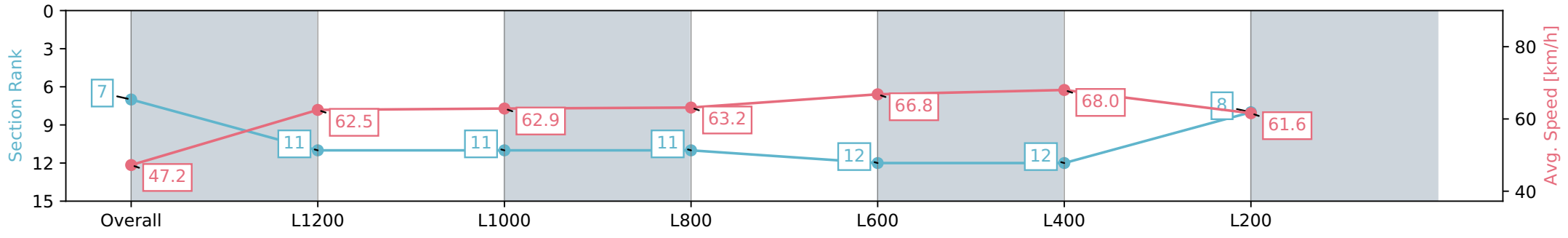
Horse/Jockey Name	CIMARRON
Finish Rank	7
Fastest Section Time (Section)	0:10.56 (L400)
Top Speed [km/h] (Section)	69.9 (L400)
Race State	Finished



Pukekohe Park NZ - Professional  
 Race 8: ELLERSLIE EVENTS 1400 - 1400m  
 21 January 2024 - 4:43PM  
 Track Rating: Good 3, Weather: Fine, Rail Position: +6m



Section	Overall	L1200	L1000	L800	L600	L400	L200
Section Times	1:22.87 [7] (0:15.23)	1:07.64 [11] (0:11.49)	0:56.15 [11] (0:11.50)	0:44.65 [11] (0:11.47)	0:33.18 [12] (0:10.84)	0:22.34 [12] (0:10.56)	0:11.77 [8] (0:11.77)
Average Speed [km/h]	47.2	62.5	62.9	63.2	66.8	68.0	61.6
Top Speed [km/h]	61.2	63.2	63.3	64.7	69.2	69.9	65.3
Avg. Dist. to Rail [m]	2.6	0.2	0.6	1.2	1.4	1.8	1.6
Avg. Stride Freq. [Hz]	2.2	2.4	2.3	2.3	2.4	2.4	2.3
Avg. Stride Length [m]	6.0	7.3	7.3	7.5	7.7	7.8	7.4



- [ ] Ranking at each section and finish
- :-:- No data available at this section
- NA No data available

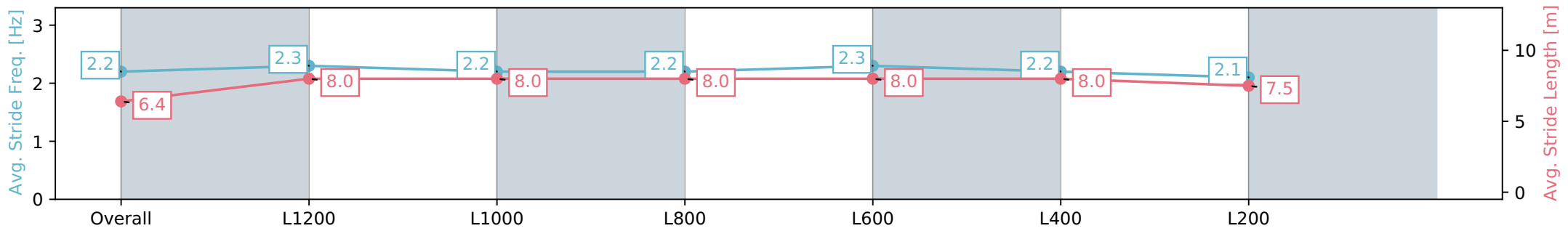
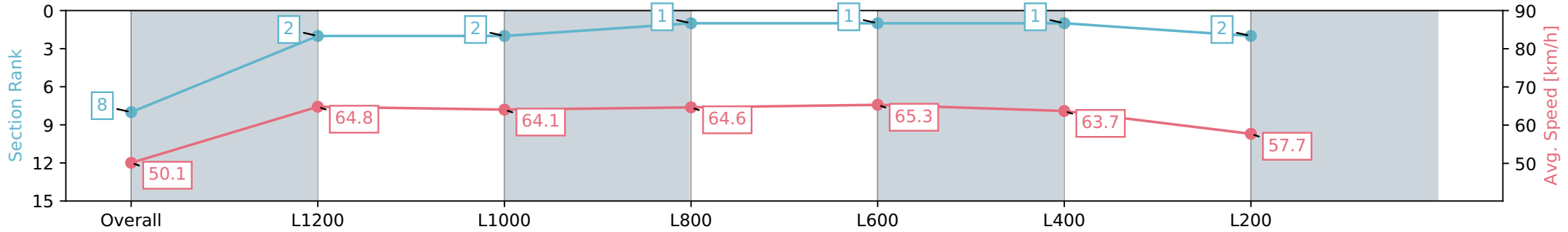
Horse/Jockey Name	STYLISH OFFICER
Finish Rank	8
Fastest Section Time (Section)	0:11.08 (L600)
Top Speed [km/h] (Section)	66.3 (L400)
Race State	Finished



Pukekohe Park NZ - Professional  
 Race 8: ELLERSLIE EVENTS 1400 - 1400m  
 21 January 2024 - 4:43PM  
 Track Rating: Good 3, Weather: Fine, Rail Position: +6m



Section	Overall	L1200	L1000	L800	L600	L400	L200
Section Times	1:22.95 [8] (0:14.36)	1:08.59 [2] (0:11.10)	0:57.49 [2] (0:11.33)	0:46.16 [1] (0:11.27)	0:34.89 [1] (0:11.08)	0:23.81 [1] (0:11.30)	0:12.51 [2] (0:12.51)
Average Speed [km/h]	50.1	64.8	64.1	64.6	65.3	63.7	57.7
Top Speed [km/h]	64.6	66.0	64.9	65.3	65.7	66.3	60.4
Avg. Dist. to Rail [m]	4.6	2.2	1.2	2.0	1.0	1.5	2.6
Avg. Stride Freq. [Hz]	2.2	2.3	2.2	2.2	2.3	2.2	2.1
Avg. Stride Length [m]	6.4	8.0	8.0	8.0	8.0	8.0	7.5



- [ ] Ranking at each section and finish
- :-:- No data available at this section
- NA No data available

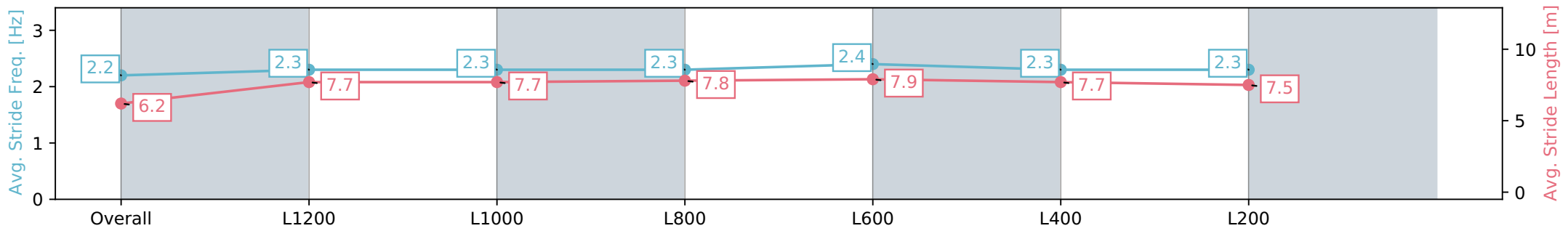
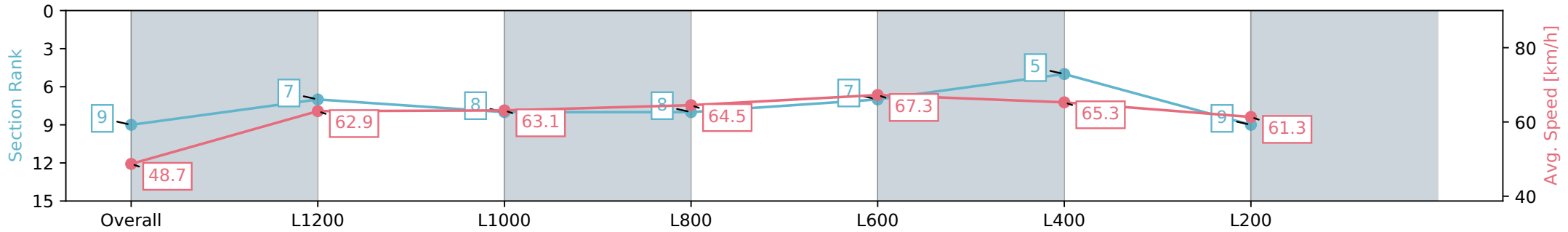
Horse/Jockey Name	SHARP DRESSED MAN
Finish Rank	9
Fastest Section Time (Section)	0:10.86 (L600)
Top Speed [km/h] (Section)	68.8 (L600)
Race State	Finished



Pukekohe Park NZ - Professional  
 Race 8: ELLERSLIE EVENTS 1400 - 1400m  
 21 January 2024 - 4:43PM  
 Track Rating: Good 3, Weather: Fine, Rail Position: +6m



Section	Overall	L1200	L1000	L800	L600	L400	L200
Section Times	1:23.02 [9] (0:14.84)	1:08.18 [7] (0:11.43)	0:56.75 [8] (0:11.66)	0:45.09 [8] (0:11.37)	0:33.72 [7] (0:10.86)	0:22.86 [5] (0:11.07)	0:11.79 [9] (0:11.79)
Average Speed [km/h]	48.7	62.9	63.1	64.5	67.3	65.3	61.3
Top Speed [km/h]	61.4	64.2	64.7	65.6	68.8	68.1	62.6
Avg. Dist. to Rail [m]	6.2	3.0	3.4	3.7	4.9	8.1	7.3
Avg. Stride Freq. [Hz]	2.2	2.3	2.3	2.3	2.4	2.3	2.3
Avg. Stride Length [m]	6.2	7.7	7.7	7.8	7.9	7.7	7.5



- [ ] Ranking at each section and finish
- :-:- No data available at this section
- NA No data available

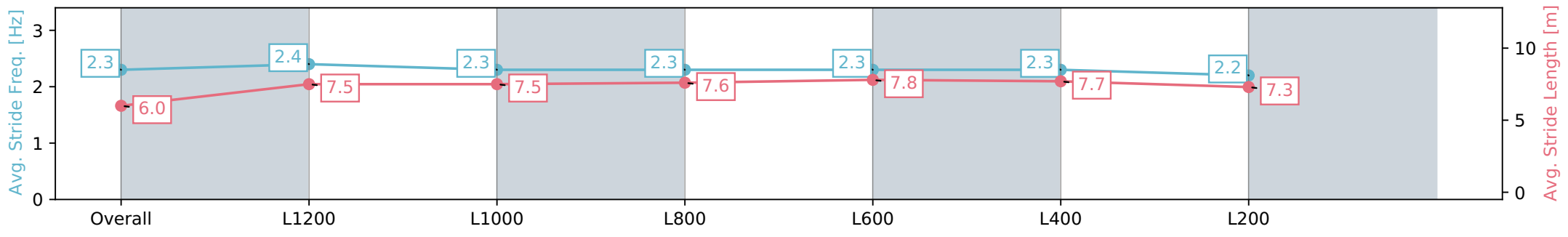
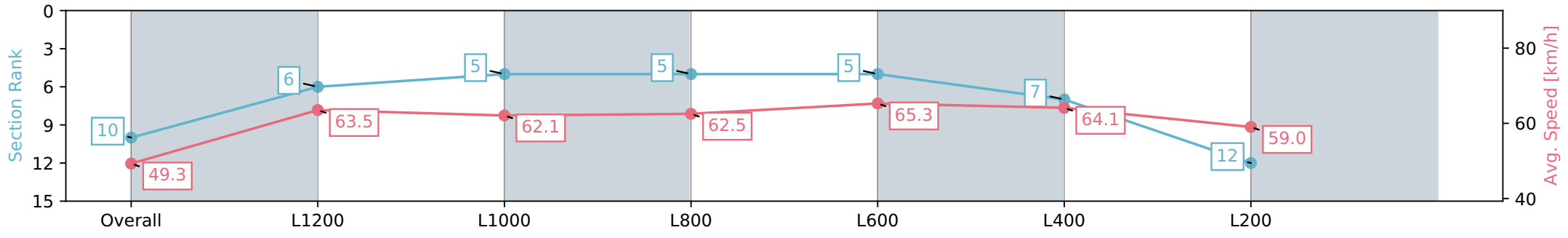
Horse/Jockey Name	SLAM DUNK
Finish Rank	10
Fastest Section Time (Section)	0:11.07 (L600)
Top Speed [km/h] (Section)	67.3 (L600)
Race State	Finished



Pukekohe Park NZ - Professional  
 Race 8: ELLERSLIE EVENTS 1400 - 1400m  
 21 January 2024 - 4:43PM  
 Track Rating: Good 3, Weather: Fine, Rail Position: +6m



Section	Overall	L1200	L1000	L800	L600	L400	L200
Section Times	1:23.71 [10] (0:14.57)	1:09.13 [6] (0:11.32)	0:57.81 [5] (0:11.60)	0:46.21 [5] (0:11.63)	0:34.57 [5] (0:11.07)	0:23.51 [7] (0:11.24)	0:12.27 [12] (0:12.27)
Average Speed [km/h]	49.3	63.5	62.1	62.5	65.3	64.1	59.0
Top Speed [km/h]	62.8	64.5	63.0	63.1	67.3	67.1	61.6
Avg. Dist. to Rail [m]	1.2	0.2	0.5	1.4	1.8	3.8	3.4
Avg. Stride Freq. [Hz]	2.3	2.4	2.3	2.3	2.3	2.3	2.2
Avg. Stride Length [m]	6.0	7.5	7.5	7.6	7.8	7.7	7.3



- [ ] Ranking at each section and finish
- :-:- No data available at this section
- NA No data available

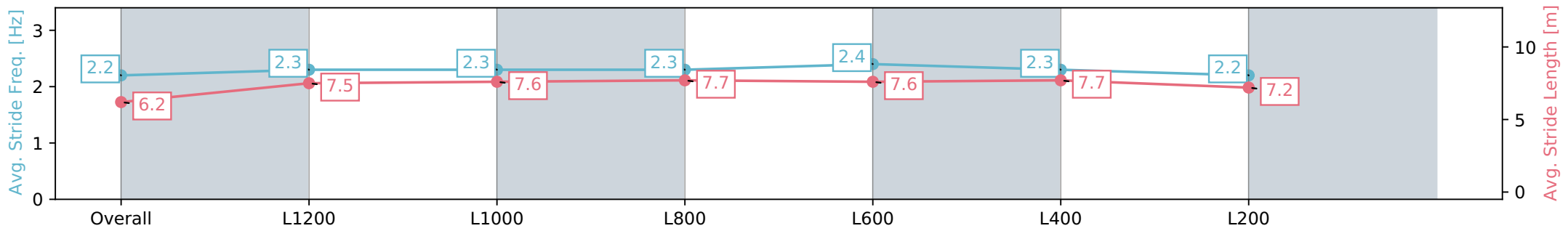
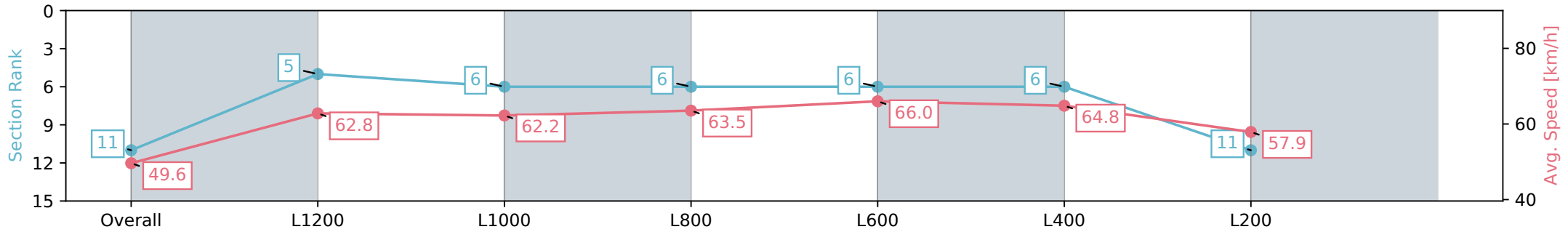
Horse/Jockey Name	EMBER ATTACK
Finish Rank	11
Fastest Section Time (Section)	0:11.06 (L600)
Top Speed [km/h] (Section)	67.6 (L600)
Race State	Finished



Pukekohe Park NZ - Professional  
 Race 8: ELLERSLIE EVENTS 1400 - 1400m  
 21 January 2024 - 4:43PM  
 Track Rating: Good 3, Weather: Fine, Rail Position: +6m



Section	Overall	L1200	L1000	L800	L600	L400	L200
Section Times	1:23.79 [11] (0:14.56)	1:09.23 [5] (0:11.44)	0:57.79 [6] (0:11.67)	0:46.12 [6] (0:11.47)	0:34.65 [6] (0:11.06)	0:23.59 [6] (0:11.13)	0:12.46 [11] (0:12.46)
Average Speed [km/h]	49.6	62.8	62.2	63.5	66.0	64.8	57.9
Top Speed [km/h]	62.2	64.1	62.6	65.0	67.6	67.5	61.2
Avg. Dist. to Rail [m]	3.4	1.1	1.2	2.4	3.9	5.3	4.5
Avg. Stride Freq. [Hz]	2.2	2.3	2.3	2.3	2.4	2.3	2.2
Avg. Stride Length [m]	6.2	7.5	7.6	7.7	7.6	7.7	7.2



- [ ] Ranking at each section and finish
- :-:- No data available at this section
- NA No data available

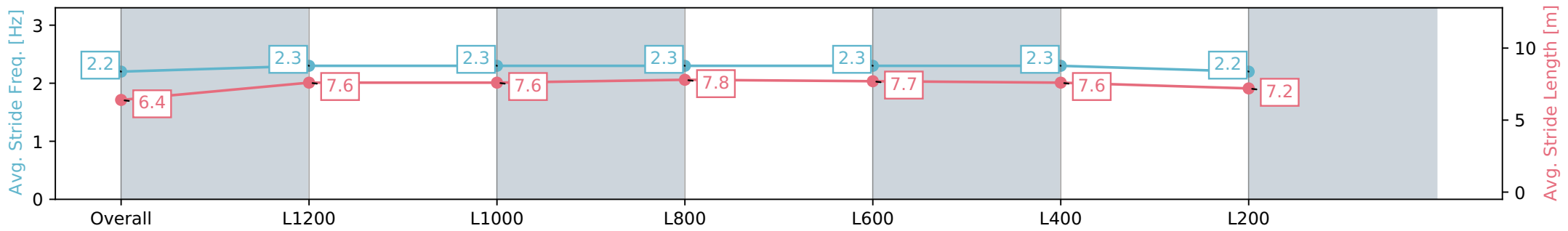
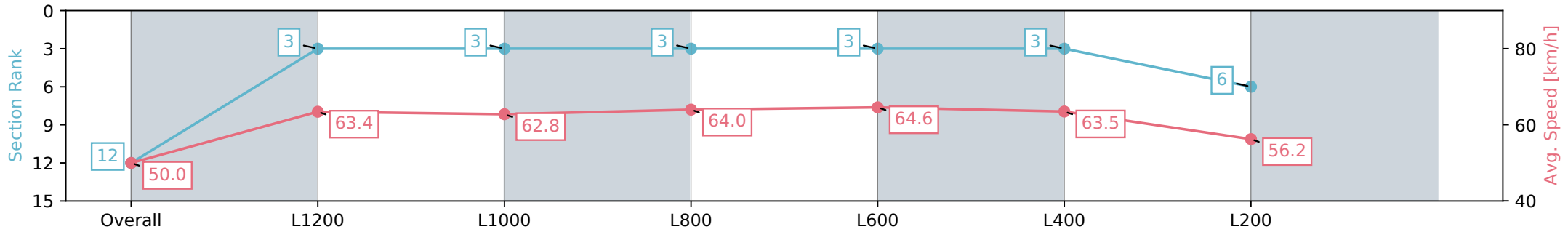
Horse/Jockey Name	TIMING
Finish Rank	12
Fastest Section Time (Section)	0:11.13 (L600)
Top Speed [km/h] (Section)	65.5 (L600)
Race State	Finished



Pukekohe Park NZ - Professional  
 Race 8: ELLERSLIE EVENTS 1400 - 1400m  
 21 January 2024 - 4:43PM  
 Track Rating: Good 3, Weather: Fine, Rail Position: +6m



Section	Overall	L1200	L1000	L800	L600	L400	L200
Section Times	1:23.90 [12] (0:14.38)	1:09.52 [3] (0:11.40)	0:58.12 [3] (0:11.47)	0:46.65 [3] (0:11.31)	0:35.34 [3] (0:11.13)	0:24.21 [3] (0:11.35)	0:12.86 [6] (0:12.86)
Average Speed [km/h]	50.0	63.4	62.8	64.0	64.6	63.5	56.2
Top Speed [km/h]	63.3	64.2	63.5	64.6	65.5	65.5	61.0
Avg. Dist. to Rail [m]	2.3	1.5	0.5	0.5	1.2	4.0	4.5
Avg. Stride Freq. [Hz]	2.2	2.3	2.3	2.3	2.3	2.3	2.2
Avg. Stride Length [m]	6.4	7.6	7.6	7.8	7.7	7.6	7.2



- [ ] Ranking at each section and finish
- :-:- No data available at this section
- NA No data available